



**Southern Region of Iraq  
Survey of Public Opinion**  
*November 24-30, 2011*

# Survey Methodology



PECHTER  
POLLS

# SURVEY METHODOLOGY

- Interviews were conducted November 24-30, 2011.
- Data collection was performed by trained employees of the International Republican Institute (IRI). The sample frame was based on the latest population estimates by the Iraq Central Organization for Statistics and Information Technology and a 2007-2008 United Nations World Food Program survey. Consultative guidance on fieldwork and analysis was provided by Pechter Polls of Princeton, New Jersey.
- Throughout this survey, the southern region refers to the provinces of Basra, Maysan, Muthanna, Dhi-Qar and Qadisiya. Southern region data from previous IRI polling reflects the weighted sample of these five provinces.
- The target population of the southern region is adults 18 years and older. A stratified multi-stage sample procedure was used for interviewing. Population within provinces was broken down by districts and geography (urban/rural). Quotas were set by district and by geography within each district.
- Sample starting points were chosen within districts based by either going to the center of the mahala or to the largest mosque and dropping a pen or pencil on the ground and spinning it. The direction the pen/pencil pointed toward was the direction that the interviewing started. Every fourth dwelling on the left side of the nearest street was sampled until the quota was met. The last birthday method or Kish table method was used for actual respondent selection within each household.

# **SURVEY METHODOLOGY**

- **A total of 642 interviews were completed. The margin of error is plus or minus 3.87 percent overall. Quotas were set by province to allow for provincial analysis and all 642 interviews have been weighted proportionally by province and gender.**
- **After the data was collected, provincial results were weighted in proportion to the Southern Region population. For example, Basra represents 36.5 percent of the registered voters in the southern region; therefore the 234 interviews collected from Basra were weighted to 36.5 percent of all interviews. Similar weighting was applied to each province to ensure that data are consistent with actual registered voter estimates and previous surveys.**
- **Gender in the survey was 73.9 percent male and 26.1 percent female. Gender was weighted to reflect the estimated numbers in the southern region: 51 percent male and 49 percent female.**
- **Verification was performed on 10 percent of the sample, either by actual observation or through follow-up interviews.**
- **Figures in charts and tables may not sum to 100 percent due to rounding error; in all cases where don't know or refuse to answer rates are more than 10 percent, the information is displayed.**
- **When results are broken down by province, gender or religion, the percentage of the total sample is displayed.**
- **The information in this report has been compiled in accordance with international standards for market and social research methodologies.**

# SURVEY METHODOLOGY

## Unweighted demographics

Province	Sample size	Valid percent	Weighted	Margin of error
Basra	233	36.8	234	6.42%
Maysan	87	13.7	90	10.51%
Muthanna	60	9.5	60	12.65%
Dhi-Qar	156	24.6	159	7.85%
Qadisiya	98	15.5	99	9.9%
Total southern region	642	100	642	3.87%

# SURVEY METHODOLOGY

## Unweighted demographics

	Male	Female	Total
18-24	33%	10%	27%
25-31	36%	14%	30%
32-38	15%	18%	15%
39-52	13%	40%	20%
53+	3%	16%	6%
Refused to answer	0%	3%	1%

Gender	Percent
Male	73.9
Female	26.1

Location	Percent
City more than 1 million	10.8
City of 250,000-1 million	8.8
City of 50,000-250,000	18.3
Urban less than 50,000	15.5
Rural	46.6

# SURVEY METHODOLOGY

## Unweighted demographics

	Basra	Maysan	Muthanna	Dhi-Qar	Qadisiya	Total
<b>Arab</b>	<b>97%</b>	<b>94%</b>	<b>98%</b>	<b>97%</b>	<b>99%</b>	<b>97%</b>
<b>Kurd</b>	<b>2%</b>	<b>6%</b>	<b>2%</b>	<b>3%</b>	<b>1%</b>	<b>2%</b>
<b>Refused to answer</b>	<b>1%</b>	<b>0%</b>	<b>0%</b>	<b>0%</b>	<b>0%</b>	<b>1%</b>

	Basra	Maysan	Muthanna	Dhi-Qar	Qadisiya	Total
<b>Sunni Muslim</b>	<b>6%</b>	<b>6%</b>	<b>3%</b>	<b>3%</b>	<b>8%</b>	<b>5%</b>
<b>Shia Muslim</b>	<b>92%</b>	<b>92%</b>	<b>97%</b>	<b>97%</b>	<b>91%</b>	<b>94%</b>
<b>Christian</b>	<b>0%</b>	<b>0%</b>	<b>0%</b>	<b>0%</b>	<b>1%</b>	<b>0%</b>
<b>Other</b>	<b>0%</b>	<b>2%</b>	<b>0%</b>	<b>0%</b>	<b>0%</b>	<b>0%</b>
<b>Refused to answer</b>	<b>1%</b>	<b>0%</b>	<b>0%</b>	<b>0%</b>	<b>0%</b>	<b>0%</b>

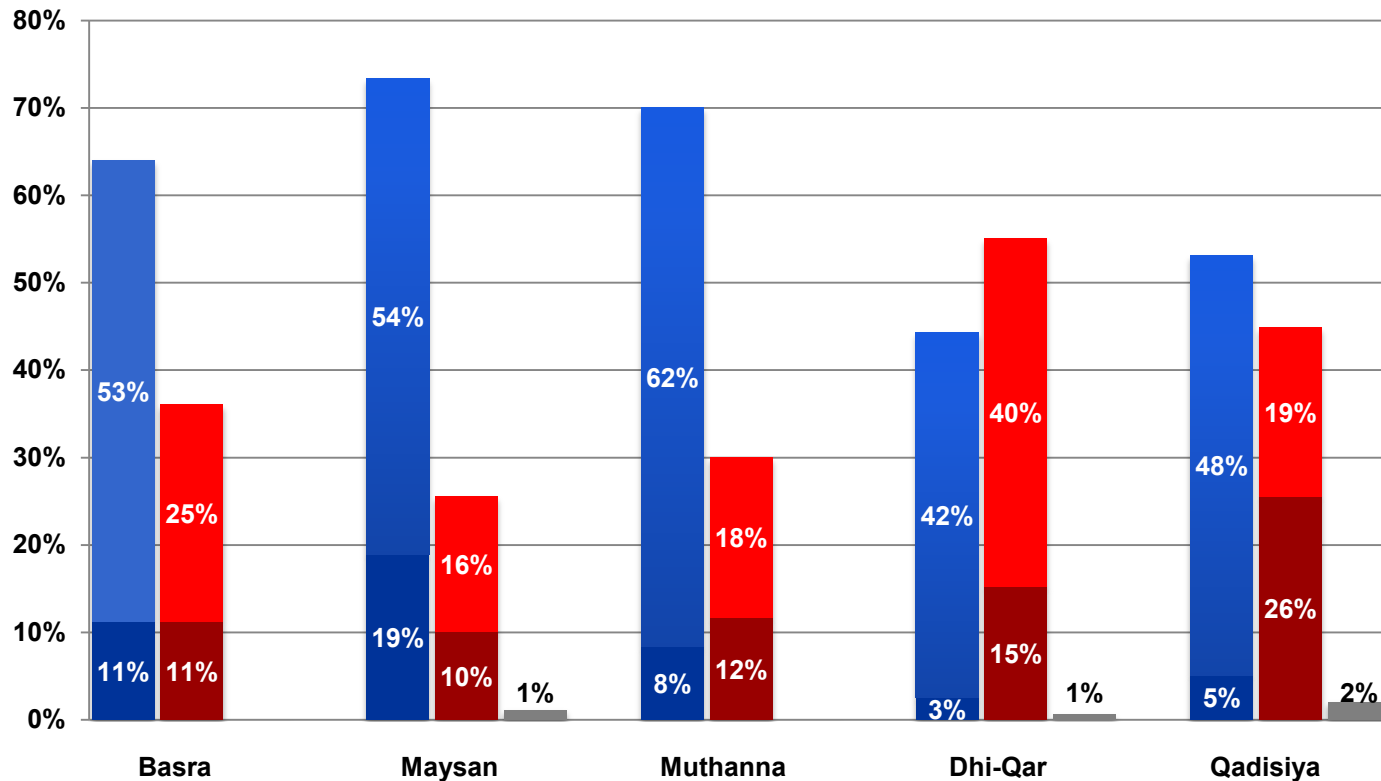
# Indicators



PECHTER  
POLLS



# How would you describe the current economic situation in Iraq: Is it very good, somewhat good, somewhat bad or very bad?



Very good

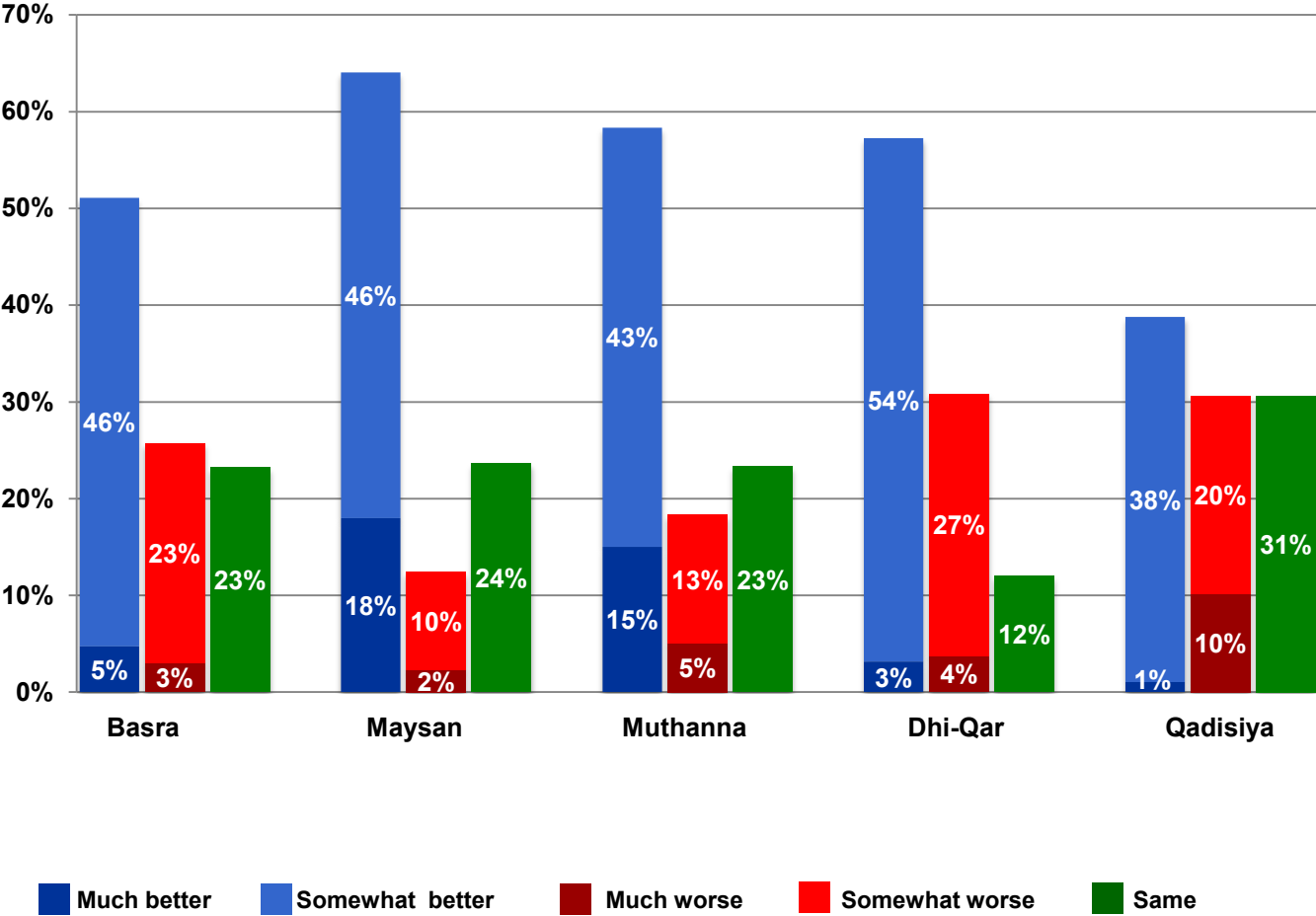
Somewhat good

Somewhat bad

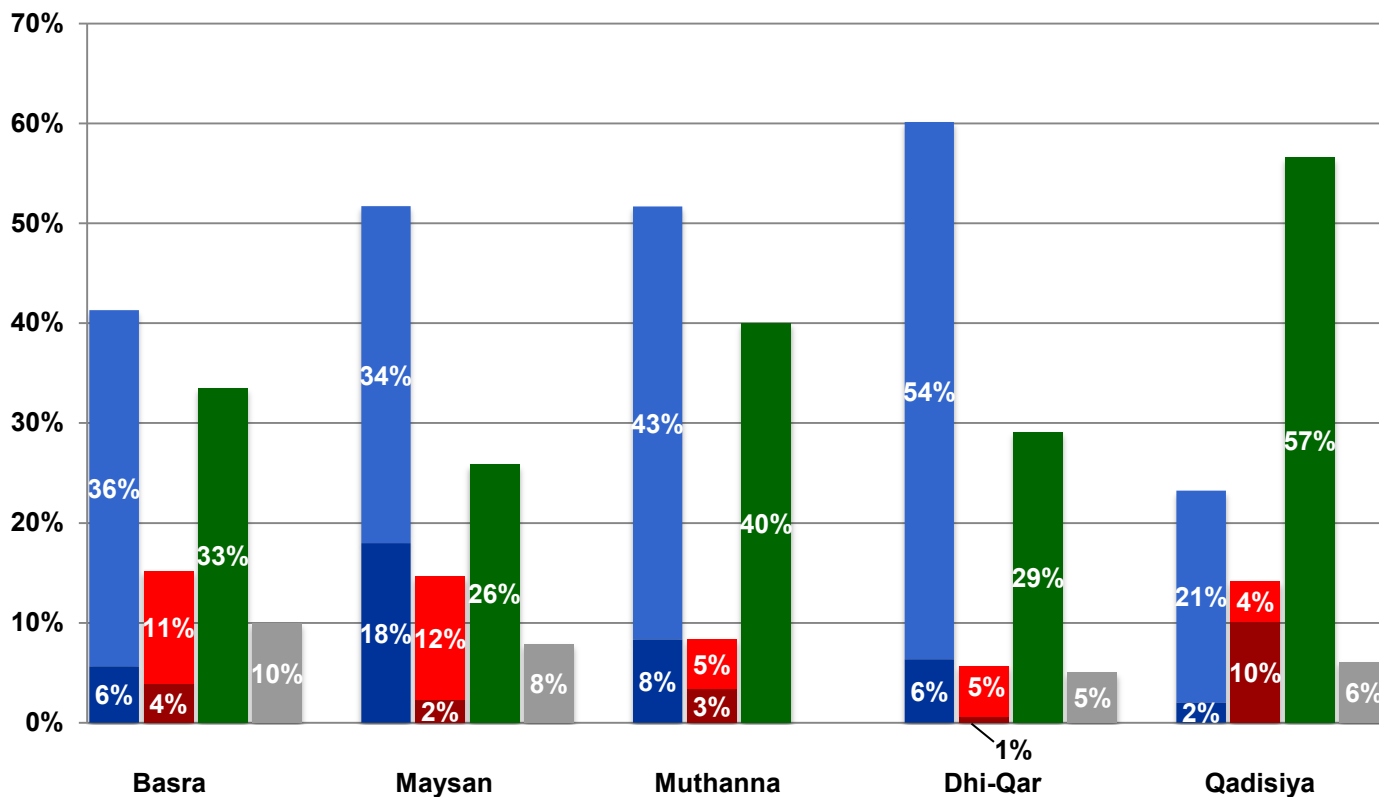
Very bad

Don't know / Refused to answer

**Over the last year, has your household's financial situation: Gotten much better, gotten somewhat better, gotten somewhat worse, gotten much worse or stayed the same?**



# Thinking ahead to next year, do you expect your household's financial situation to: Get much better, get somewhat better, get somewhat worse, get much worse or stay the same?

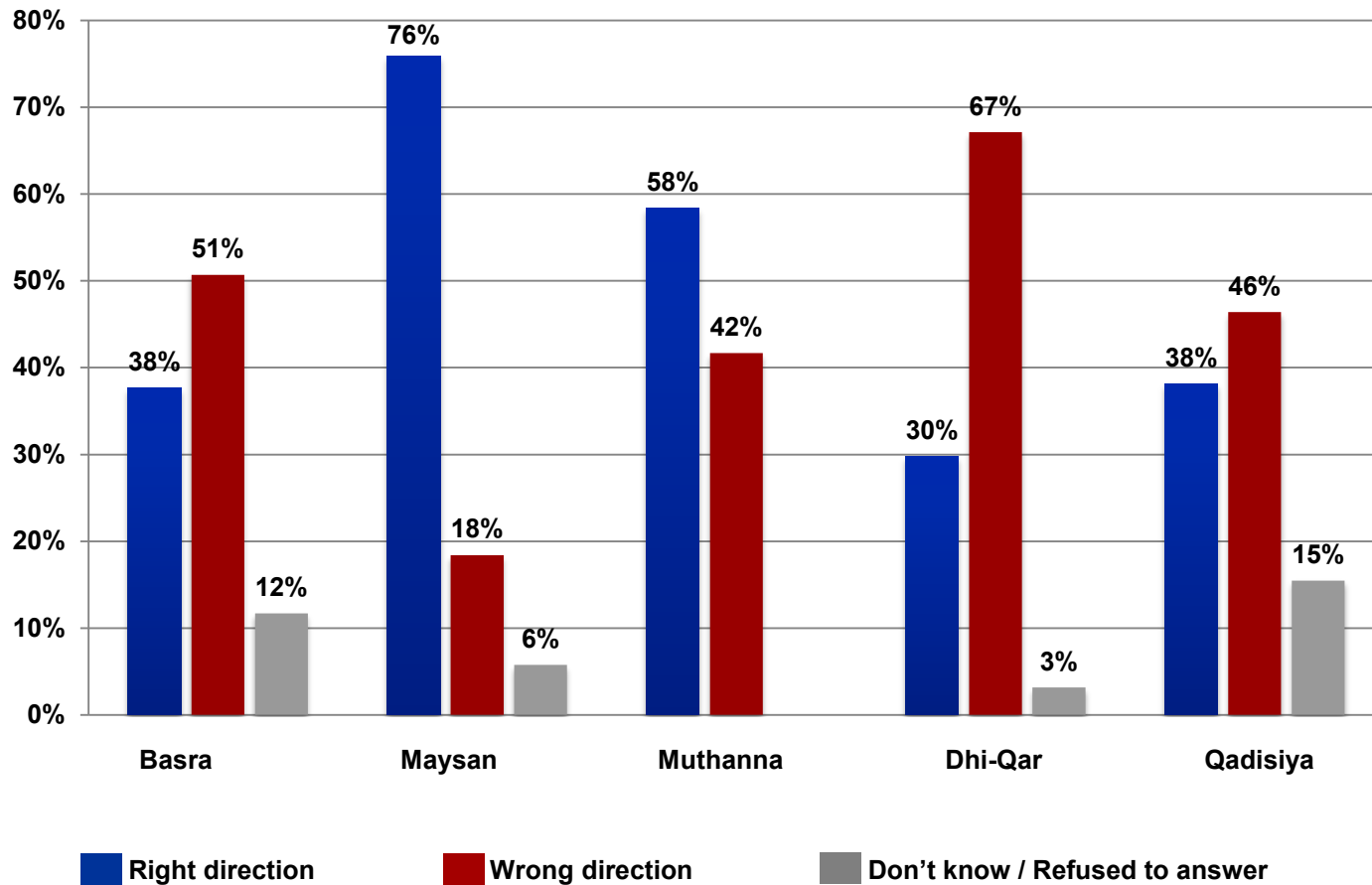


■ Much better   
 ■ Somewhat better   
 ■ Much worse   
 ■ Somewhat worse   
 ■ Same   
 ■ Don't know / Refused to answer

**Please tell me if the following individual's opinion has a strong influence, some influence or has no influence on you and your opinion on current events and politics.**

	Strong influence	Some influence	No influence	Don't know / Refused to answer
Religious leader	43%	32%	24%	1%
Tribal leader	39%	32%	28%	1%
Union leader	4%	12%	74%	10%
Political party leader	9%	14%	71%	6%
Head of household	77%	9%	12%	1%
Government official	14%	28%	54%	4%

Now thinking about how things are going, not for you personally, but for Iraq as a whole, how would you say things are going overall these days? Are they going in the right direction or the wrong direction?



**Now thinking about how things are going, not for you personally, but for Iraq as a whole, how would you say things are going overall these days? Are they going in the right direction or the wrong direction?**

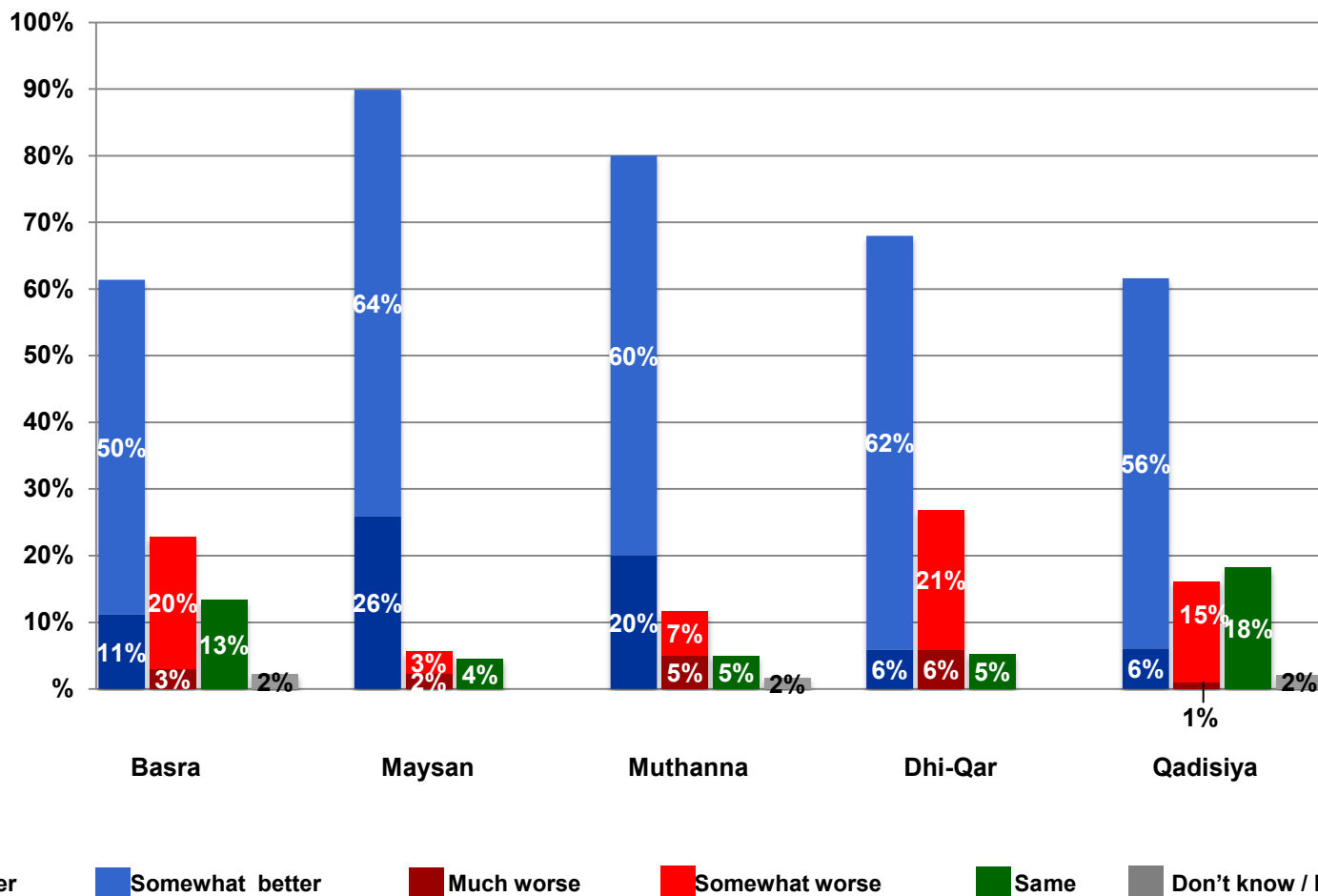
**Comparison of three polls of the southern region**

	<b>June 2010</b>	<b>October 2010</b>	<b>December 2011</b>
<b>Right direction</b>	<b>38%</b>	<b>35%</b>	<b>43%</b>
<b>Wrong direction</b>	<b>54%</b>	<b>57%</b>	<b>49%</b>
<b>Don't know / Refused to answer</b>	<b>0%</b>	<b>8%</b>	<b>8%</b>

## Not personally, but in terms of the country as a whole, what in your opinion is the single biggest problem facing the country as a whole?

	Single biggest problem	Second biggest problem
Water and electricity	39%	17%
Security	22%	17%
Unemployment	12%	22%
Government corruption	13%	11%
Living standards	6%	12%
Paving roads	2%	5%
Wages and salaries	2%	4%
Education	1%	4%
Health care	0%	3%
Sewage system	1%	2%
Waste management	1%	2%
Don't know / Refused to answer	0%	1%

# Over the last year, would you say that security in Iraq has: Gotten much better, gotten somewhat better, gotten somewhat worse, gotten much worse or stayed the same?





I am going to read you the names of some people, would you tell me the political party/coalition they are associated with or if you have not heard of them?

	Correct identification	Incorrect identification	Don't know	Refused to answer
Nouri Al-Maliki	93%	5%	2%	0%
Ayad Allawi	85%	10%	4%	1%
Osama Al-Nujaifi	56%	32%	11%	1%
Moqtada Al-Sadr	94%	4%	1%	0%
Ammar Al-Hakim	88%	9%	2%	1%
Ibrahim Al-Ja'afari	67%	27%	6%	0%
Jalal Talabani	65%	26%	8%	0%
Barham Saleh	39%	46%	15%	0%
Massoud Barzani	54%	34%	10%	1%
Tariq Al-Hashmi	44%	44%	12%	0%

## Can you please tell me which party you are you most likely to support?

	Basra	Maysan	Muthanna	Dhi-Qar	Qadisiya
Iraqi Dawa Party / Nouri Al-Maliki	35%	49%	36%	48%	49%
Iraqi Islamic Supreme Council / Ammar Al-Hakim	4%	13%	12%	13%	13%
Iraqi National Accord / Ayad Allawi	30%	13%	15%	19%	19%
National Reform Current / Ibrahim Al-Ja'afari	7%	3%	12%	3%	2%
Iraqi Virtue Party / Hashim Al-Hashmi	3%	1%	0%	3%	2%
Sadrism / Muqtada Al-Sader	19%	19%	22%	14%	12%
Tajdeed / Tariq Al-Hashmi	1%	1%	0%	0%	0%
Iraqi Constitutional Party / Jawad Al-Bolani	1%	1%	0%	1%	2%
Iraqi Front for National Dialogue / Salih Al-Mutlaq	1%	0%	0%	0%	0%
Iraqlyoon Gathering / Usama al-Nujeifi	0%	0%	3%	0%	0%
Assyrian Democratic Movement / Yundim Kenna	1%	0%	0%	0%	0%
Iraqi Dawa Party-Iraq Organization / Hashim al-Mosawi	1%	0%	0%	0%	0%

# National Issues

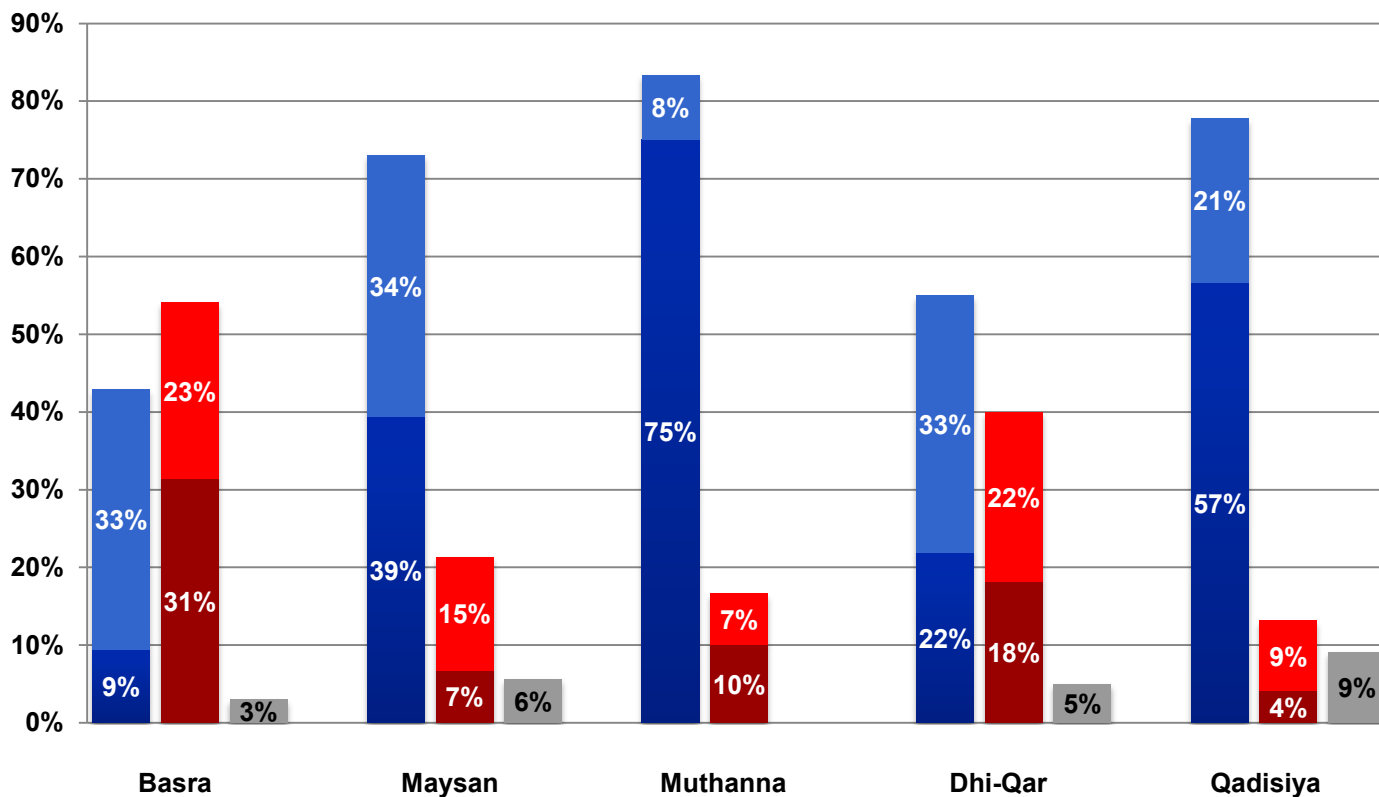


PECHTER  
POLLS

**Now I am going to read a list of issues and for each one please tell me whether you feel that the situation has: Gotten better, gotten worse or stayed the same over the last year.**

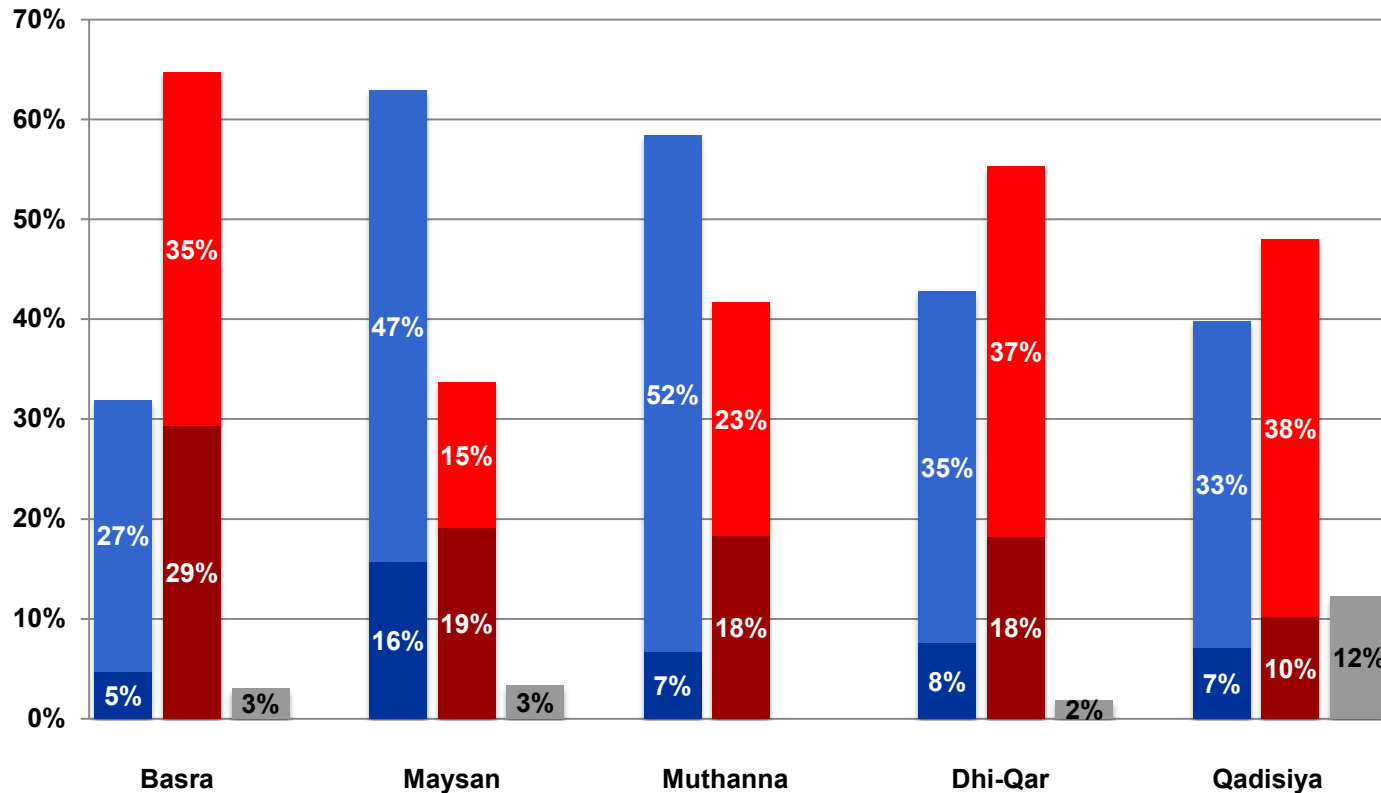
	Much better	Somewhat better	Same	Somewhat worse	Much worse	Don't know
<b>Electricity</b>	2%	12%	42%	21%	23%	0%
<b>Unemployment</b>	1%	9%	38%	22%	29%	1%
<b>Government corruption</b>	1%	10%	26%	22%	38%	3%
<b>Wages and salaries</b>	8%	34%	38%	8%	5%	7%
<b>Services like water, sewage, etc.</b>	4%	16%	35%	25%	19%	0%
<b>Health care</b>	5%	26%	41%	15%	13%	1%
<b>Education</b>	7%	20%	36%	24%	10%	3%

I am now going to read you a statement. Please tell me if you agree or disagree. Most of Iraq's oil revenues should go to the central government, not to the provinces. Do you agree strongly, agree somewhat, disagree somewhat or disagree strongly with this statement?



■ Strongly agree   
 ■ Somewhat agree   
 ■ Somewhat disagree   
 ■ Strongly disagree   
 ■ Don't know / Refused to answer

**How satisfied are you with the manner in which the central government has managed the money from oil revenues, would you say you are strongly satisfied, somewhat satisfied, somewhat unsatisfied or strongly unsatisfied?**



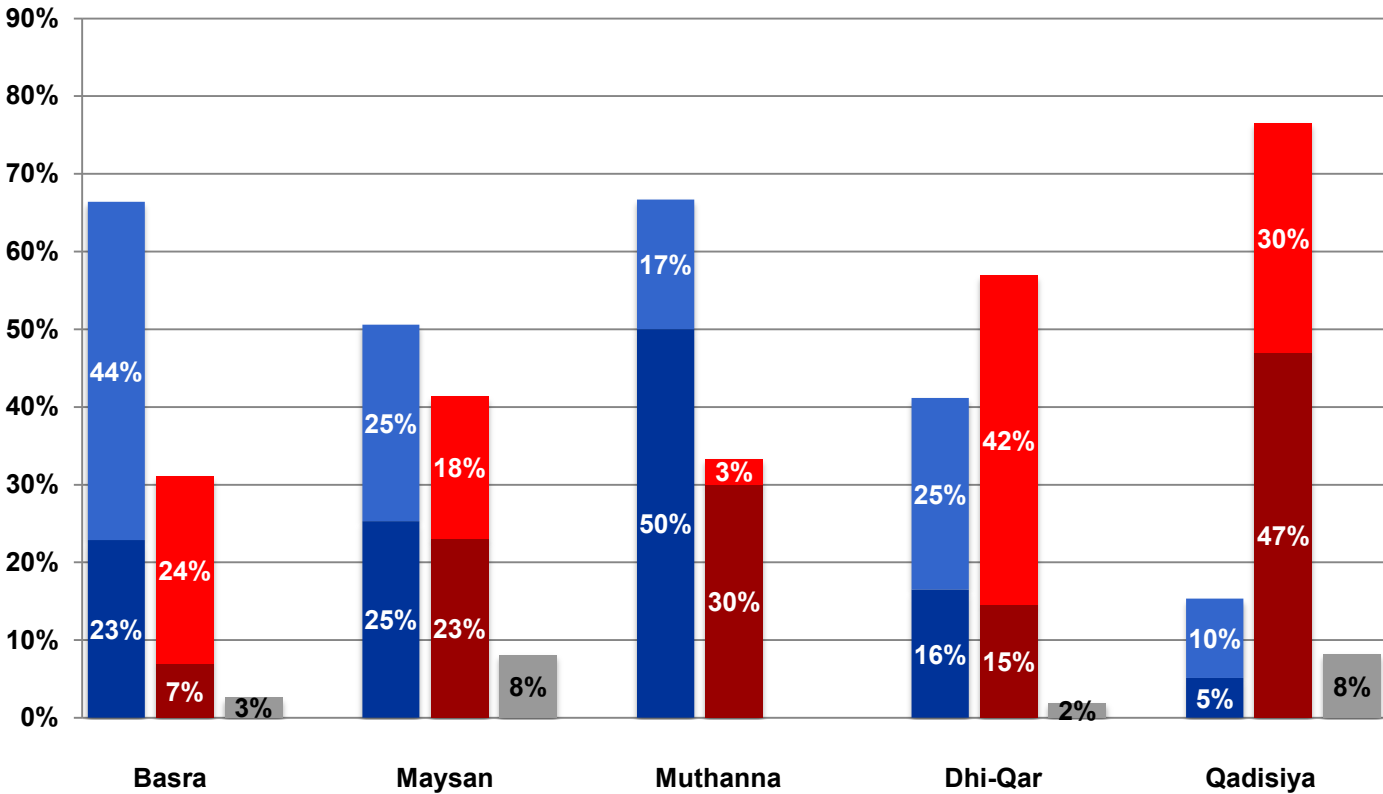
■ Strongly satisfied   
 ■ Somewhat satisfied   
 ■ Somewhat unsatisfied   
 ■ Strongly unsatisfied   
 ■ Don't know / Refused to answer

# In your opinion, what should oil revenues be used for in Iraq?

(First choice)

	Basra	Maysan	Muthanna	Dhi-Qar	Qadisiya	Total
Basic services such as water and electricity	64%	56%	60%	52%	55%	58%
Improve security	15%	16%	18%	13%	6%	13%
Education	3%	4%	2%	4%	2%	3%
Health care	3%	2%	2%	3%	3%	3%
Creating jobs	11%	16%	10%	18%	18%	14%
Road construction	0%	2%	3%	0%	1%	1%
Agricultural investment	0%	2%	2%	11%	13%	5%
Other	3%	0%	0%	0%	2%	2%
Don't know	0%	0%	2%	0%	0%	0%
Refused to answer	0%	1%	2%	0%	0%	0%

# Would you prefer that the provincial councils or the federal government were stronger?



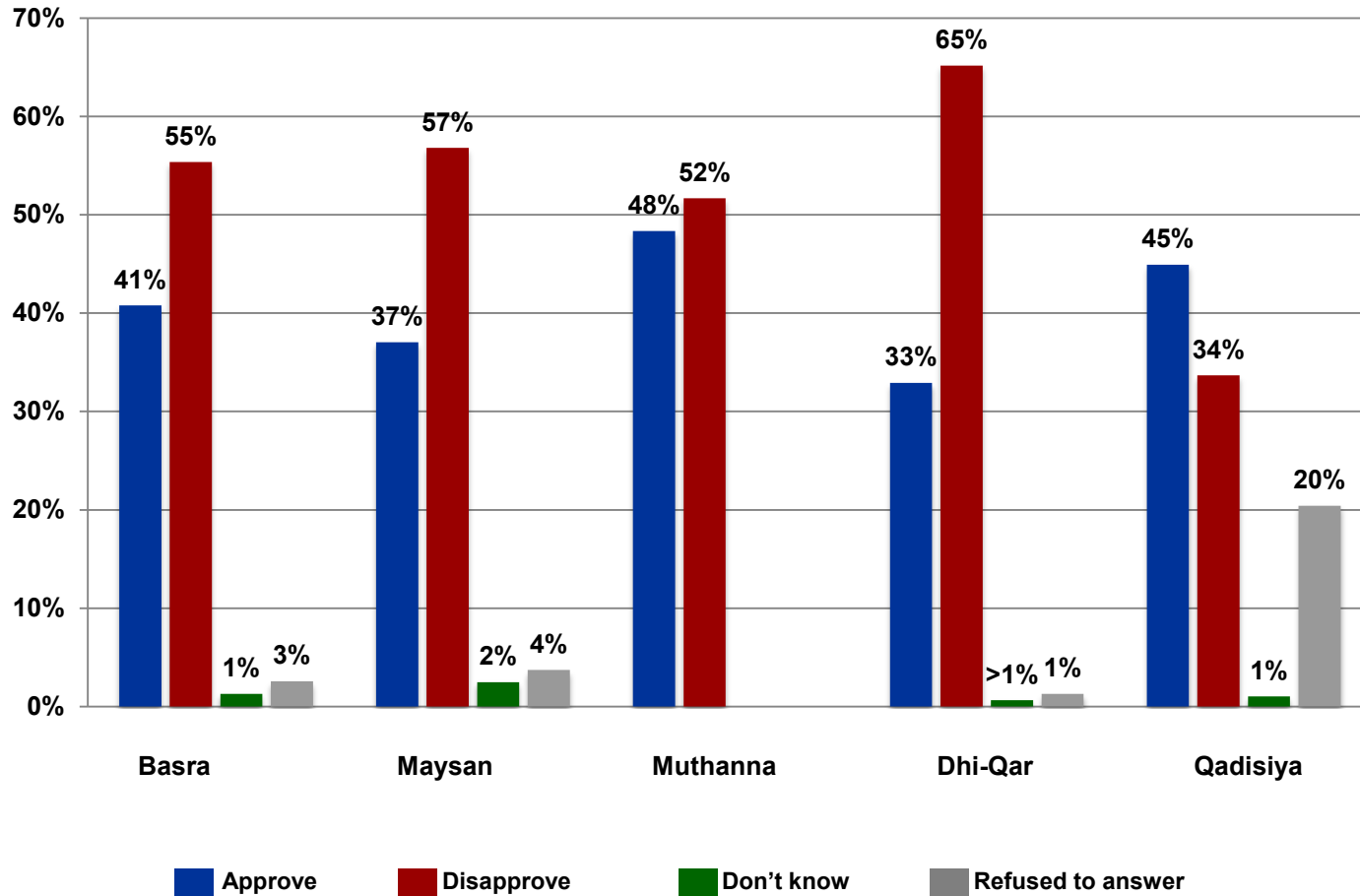
■ Strongly prefer provincial   
 ■ Somewhat prefer provincial   
 ■ Somewhat prefer federal   
 ■ Strongly prefer federal   
 ■ Don't know / Refused to answer



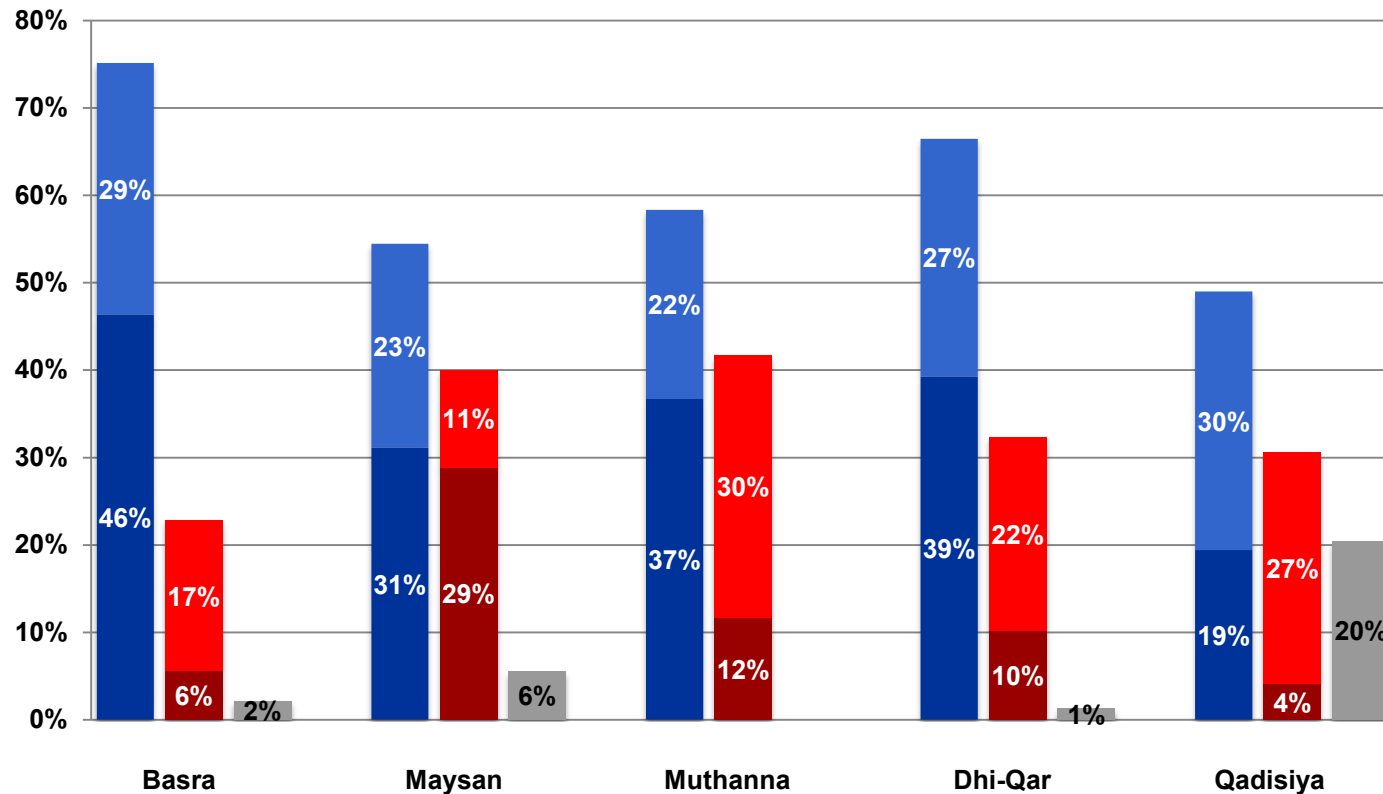
## Would you prefer that the provincial councils or the federal government were stronger?

	June 2010	October 2010	December 2011
<b>Strongly prefer provincial</b>	<b>21%</b>	<b>20%</b>	<b>21%</b>
<b>Somewhat prefer provincial</b>	<b>12%</b>	<b>12%</b>	<b>29%</b>
<b>Somewhat prefer federal</b>	<b>18%</b>	<b>21%</b>	<b>27%</b>
<b>Strongly prefer federal</b>	<b>45%</b>	<b>41%</b>	<b>19%</b>
<b>Don't know / Refused to answer</b>	<b>4%</b>	<b>6%</b>	<b>4%</b>

As you may already know, in a secular government, the government's decisions on public policy and laws are made without any consideration to religion. Some people refer to this as the separation of religion and state, it does not mean that the government is atheist. Considering this definition of secularism, in general would you approve or disapprove of the government of Iraq being secular?

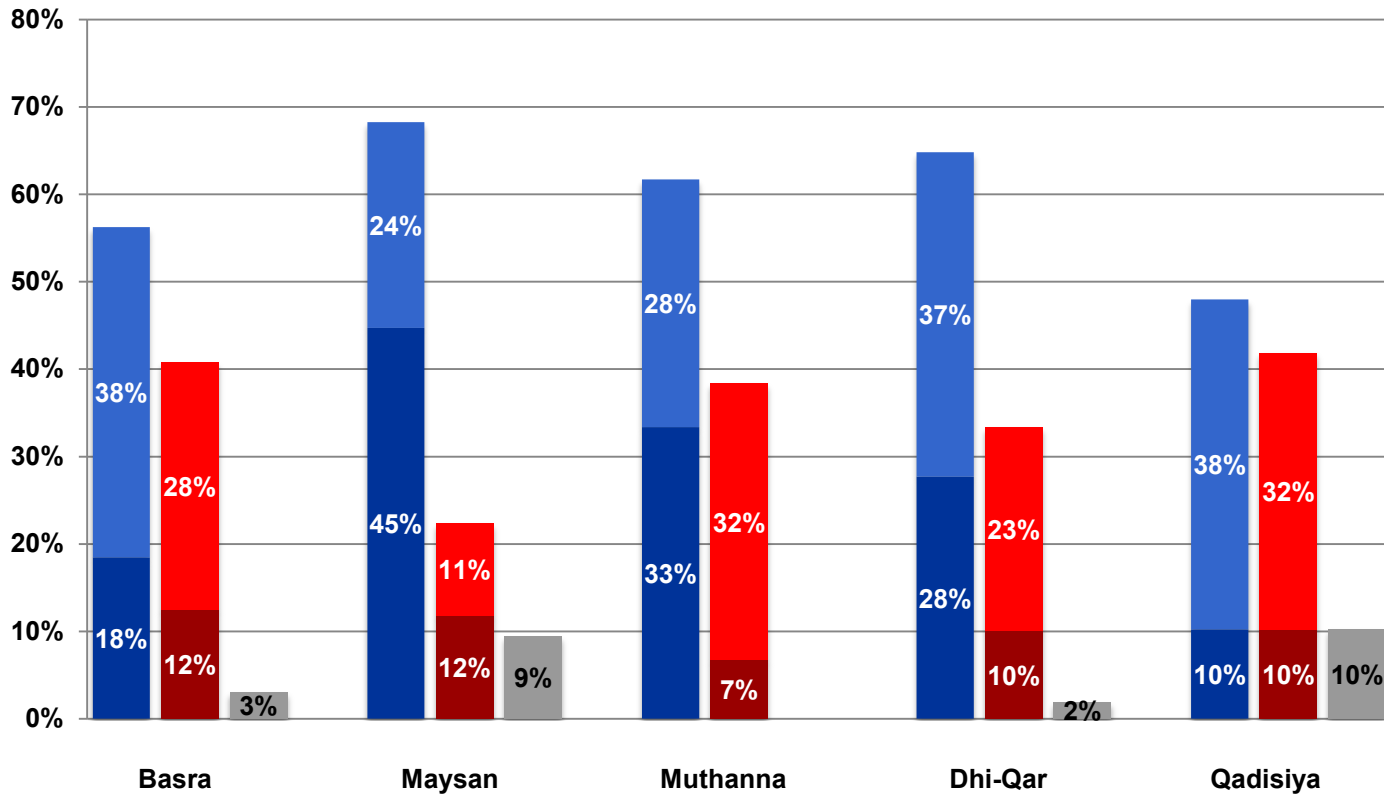


## How important is it you personally that Iraq have a government that is secular or not secular?



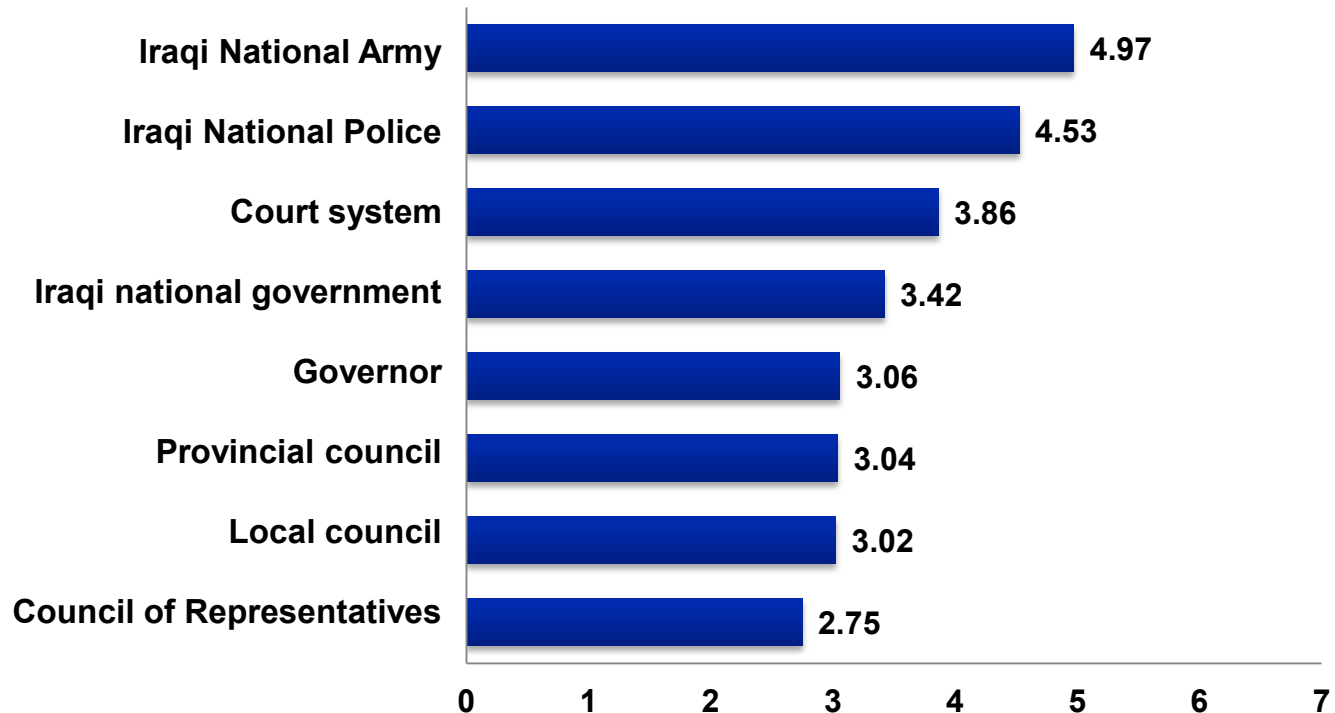
■ Very important    
 ■ Somewhat important    
 ■ Not very important    
 ■ Not important at all    
 ■ Don't know / Refused to answer

# Thinking of Iraq's political life, would you prefer that politics be based on religion or on secularism?

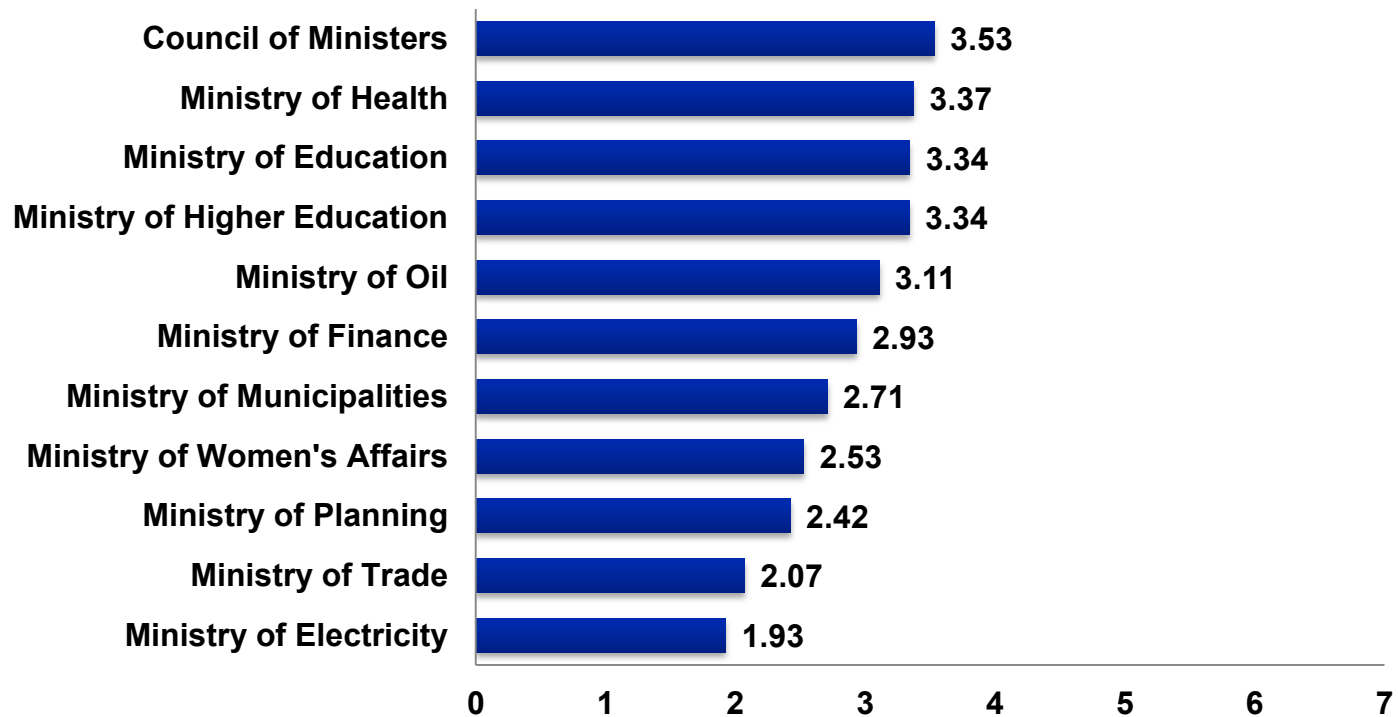


■ Strongly on religion   
 ■ Somewhat on religion   
 ■ Somewhat on secularism   
 ■ Strongly on secularism   
 ■ Don't know / Refused to answer

I would like to ask you about your approval of performance for the following government entities. On a one to seven scale, seven being the best and one being the worst, how would you rank the following government entities?



I would like to ask you about your impressions on performance of the following ministries. On a one to seven scale, seven being the best and one being the worst, how would you rank the following ministries?



I am going to read you a list of issues. Please tell me for each one whether it is a significant problem, somewhat of a problem, not really a problem or not a problem at all. How much of a problem is nepotism?

	Basra	Maysan	Muthanna	Dhi-Qar	Qadisiya
<b>Significant problem</b>	<b>72%</b>	<b>61%</b>	<b>75%</b>	<b>92%</b>	<b>71%</b>
<b>Somewhat of a problem</b>	<b>22%</b>	<b>19%</b>	<b>10%</b>	<b>4%</b>	<b>19%</b>
<b>Not really a problem</b>	<b>5%</b>	<b>11%</b>	<b>12%</b>	<b>1%</b>	<b>6%</b>
<b>Not a problem at all</b>	<b>1%</b>	<b>3%</b>	<b>3%</b>	<b>0%</b>	<b>0%</b>
<b>Don't know</b>	<b>0%</b>	<b>4%</b>	<b>0%</b>	<b>3%</b>	<b>4%</b>
<b>Refused to answer</b>	<b>0%</b>	<b>1%</b>	<b>0%</b>	<b>0%</b>	<b>0%</b>

## How much of a problem is political parties placing workers in government positions?

	Basra	Maysan	Muthanna	Dhi-Qar	Qadisiya
<b>Significant problem</b>	<b>76%</b>	<b>59%</b>	<b>73%</b>	<b>79%</b>	<b>70%</b>
<b>Somewhat of a problem</b>	<b>9%</b>	<b>26%</b>	<b>13%</b>	<b>18%</b>	<b>19%</b>
<b>Not really a problem</b>	<b>9%</b>	<b>7%</b>	<b>5%</b>	<b>2%</b>	<b>6%</b>
<b>Not a problem at all</b>	<b>3%</b>	<b>6%</b>	<b>8%</b>	<b>1%</b>	<b>2%</b>
<b>Don't know</b>	<b>2%</b>	<b>1%</b>	<b>0%</b>	<b>1%</b>	<b>2%</b>
<b>Refused to answer</b>	<b>1%</b>	<b>2%</b>	<b>0%</b>	<b>0%</b>	<b>1%</b>



## How much of a problem is having unqualified people in government positions?

	Basra	Maysan	Muthanna	Dhi-Qar	Qadisiya
<b>Significant problem</b>	<b>85%</b>	<b>70%</b>	<b>82%</b>	<b>82%</b>	<b>78%</b>
<b>Somewhat of a problem</b>	<b>8%</b>	<b>15%</b>	<b>12%</b>	<b>12%</b>	<b>17%</b>
<b>Not really a problem</b>	<b>3%</b>	<b>6%</b>	<b>2%</b>	<b>2%</b>	<b>1%</b>
<b>Not a problem at all</b>	<b>3%</b>	<b>4%</b>	<b>5%</b>	<b>1%</b>	<b>0%</b>
<b>Don't know</b>	<b>1%</b>	<b>3%</b>	<b>0%</b>	<b>4%</b>	<b>4%</b>
<b>Refused to answer</b>	<b>1%</b>	<b>2%</b>	<b>0%</b>	<b>0%</b>	<b>0%</b>

## How much of a problem is no accountability in government?

	Basra	Maysan	Muthanna	Dhi-Qar	Qadisiya
<b>Significant problem</b>	<b>85%</b>	<b>68%</b>	<b>87%</b>	<b>87%</b>	<b>85%</b>
<b>Somewhat of a problem</b>	<b>9%</b>	<b>26%</b>	<b>10%</b>	<b>9%</b>	<b>14%</b>
<b>Not really a problem</b>	<b>5%</b>	<b>3%</b>	<b>0%</b>	<b>1%</b>	<b>0%</b>
<b>Not a problem at all</b>	<b>0%</b>	<b>2%</b>	<b>3%</b>	<b>1%</b>	<b>0%</b>
<b>Don't know</b>	<b>0%</b>	<b>1%</b>	<b>0%</b>	<b>1%</b>	<b>1%</b>
<b>Refused to answer</b>	<b>0%</b>	<b>0%</b>	<b>0%</b>	<b>0%</b>	<b>0%</b>

## How much of a problem is not implementing the law?

	Basra	Maysan	Muthanna	Dhi-Qar	Qadisiya
<b>Significant problem</b>	<b>85%</b>	<b>71%</b>	<b>87%</b>	<b>86%</b>	<b>89%</b>
<b>Somewhat of a problem</b>	<b>9%</b>	<b>23%</b>	<b>10%</b>	<b>14%</b>	<b>11%</b>
<b>Not really a problem</b>	<b>4%</b>	<b>3%</b>	<b>2%</b>	<b>1%</b>	<b>0%</b>
<b>Not a problem at all</b>	<b>1%</b>	<b>2%</b>	<b>2%</b>	<b>0%</b>	<b>0%</b>
<b>Don't know</b>	<b>0%</b>	<b>0%</b>	<b>0%</b>	<b>0%</b>	<b>0%</b>
<b>Refused to answer</b>	<b>0%</b>	<b>0%</b>	<b>0%</b>	<b>0%</b>	<b>0%</b>

## How much of a problem are bribes and kick-backs?

	Basra	Maysan	Muthanna	Dhi-Qar	Qadisiya
<b>Significant problem</b>	<b>85%</b>	<b>70%</b>	<b>83%</b>	<b>88%</b>	<b>92%</b>
<b>Somewhat of a problem</b>	<b>9%</b>	<b>24%</b>	<b>13%</b>	<b>11%</b>	<b>7%</b>
<b>Not really a problem</b>	<b>4%</b>	<b>3%</b>	<b>2%</b>	<b>1%</b>	<b>0%</b>
<b>Not a problem at all</b>	<b>0%</b>	<b>2%</b>	<b>2%</b>	<b>0%</b>	<b>0%</b>
<b>Don't know</b>	<b>0%</b>	<b>0%</b>	<b>0%</b>	<b>0%</b>	<b>1%</b>
<b>Refused to answer</b>	<b>1%</b>	<b>0%</b>	<b>0%</b>	<b>0%</b>	<b>0%</b>

## How much of a problem is lack of an organized plan for ministries?

	Basra	Maysan	Muthanna	Dhi-Qar	Qadisiya
<b>Significant problem</b>	<b>81%</b>	<b>73%</b>	<b>77%</b>	<b>75%</b>	<b>71%</b>
<b>Somewhat of a problem</b>	<b>11%</b>	<b>20%</b>	<b>20%</b>	<b>16%</b>	<b>18%</b>
<b>Not really a problem</b>	<b>4%</b>	<b>2%</b>	<b>3%</b>	<b>3%</b>	<b>2%</b>
<b>Not a problem at all</b>	<b>2%</b>	<b>2%</b>	<b>0%</b>	<b>0%</b>	<b>0%</b>
<b>Don't know</b>	<b>2%</b>	<b>2%</b>	<b>0%</b>	<b>6%</b>	<b>8%</b>
<b>Refused to answer</b>	<b>1%</b>	<b>0%</b>	<b>0%</b>	<b>0%</b>	<b>0%</b>

**Thinking now about members of the Iraqi parliament who represent you and your family, would you say that representatives in the Iraqi parliament are listening to the needs of the people?**

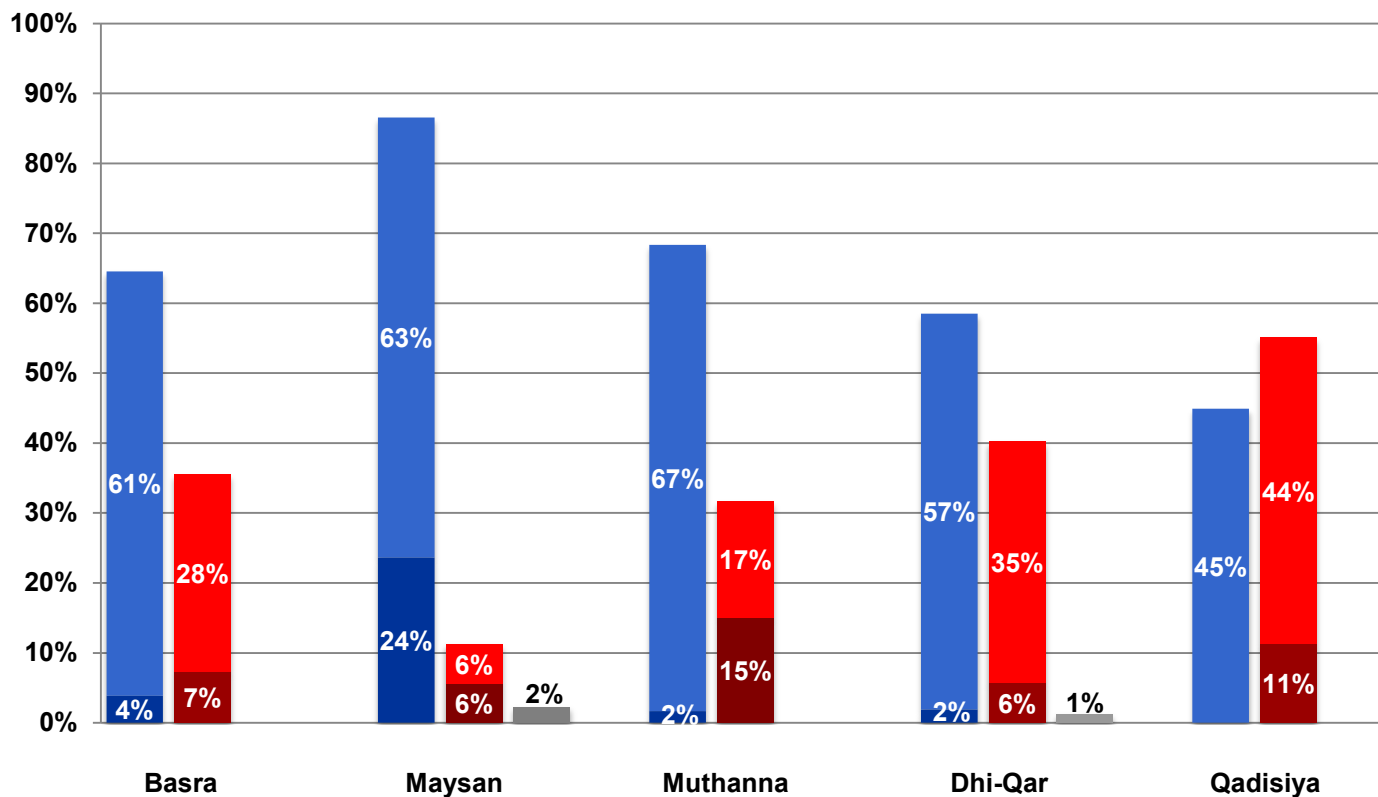
	Basra	Maysan	Muthanna	Dhi-Qar	Qadisiya
<b>Strongly agree</b>	<b>4%</b>	<b>12%</b>	<b>3%</b>	<b>2%</b>	<b>4%</b>
<b>Somewhat agree</b>	<b>18%</b>	<b>29%</b>	<b>43%</b>	<b>27%</b>	<b>28%</b>
<b>Somewhat disagree</b>	<b>36%</b>	<b>25%</b>	<b>23%</b>	<b>43%</b>	<b>40%</b>
<b>Strongly disagree</b>	<b>41%</b>	<b>29%</b>	<b>30%</b>	<b>27%</b>	<b>27%</b>
<b>Don't know / Refused to answer</b>	<b>1%</b>	<b>4%</b>	<b>0%</b>	<b>1%</b>	<b>2%</b>

# Provincial Issues



PECHTER  
POLLS

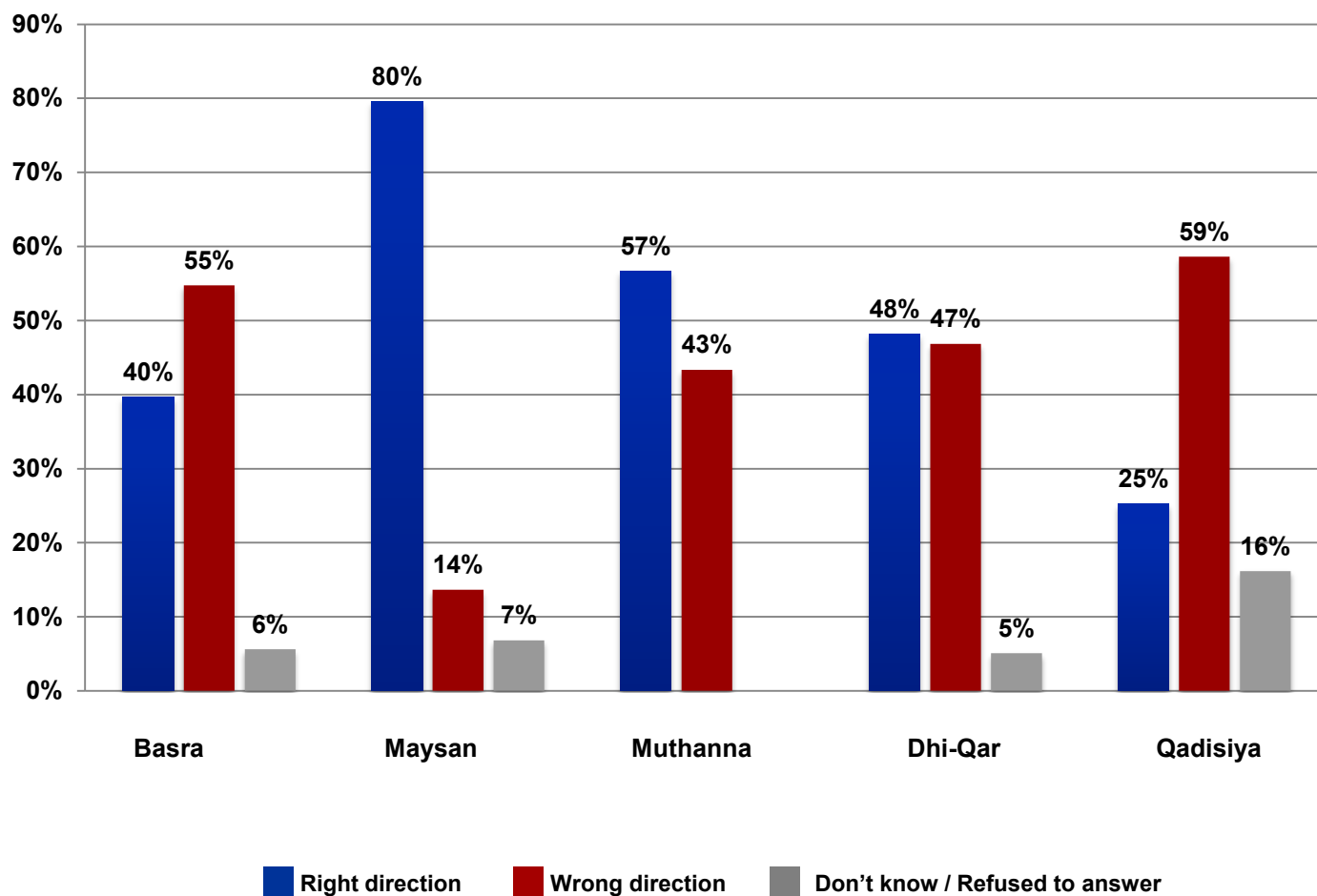
# How would you describe the current economic situation in your province: Is it very good, somewhat good, somewhat bad or very bad?



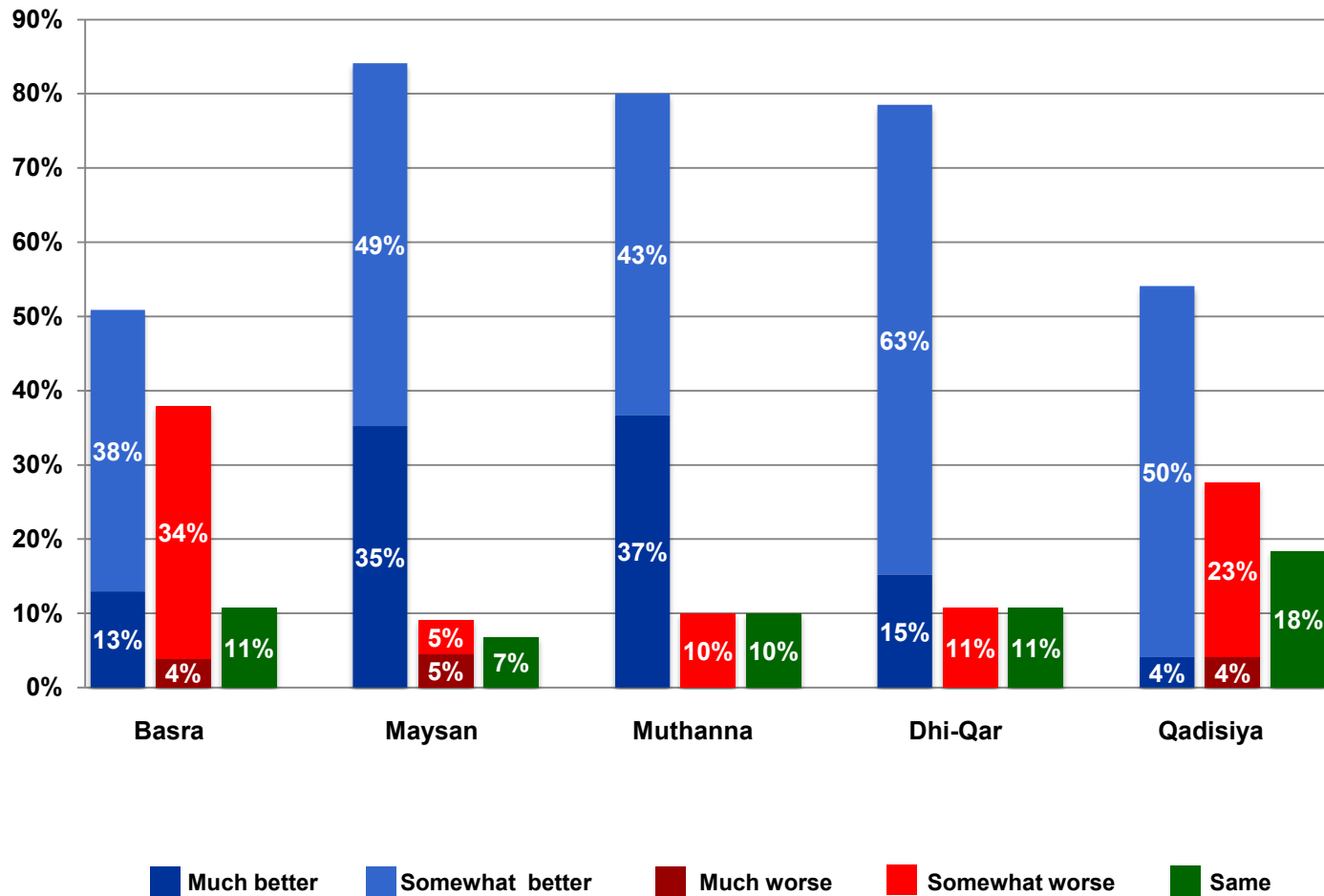
Very good      Somewhat good      Somewhat bad      Very bad      Don't know / Refused to answer



Now thinking about how things are going, not for you personally, but for your province as a whole, how would you say things are going overall these days? Are they going in the right direction or the wrong direction?

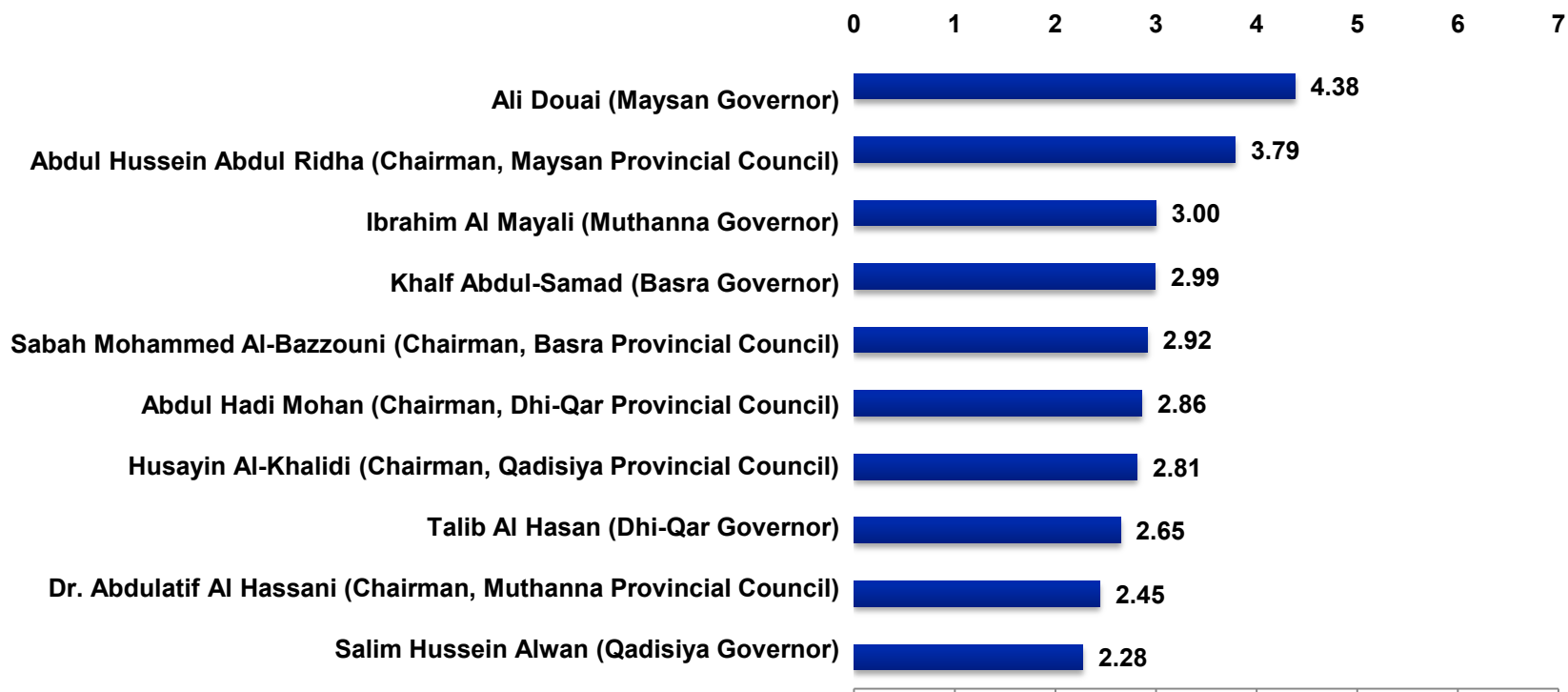


Over the last year, would you say that security in your province has: Gotten much better, gotten somewhat better, gotten somewhat worse, gotten much worse or stayed the same?

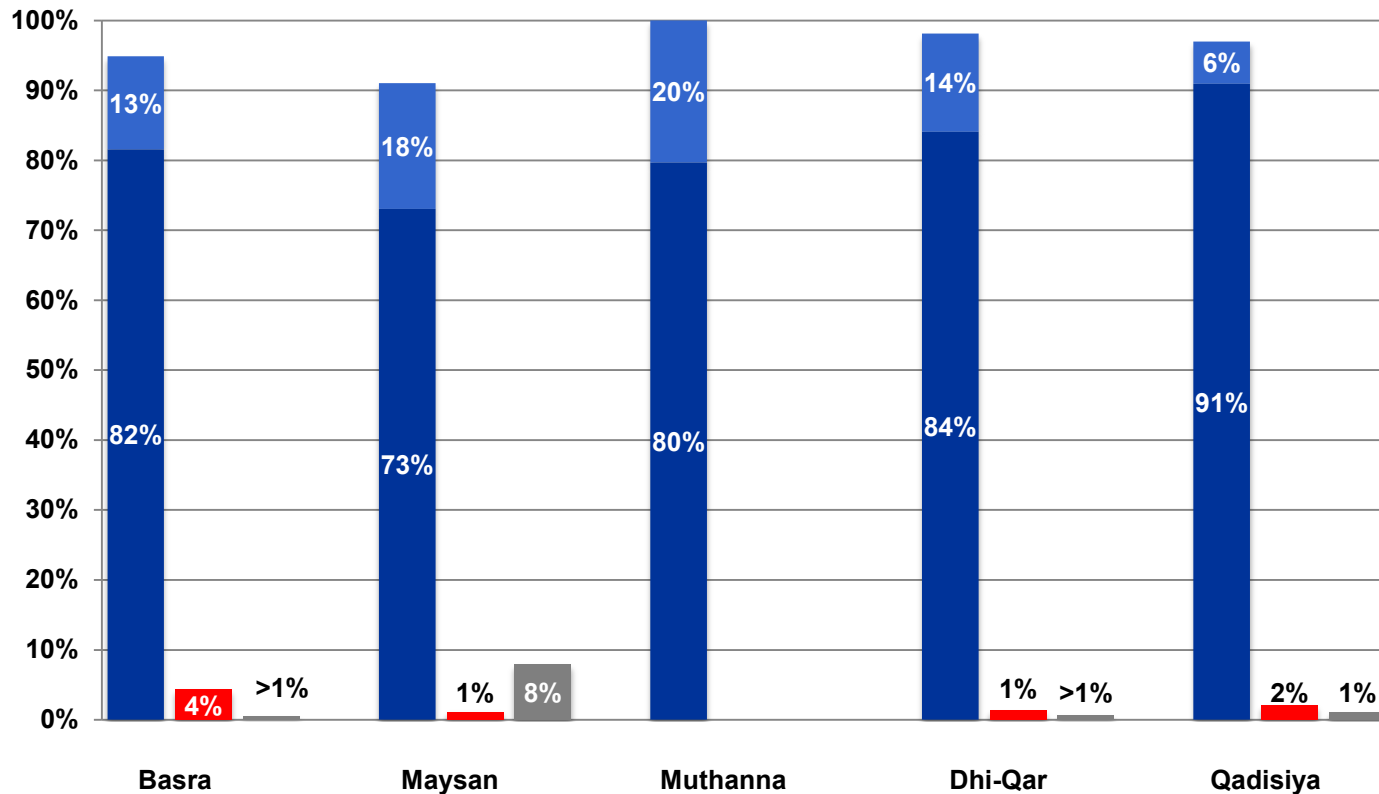


I would like to ask you about your impressions of the following people and the job they are doing as an elected official. On a one to seven scale, seven being the best and one being the worst, how would you rank the following elected officials?

(Respondents were only asked about officials from their provinces)

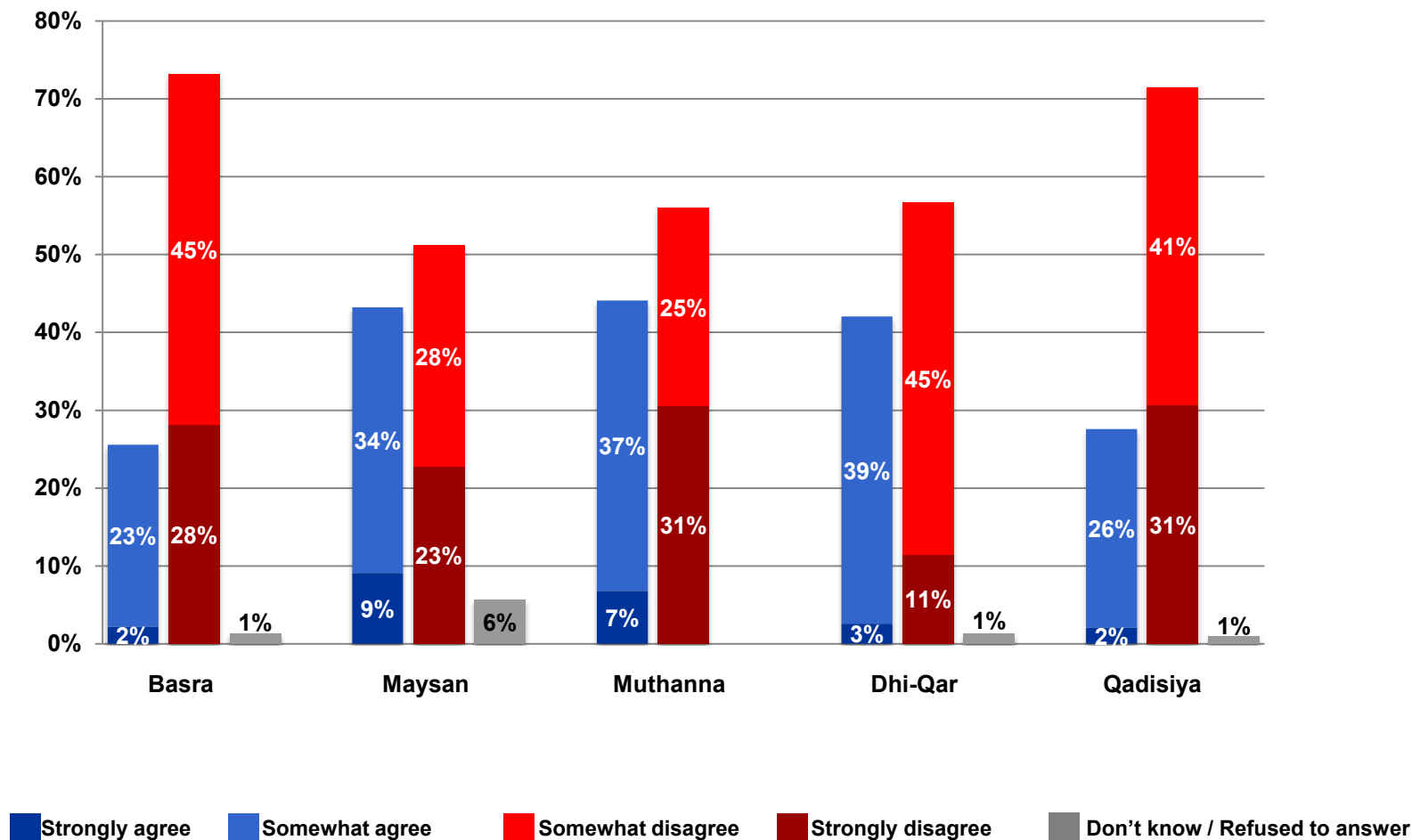


## Governors and deputy governors should have specific experience and education requirements in order to be appointed to their positions.

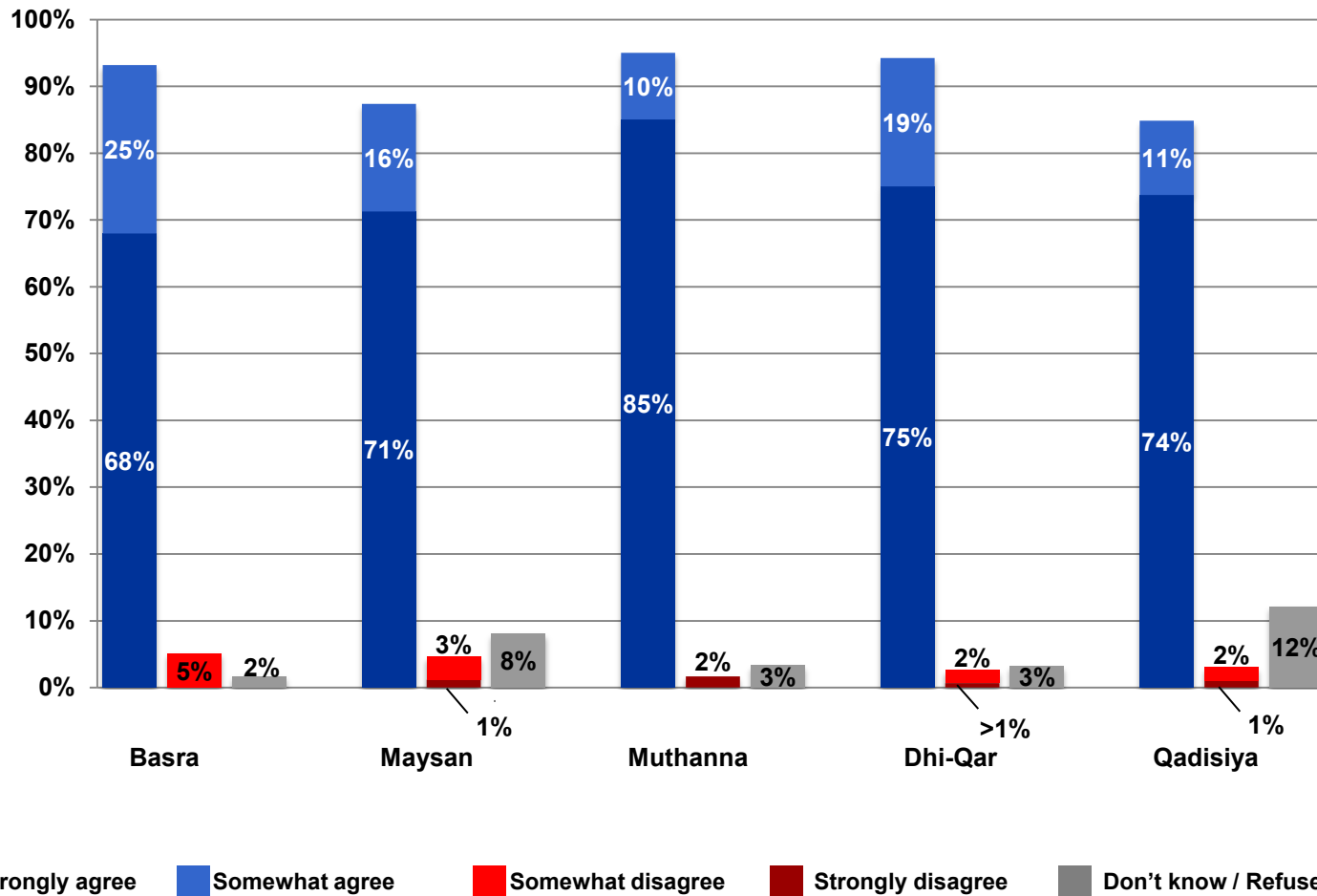


Strongly agree   Somewhat agree   Somewhat disagree   Strongly disagree   Don't know / Refused to answer

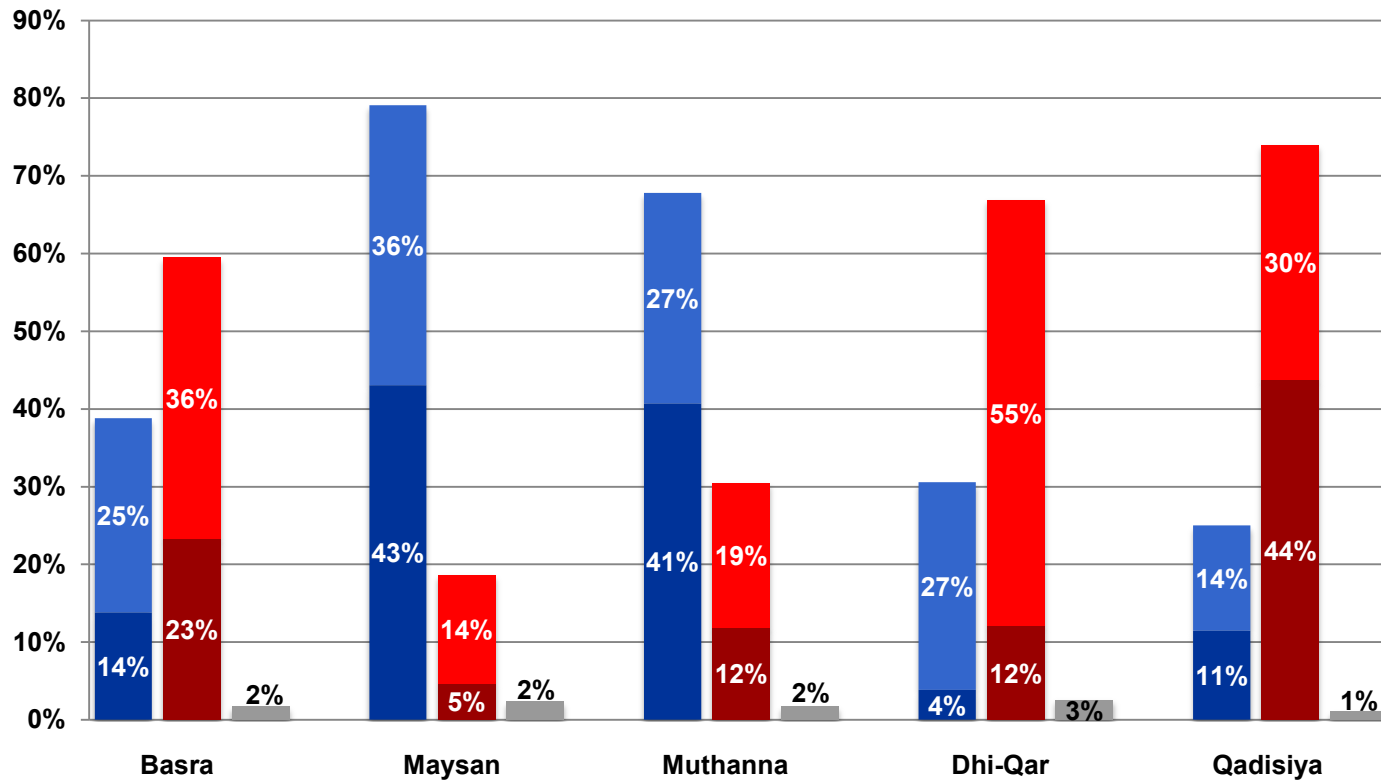
# Thinking now about members of your provincial council who represent you and your family, would you say that representatives in your provincial council are listening to the needs of the people?



# Should there be a requirement that the media is present during all provincial council votes?



## In your opinion, is the provincial government making progress in ending corruption?



■ Strongly agree   
 ■ Somewhat agree   
 ■ Somewhat disagree   
 ■ Strongly disagree   
 ■ Don't know / Refused to answer

## Not personally, but in terms of your province, what in your opinion is the single biggest problem facing it as a whole?

	Basra	Maysan	Muthanna	Dhi-Qar	Qadisiya
Electricity	48%	60%	52%	40%	42%
Security	18%	9%	15%	3%	3%
Unemployment	14%	13%	10%	19%	28%
Government corruption	9%	7%	7%	15%	17%
Water system	5%	4%	12%	16%	2%
Living standards	4%	1%	3%	3%	6%
Education	1%	1%	0%	3%	1%
Health care	1%	3%	2%	1%	1%
Wages and salaries	0%	0%	0%	1%	0%



## Not personally, but in terms of your province, what in your opinion is the second biggest problem facing it as a whole?

	Basra	Maysan	Muthanna	Dhi-Qar	Qadisiya
Unemployment	30%	27%	33%	18%	33%
Electricity	19%	15%	17%	31%	18%
Government corruption	14%	9%	8%	16%	13%
Water system	10%	1%	8%	16%	5%
Security	10%	9%	5%	3%	7%
Living standards	7%	22%	18%	5%	13%
Education	4%	6%	5%	3%	4%
Wages and salaries	3%	4%	3%	1%	3%
Health care	2%	2%	2%	8%	3%

## Who do you think is responsible for the current situation in your province with regards to these issues?

	President of Iraq	Prime Minister of Iraq	Iraq parliament	Your provincial council	Your governor	Your local council	Don't know / Refused to answer
Electricity	4%	50%	22%	16%	6%	0%	2%
Security	3%	58%	10%	17%	11%	0%	0%
Unemployment	2%	33%	37%	20%	6%	1%	0%
Government corruption	3%	36%	32%	17%	11%	0%	2%
Wages and salaries	2%	25%	62%	5%	2%	1%	0%
Services like water, sewages, etc.	2%	12%	13%	46%	13%	14%	0%
Education	2%	26%	50%	10%	6%	5%	0%

## In your opinion, how likely is it that your provincial council will improve conditions in your area in terms of basic services?

	Basra	Maysan	Muthanna	Dhi-Qar	Qadisiya
Very likely	6%	33%	30%	18%	5%
Somewhat likely	53%	45%	55%	53%	57%
Not very likely	33%	15%	12%	22%	28%
Not at all likely	8%	5%	3%	7%	9%
Don't know / Refused to answer	0%	2%	0%	0%	1%

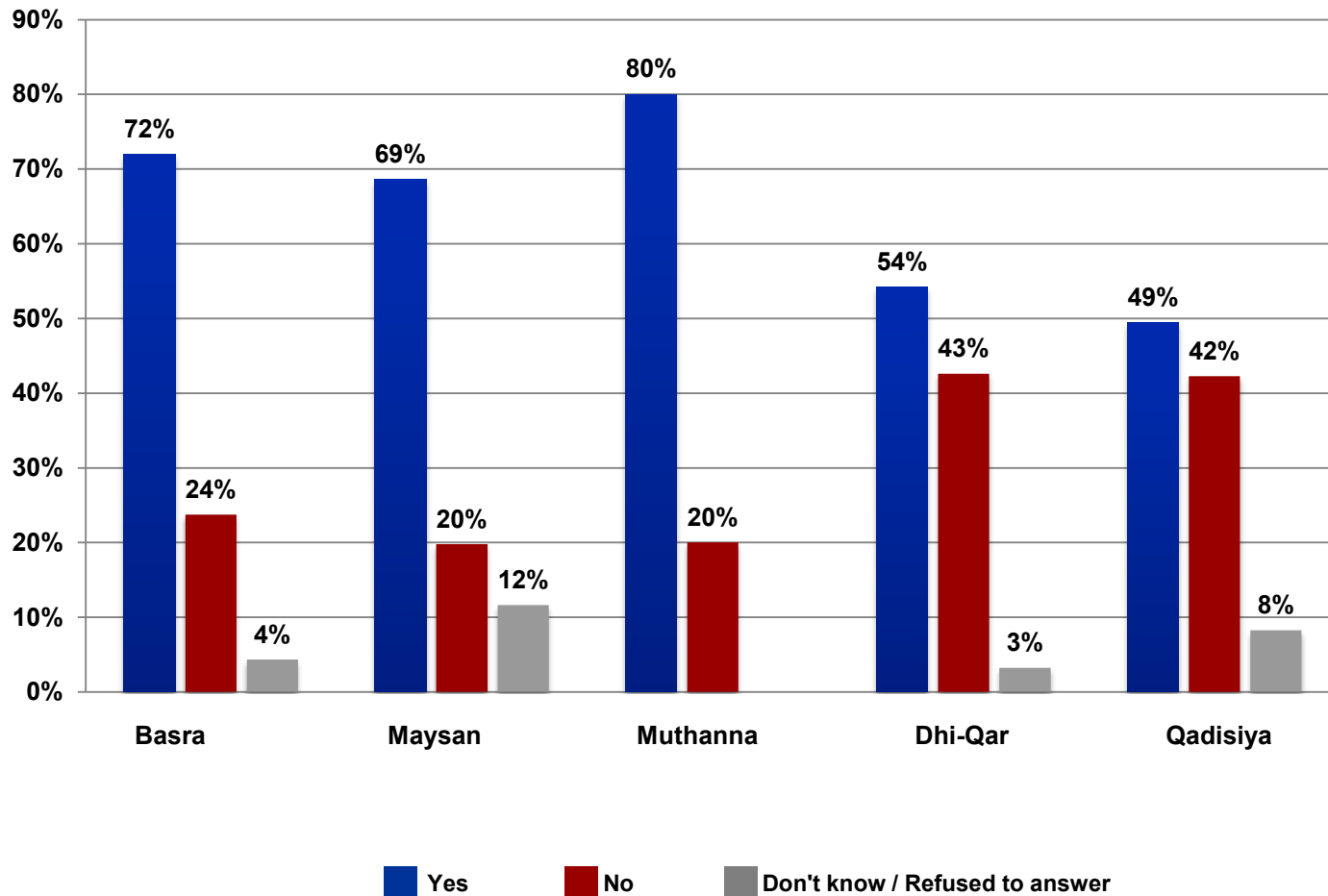
## In your opinion, how likely is it that your provincial council will improve conditions in your area in terms of jobs?

	Basra	Maysan	Muthanna	Dhi-Qar	Qadisiya
Very likely	3%	26%	8%	9%	0%
Somewhat likely	28%	42%	40%	30%	35%
Not very likely	54%	21%	43%	39%	34%
Not at all likely	15%	9%	8%	21%	29%
Don't know / Refused to answer	0%	2%	0%	1%	2%

## In your opinion, how likely is it that your provincial council will improve conditions in your area in terms of security?

	Basra	Maysan	Muthanna	Dhi-Qar	Qadisiya
Very likely	15%	41%	43%	24%	24%
Somewhat likely	55%	37%	32%	49%	60%
Not very likely	23%	13%	18%	15%	12%
Not at all likely	6%	7%	7%	12%	3%
Don't know / Refused to answer	1%	2%	0%	0%	1%

# Do you agree with your provincial council handling basic services, like water, sewage, electricity, garbage collection, and road maintenance, instead of the central government?



**Do you somewhat agree, agree, somewhat disagree, or disagree with the following statement: The provincial council is responsive to the people's needs.**

	Basra	Maysan	Muthanna	Dhi-Qar	Qadisiya
Agree	4%	36%	5%	5%	1%
Somewhat agree	27%	20%	43%	32%	24%
Somewhat disagree	43%	31%	27%	49%	59%
Disagree	26%	8%	25%	13%	15%
Don't know / Refused to answer	1%	4%	0%	2%	1%

**Do you somewhat agree, agree, somewhat disagree, or disagree with the following statement: The provincial council is accessible to citizens.**

	Basra	Maysan	Muthanna	Dhi-Qar	Qadisiya
Agree	6%	36%	18%	10%	5%
Somewhat agree	27%	29%	55%	55%	22%
Somewhat disagree	39%	22%	10%	27%	45%
Disagree	25%	11%	17%	6%	22%
Don't know / Refused to answer	2%	1%	0%	3%	5%



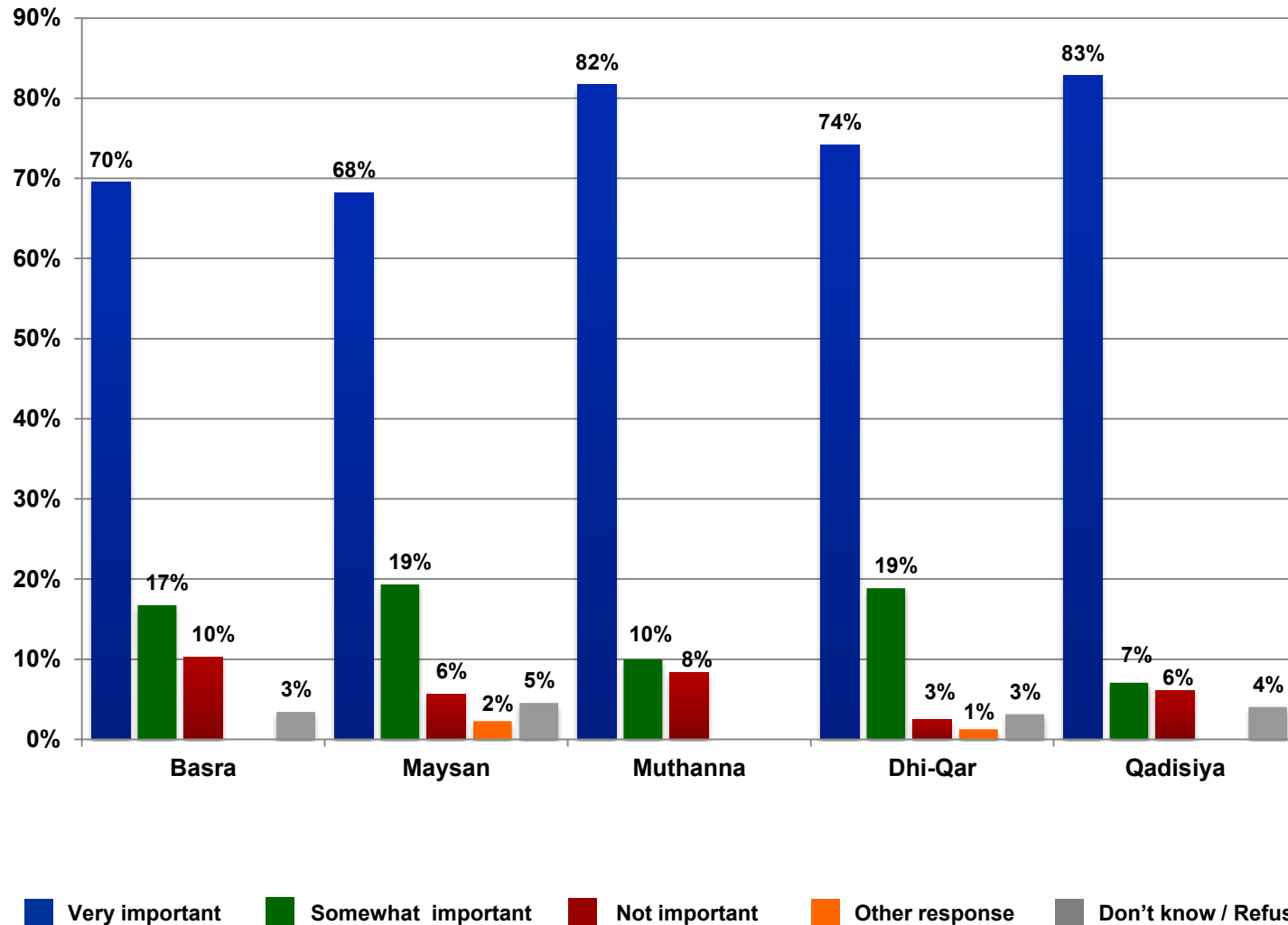
**Do you somewhat agree, agree, somewhat disagree, or disagree with the following statement: The provincial council is transparent.**

	Basra	Maysan	Muthanna	Dhi-Qar	Qadisiya
Agree	5%	34%	2%	3%	0%
Somewhat agree	20%	37%	20%	11%	11%
Somewhat disagree	35%	19%	42%	57%	37%
Disagree	38%	10%	37%	23%	30%
Don't know / Refused to answer	2%	0%	0%	6%	22%

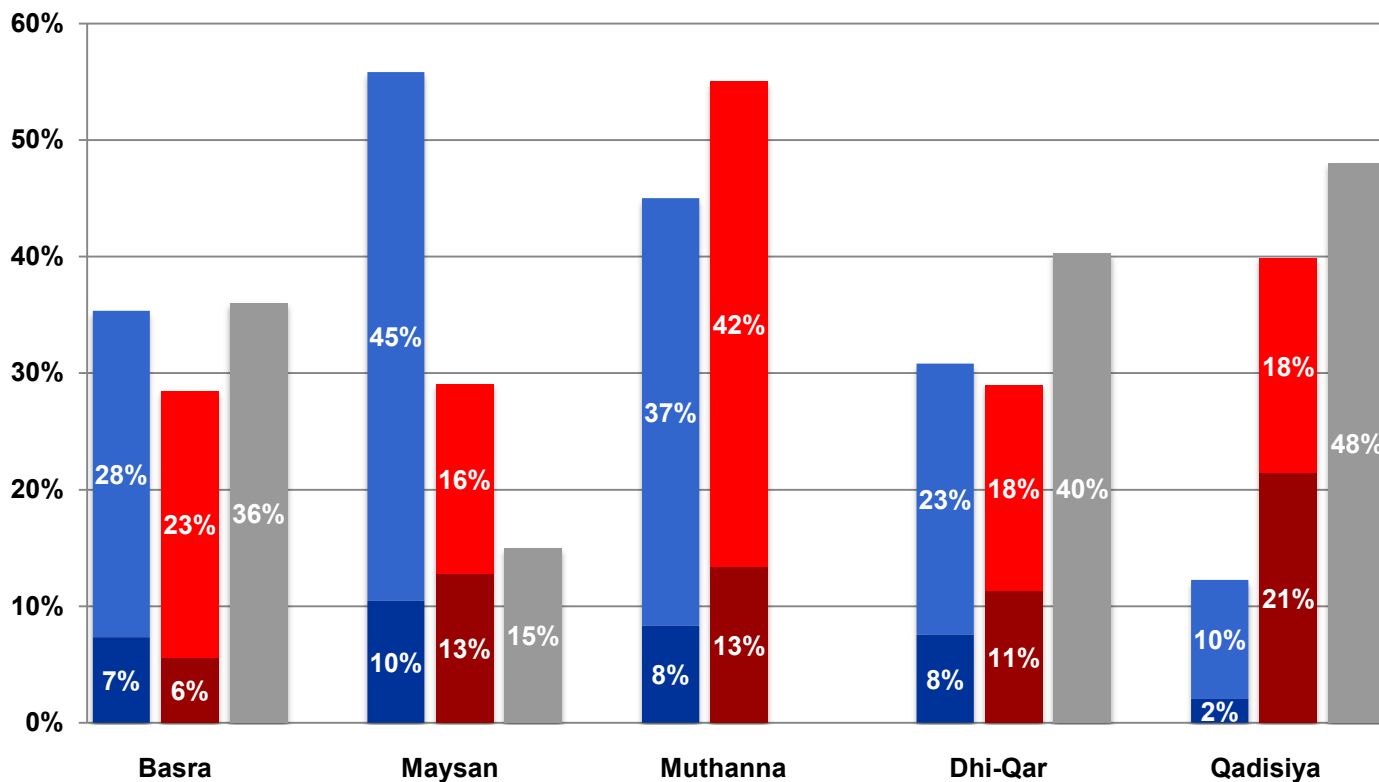
**Do you somewhat agree, agree, somewhat disagree, or disagree with the following statement: The provincial council is accountable.**

	Basra	Maysan	Muthanna	Dhi-Qar	Qadisiya
<b>Agree</b>	<b>8%</b>	<b>40%</b>	<b>33%</b>	<b>4%</b>	<b>0%</b>
<b>Somewhat agree</b>	<b>17%</b>	<b>24%</b>	<b>33%</b>	<b>13%</b>	<b>18%</b>
<b>Somewhat disagree</b>	<b>32%</b>	<b>21%</b>	<b>28%</b>	<b>49%</b>	<b>48%</b>
<b>Disagree</b>	<b>42%</b>	<b>12%</b>	<b>5%</b>	<b>27%</b>	<b>23%</b>
<b>Don't know / Refused to answer</b>	<b>2%</b>	<b>2%</b>	<b>0%</b>	<b>8%</b>	<b>10%</b>

# In your opinion, is it important to have a census in your province?

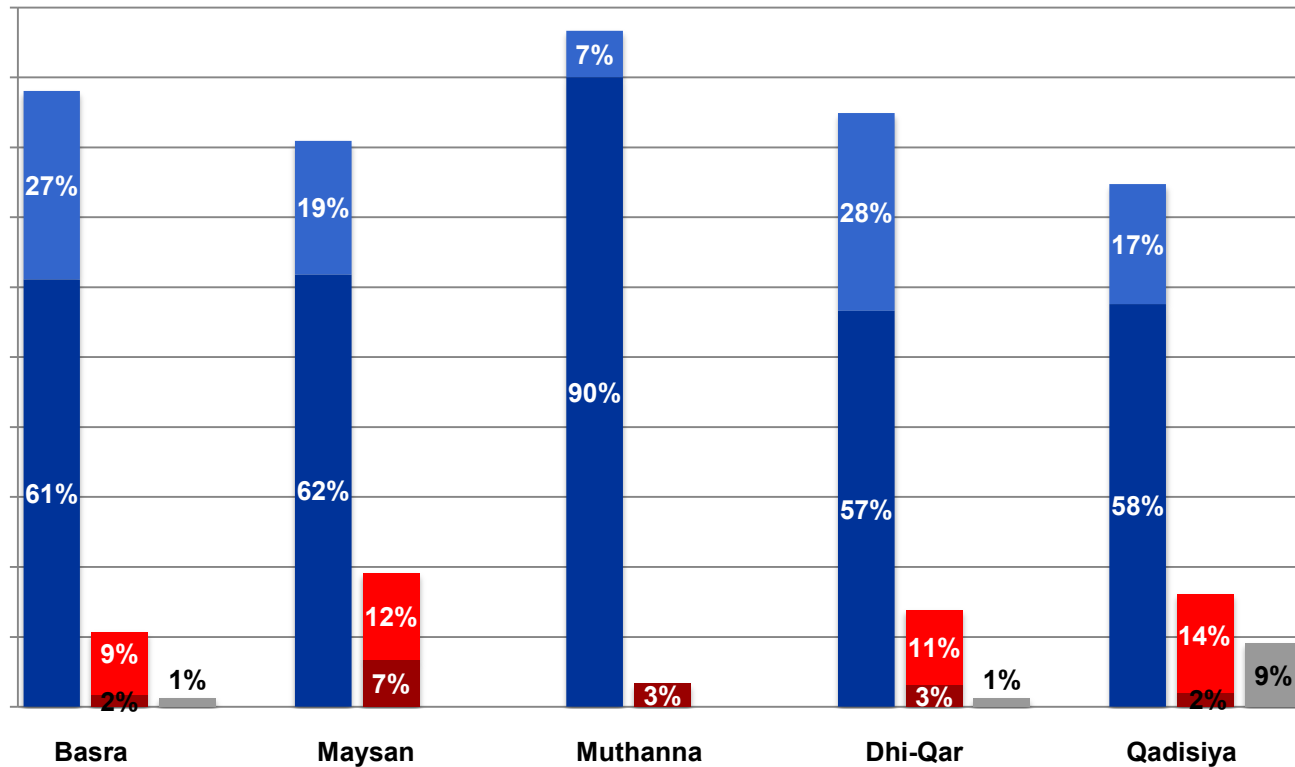


# In your opinion, how serious do you think the central government is towards integrating the Sons of Iraq (*Al-Sahwa*) into Iraq's government institutions?



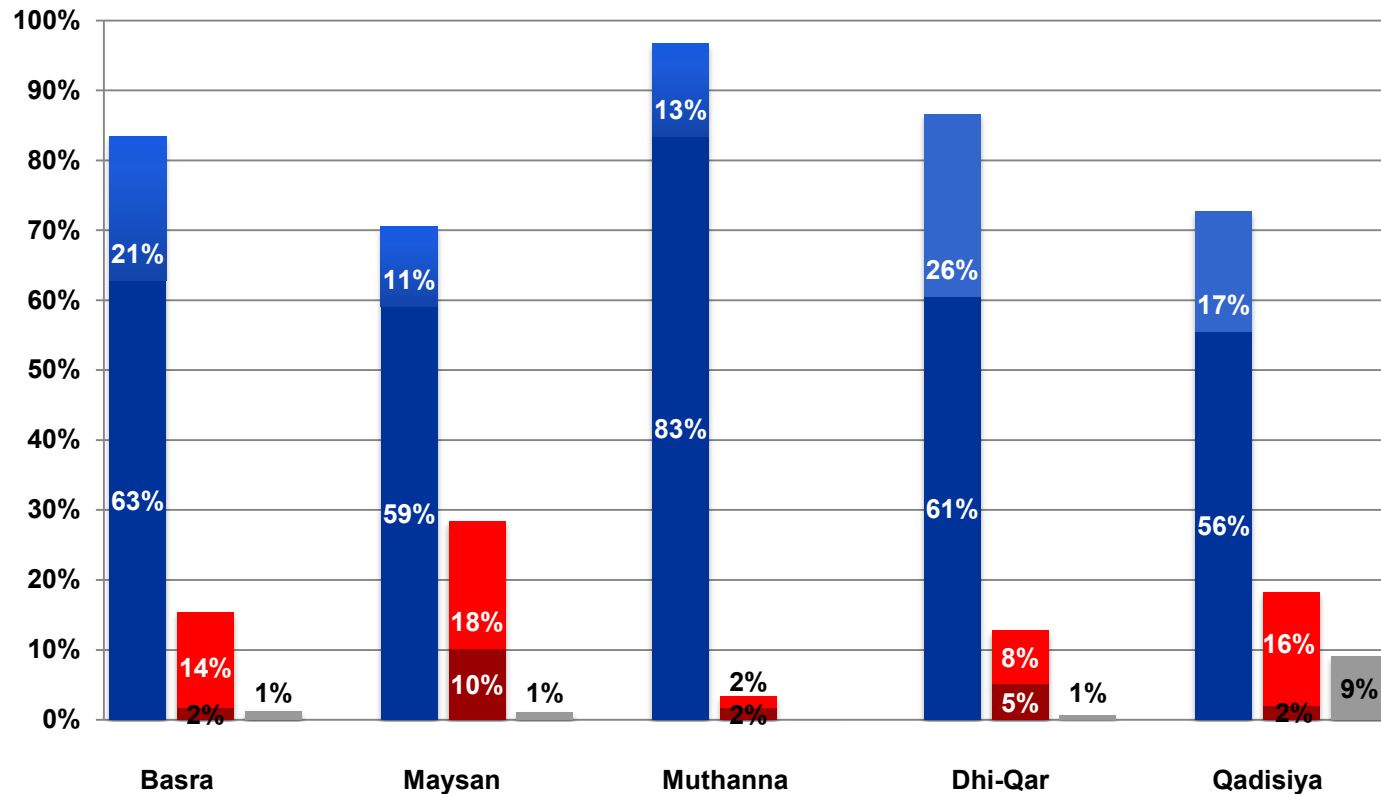
■ Very serious    
 ■ Somewhat serious    
 ■ Not very serious    
 ■ Not serious at all    
 ■ Don't know / Refused to answer

# A proposal has been made to hold provincial council elections this year. Do you want provincial elections to be organized this year?



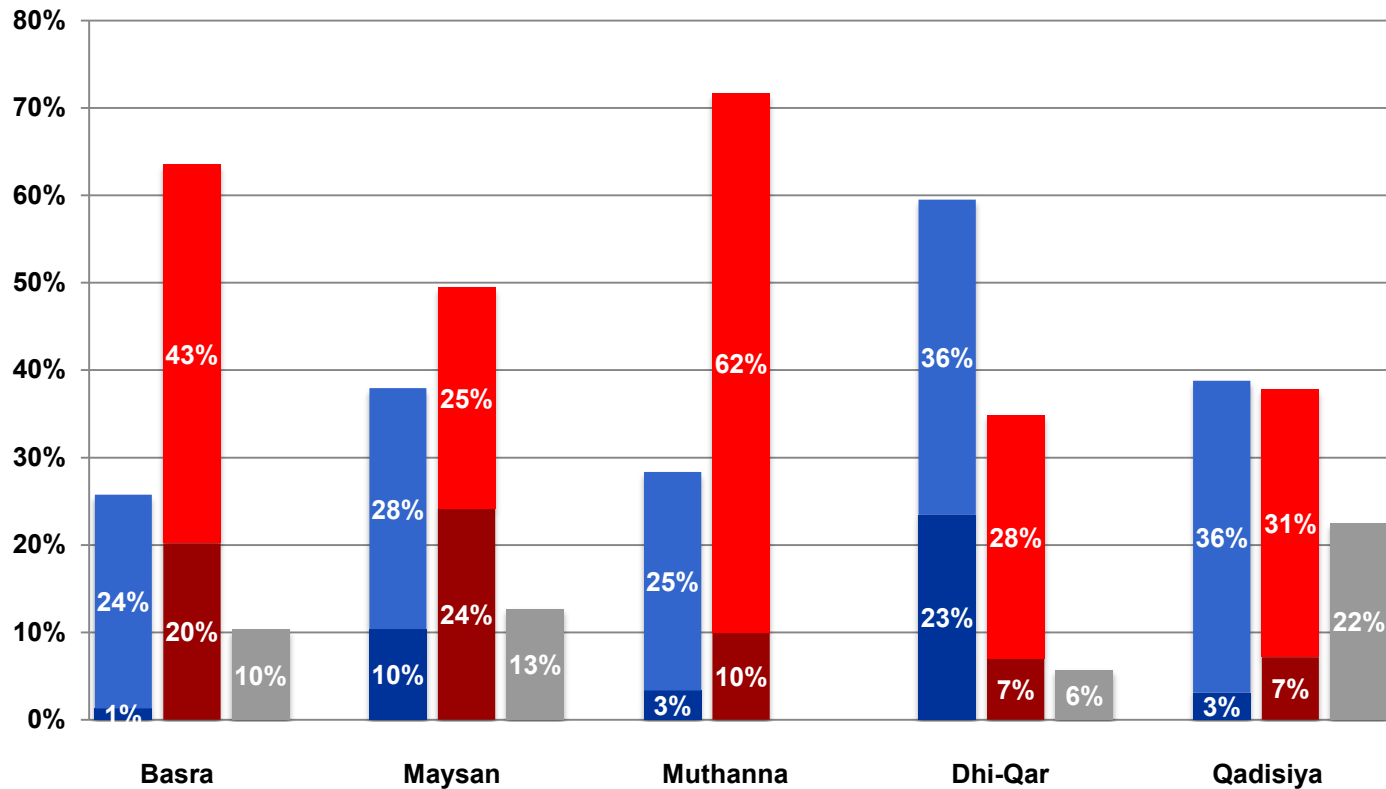
Very important    Somewhat important    Not very important    Not important at all    Don't know / Refused to answer

# How important do you think it is that elections are held for local councils this year?



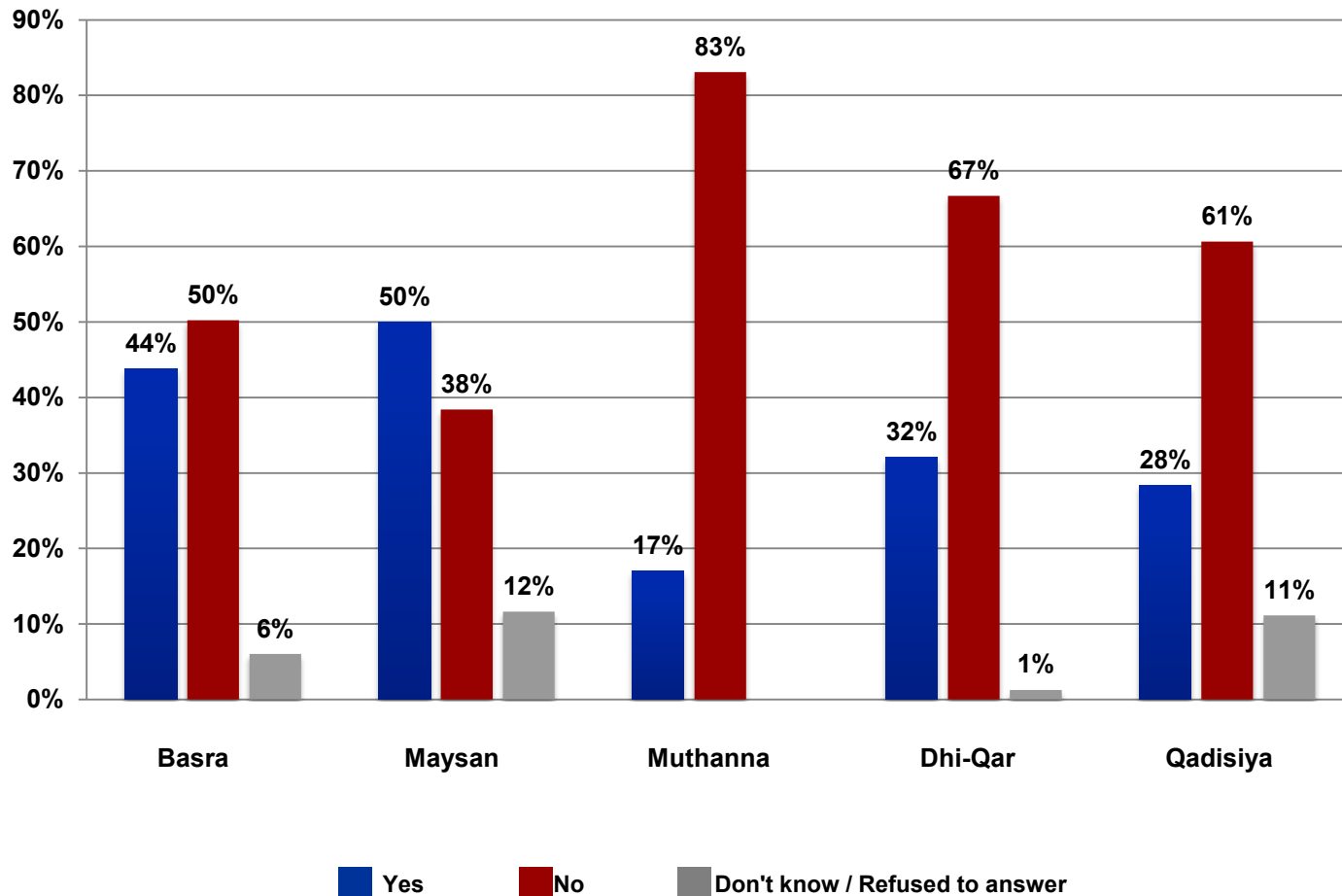
Very important    Somewhat important    Not very important    Not important at all    Don't know / Refused to answer

# Regarding tensions between Arabs and Kurds in Ninawa, Diyala and Kirkuk, how likely do you think the situation will turn violent in the next year?



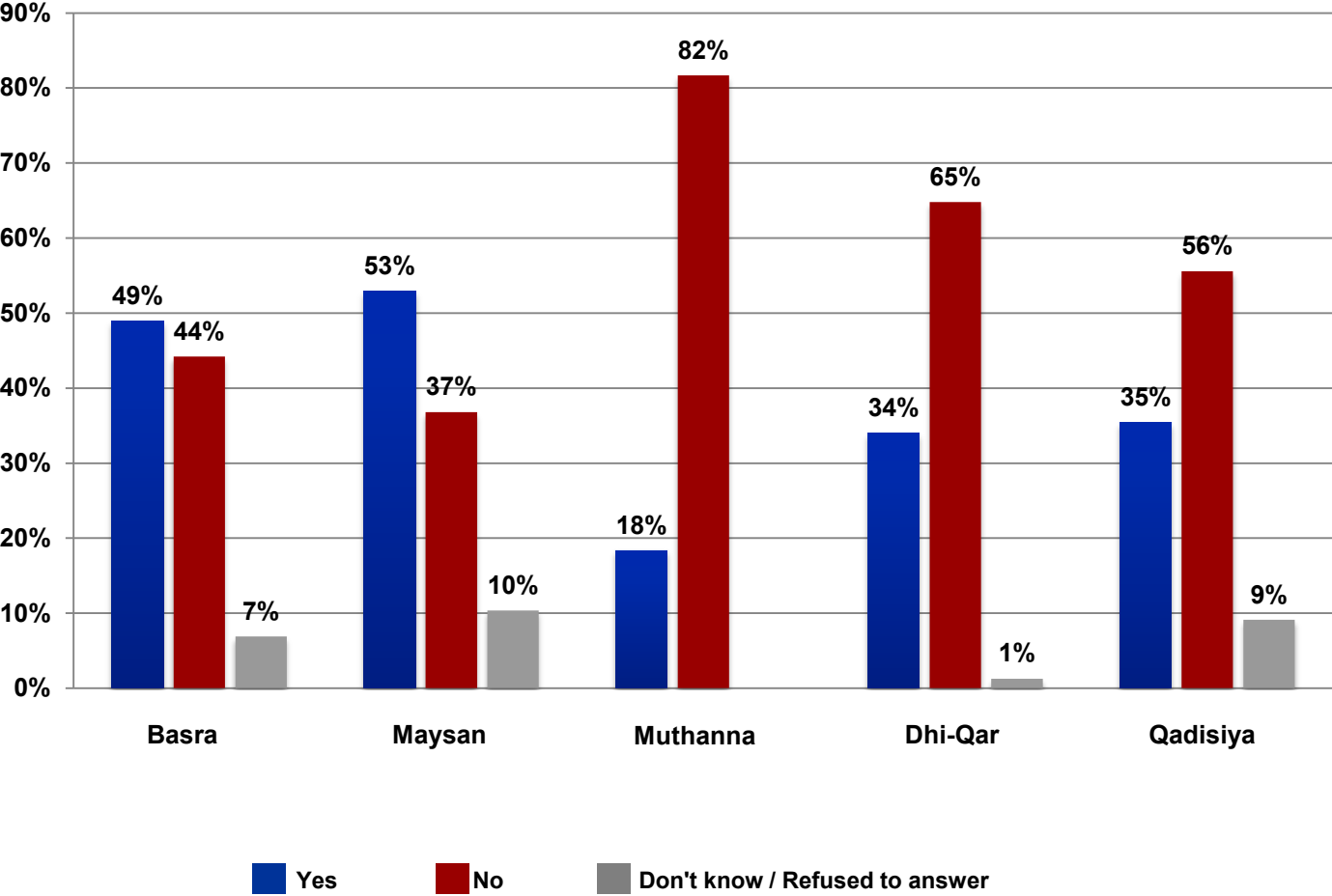
■ Very likely    
 ■ Somewhat likely    
 ■ Not very likely    
 ■ Not at all likely    
 ■ Don't know / Refused to answer

# If a referendum were held regarding the status of Kirkuk and the residents of Kirkuk voted to join the Kurdish region, would you respect the results of the referendum?

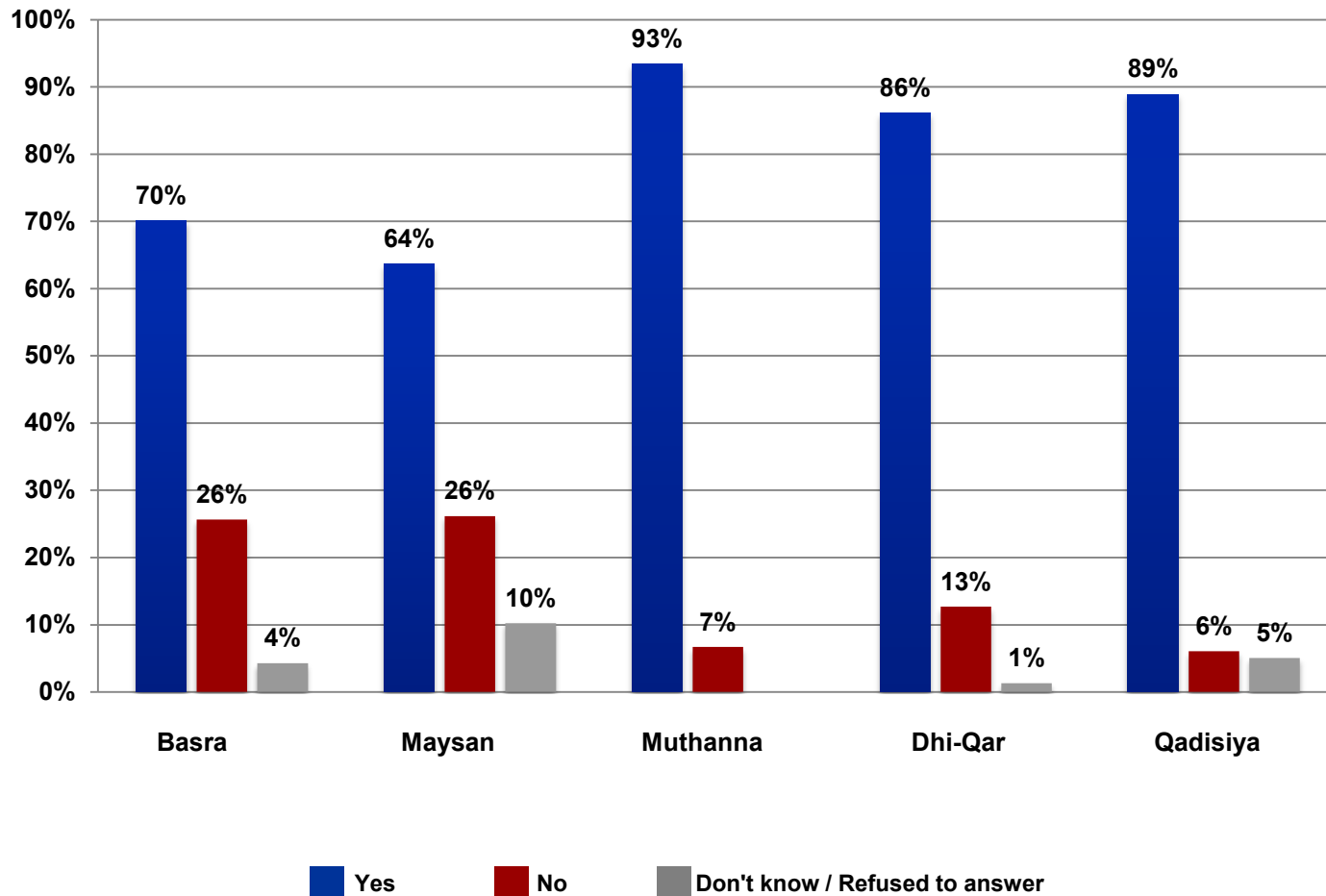




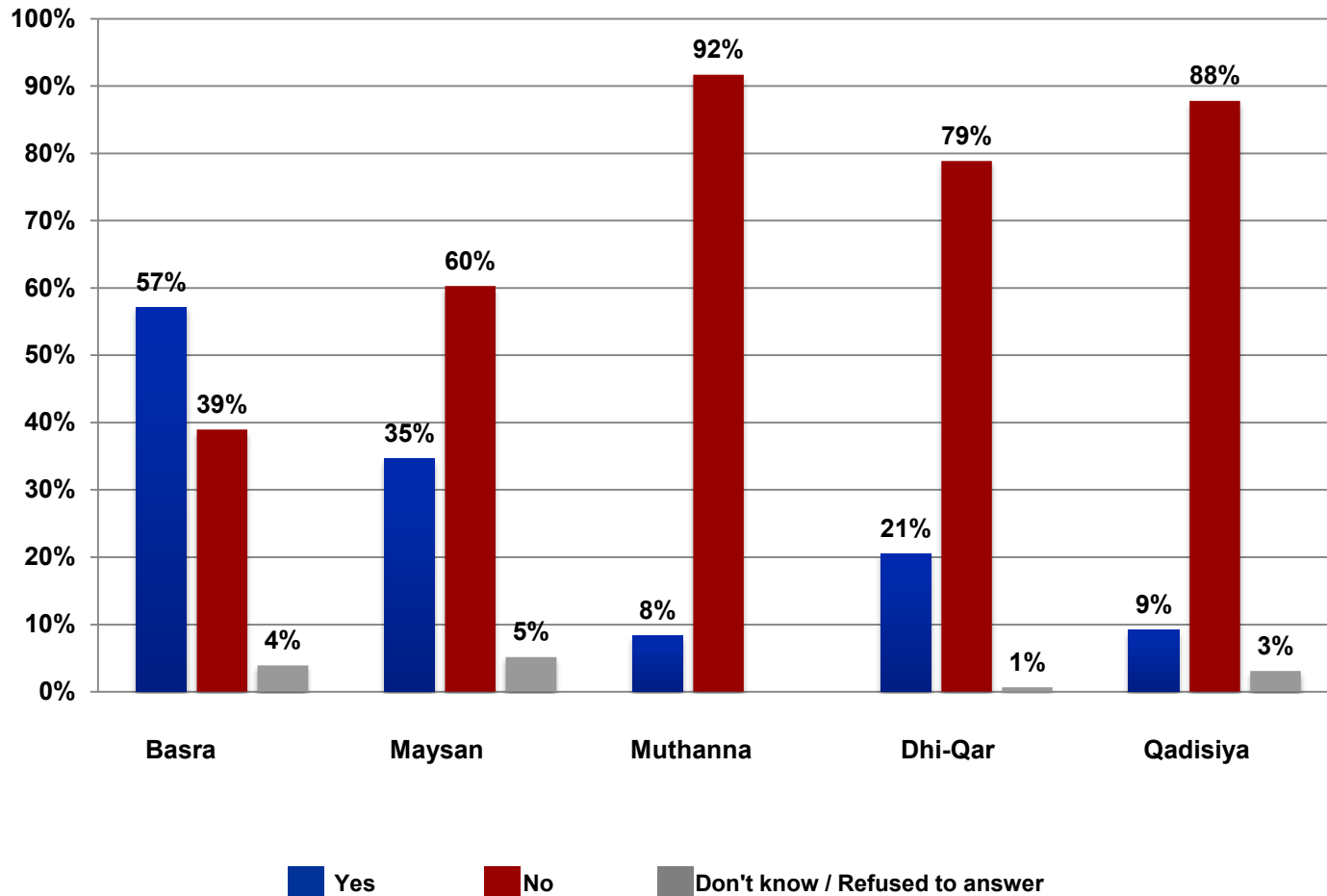
# If a referendum were held regarding the status of Kirkuk and the residents of Kirkuk voted to become their own region, would you respect the results of the referendum?



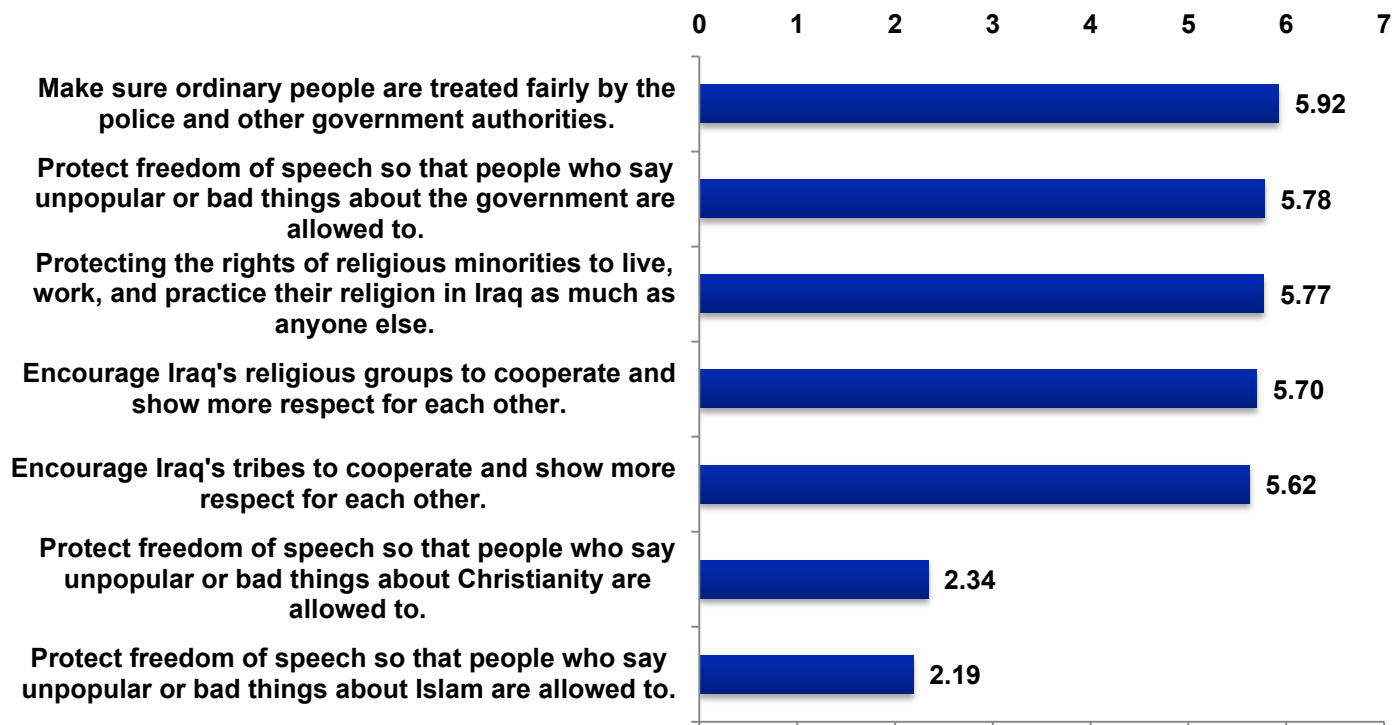
# If a referendum were held regarding the status of Kirkuk and the residents of Kirkuk voted for the status-quo, would you respect the results of the referendum?



# Do you support Basra becoming its own region?



**On a scale from one to seven, seven being the most important and one being the least important, how important is it in your view for the government to:**



# Local Issues



PECHTER  
POLLS

## Who is the best advocate for the people's needs?

	The first best advocate	The second best advocate
<b>Tribes</b>	<b>41%</b>	<b>20%</b>
<b>Nongovernmental organizations</b>	<b>21%</b>	<b>14%</b>
<b>Local council</b>	<b>11%</b>	<b>17%</b>
<b>Other</b>	<b>11%</b>	<b>14%</b>
<b>Provincial council</b>	<b>9%</b>	<b>17%</b>
<b>Governor</b>	<b>5%</b>	<b>12%</b>
<b>Don't know / Refused to answer</b>	<b>3%</b>	<b>7%</b>

## If you have a problem regarding conditions in your neighborhood, where would you go first for assistance?

	Basra	Maysan	Muthanna	Dhi-Qar	Qadisiya
Local / municipal council	43%	8%	30%	18%	55%
Tribal leader	28%	57%	53%	63%	19%
Other	17%	3%	0%	2%	15%
Provincial council	6%	10%	17%	9%	5%
Governor	4%	16%	0%	3%	0%
Member of parliament	0%	3%	0%	4%	1%
Don't know / Refused to answer	1%	1%	0%	1%	5%

## If you have a problem regarding conditions in your neighborhood, where would you go second for assistance?

	Basra	Maysan	Muthanna	Dhi-Qar	Qadisiya
Provincial council	37%	28%	20%	15%	29%
Local / municipal council	20%	11%	8%	34%	10%
Tribal leader	19%	14%	10%	17%	21%
Other	12%	3%	2%	12%	27%
Governor	6%	29%	55%	13%	6%
Member of parliament	2%	6%	5%	7%	0%
Don't know / Refused to answer	5%	9%	0%	3%	7%



**How much do you trust each of the following to protect your neighborhood, would you say a great deal, a fair amount, only a little or not at all?**

**Basra  
N=233**

	<b>A Great Deal</b>	<b>A fair Amount</b>	<b>Only a Little</b>	<b>Not at All</b>	<b>Don't know / Refused to answer</b>
<b>The Iraqi National Police</b>	<b>23%</b>	<b>49%</b>	<b>22%</b>	<b>3%</b>	<b>3%</b>
<b>The Iraqi National Army</b>	<b>42%</b>	<b>40%</b>	<b>12%</b>	<b>3%</b>	<b>3%</b>
<b>Sons of Iraq (<i>Al-Sahwa</i>)</b>	<b>6%</b>	<b>16%</b>	<b>18%</b>	<b>30%</b>	<b>30%</b>
<b>Peshmerga</b>	<b>4%</b>	<b>9%</b>	<b>12%</b>	<b>41%</b>	<b>34%</b>

**How much do you trust each of the following to protect your neighborhood, would you say a great deal, a fair amount, only a little or not at all?**

**Maysan  
N=87**

	<b>A Great Deal</b>	<b>A fair Amount</b>	<b>Only a Little</b>	<b>Not at All</b>	<b>Don't know / Refused to answer</b>
<b>The Iraqi National Police</b>	<b>57%</b>	<b>26%</b>	<b>9%</b>	<b>6%</b>	<b>1%</b>
<b>The Iraqi National Army</b>	<b>66%</b>	<b>20%</b>	<b>8%</b>	<b>6%</b>	<b>1%</b>
<b>Sons of Iraq (<i>Al-Sahwa</i>)</b>	<b>2%</b>	<b>18%</b>	<b>23%</b>	<b>49%</b>	<b>7%</b>
<b>Peshmerga</b>	<b>2%</b>	<b>10%</b>	<b>19%</b>	<b>62%</b>	<b>7%</b>

**How much do you trust each of the following to protect your neighborhood, would you say a great deal, a fair amount, only a little or not at all?**

**Muthanna  
N=60**

	<b>A Great Deal</b>	<b>A fair Amount</b>	<b>Only a Little</b>	<b>Not at All</b>	<b>Don't know / Refused to answer</b>
<b>The Iraqi National Police</b>	<b>68%</b>	<b>23%</b>	<b>8%</b>	<b>0%</b>	<b>0%</b>
<b>The Iraqi National Army</b>	<b>88%</b>	<b>10%</b>	<b>2%</b>	<b>0%</b>	<b>0%</b>
<b>Sons of Iraq (Al-Sahwa)</b>	<b>2%</b>	<b>18%</b>	<b>45%</b>	<b>33%</b>	<b>2%</b>
<b>Peshmerga</b>	<b>0%</b>	<b>15%</b>	<b>17%</b>	<b>67%</b>	<b>2%</b>

**How much do you trust each of the following to protect your neighborhood, would you say a great deal, a fair amount, only a little or not at all?**

**Dhi-Qar  
N=156**

	<b>A Great Deal</b>	<b>A fair Amount</b>	<b>Only a Little</b>	<b>Not at All</b>	<b>Don't know / Refused to answer</b>
<b>The Iraqi National Police</b>	<b>54%</b>	<b>41%</b>	<b>5%</b>	<b>0%</b>	<b>0%</b>
<b>The Iraqi National Army</b>	<b>69%</b>	<b>30%</b>	<b>1%</b>	<b>0%</b>	<b>0%</b>
<b>Sons of Iraq (<i>Al-Sahwa</i>)</b>	<b>1%</b>	<b>12%</b>	<b>9%</b>	<b>70%</b>	<b>7%</b>
<b>Peshmerga</b>	<b>0%</b>	<b>1%</b>	<b>2%</b>	<b>90%</b>	<b>7%</b>

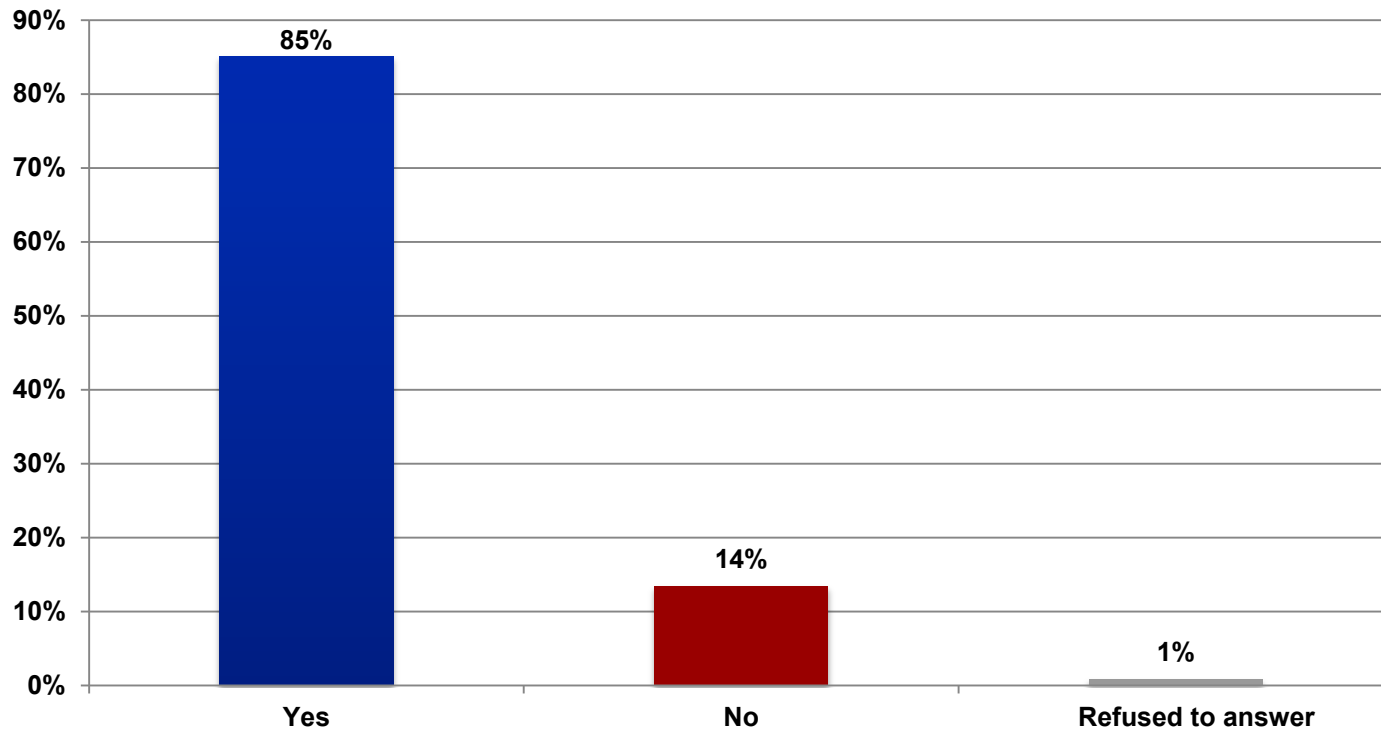
**How much do you trust each of the following to protect your neighborhood, would you say a great deal, a fair amount, only a little or not at all?**

**Qadisaya  
N=98**

	<b>A Great Deal</b>	<b>A fair Amount</b>	<b>Only a Little</b>	<b>Not at All</b>	<b>Don't know / Refused to answer</b>
<b>The Iraqi National Police</b>	<b>25%</b>	<b>54%</b>	<b>19%</b>	<b>2%</b>	<b>0%</b>
<b>The Iraqi National Army</b>	<b>76%</b>	<b>22%</b>	<b>2%</b>	<b>0%</b>	<b>0%</b>
<b>Sons of Iraq (<i>Al-Sahwa</i>)</b>	<b>3%</b>	<b>6%</b>	<b>21%</b>	<b>11%</b>	<b>59%</b>
<b>Peshmerga</b>	<b>1%</b>	<b>0%</b>	<b>1%</b>	<b>9%</b>	<b>89%</b>

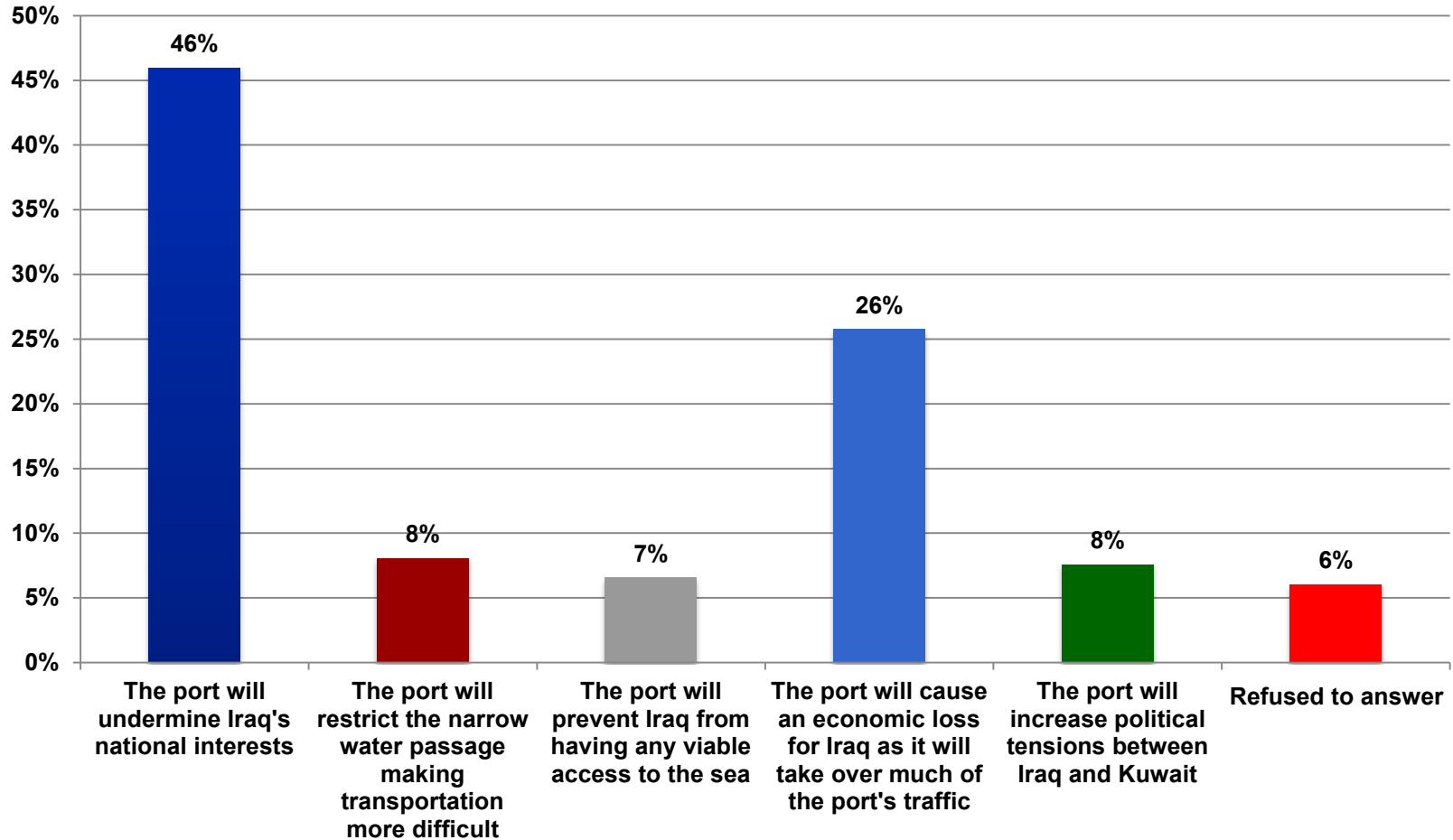
**Kuwait announced on April 6, 2011 that they will begin construction of the Grand Mobarak Port, one year after Iraq's announcement to build its Grand Faw Port project. As a result hundreds of Iraqis demonstrated against building the Kuwaiti port. Do you support these demonstrations?**

**(Basra only)  
N=233**



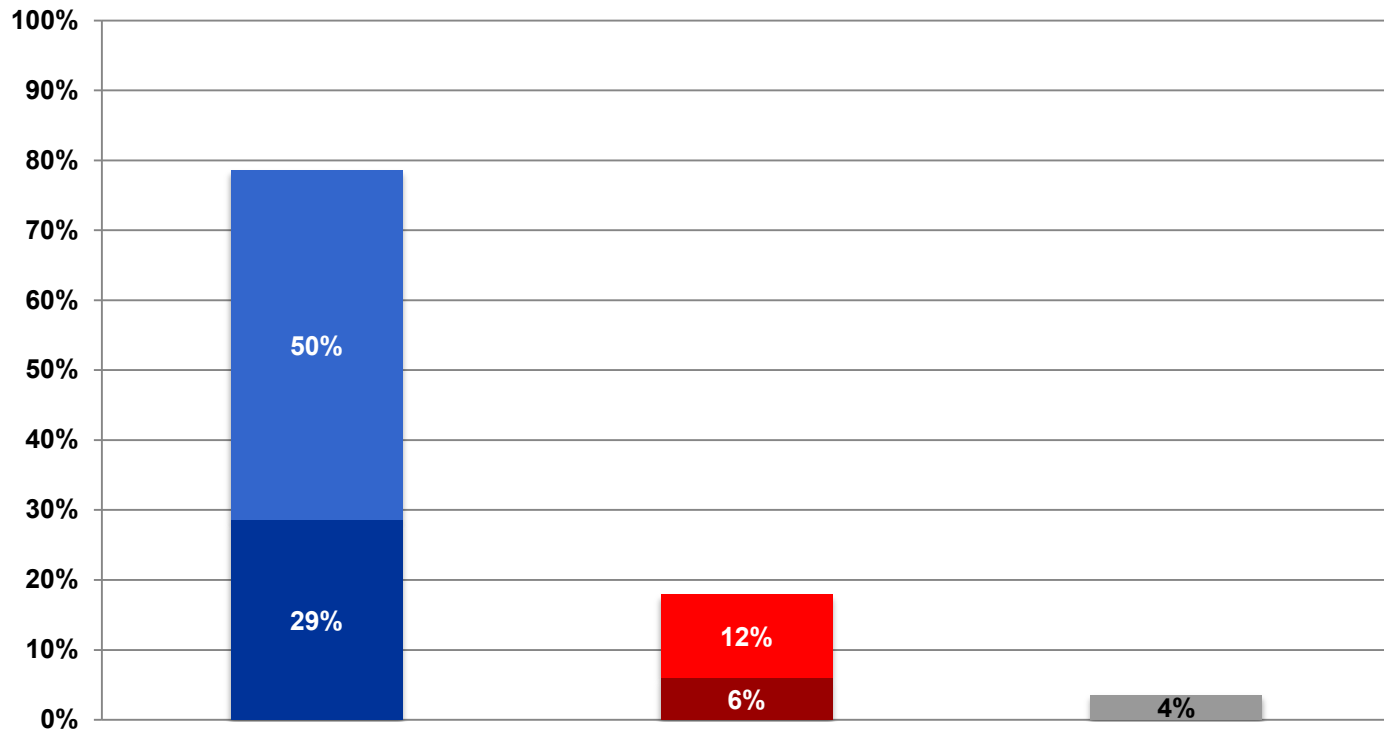
# Why do you support these demonstrations?

(Basra only)  
N=233



# How would you describe the performance of Maysan's Mayor: Is it very good, somewhat good, somewhat bad or very bad?

(Maysan only)  
N=87

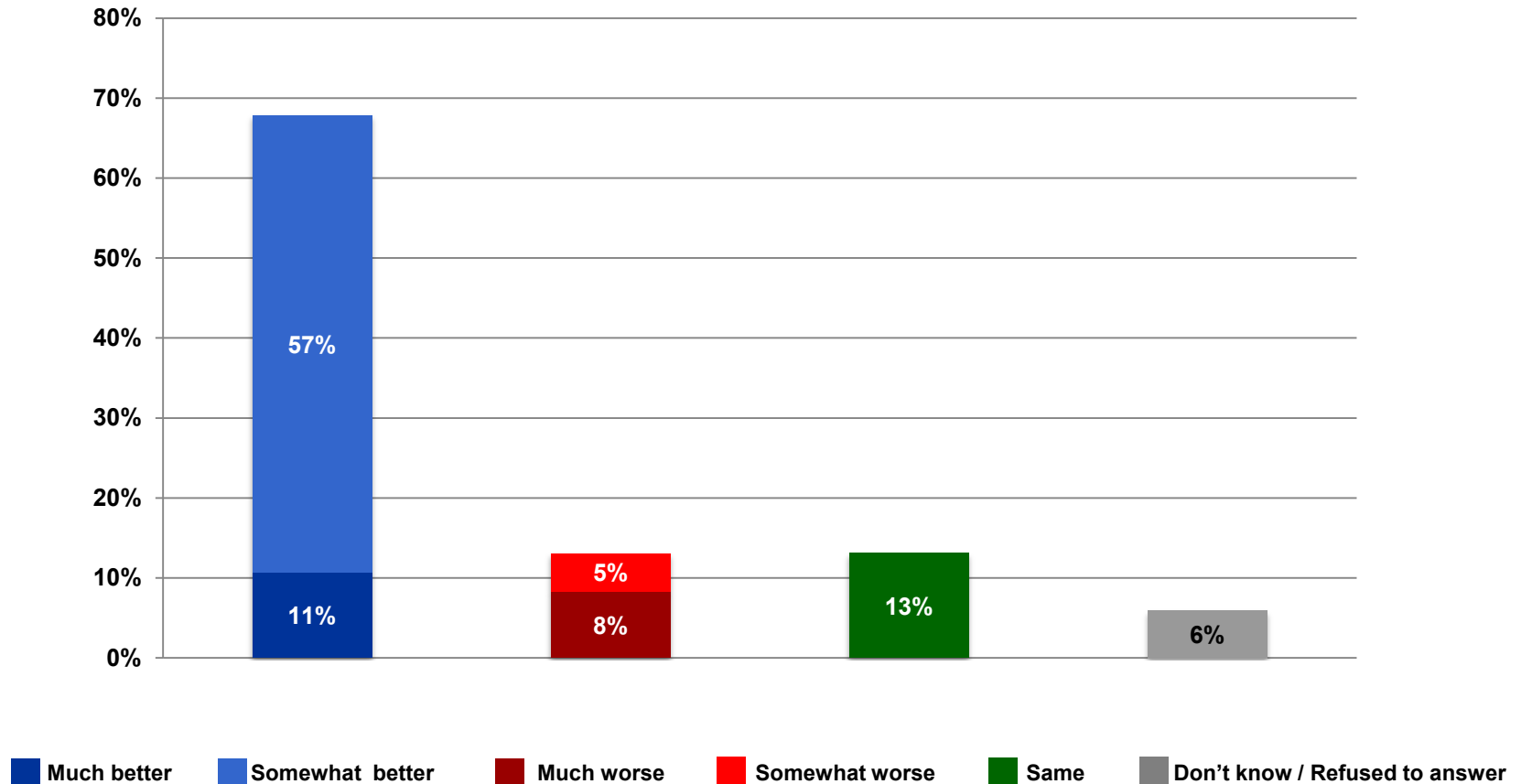


Very good    Somewhat good    Somewhat bad    Very bad    Don't know / Refused to answer



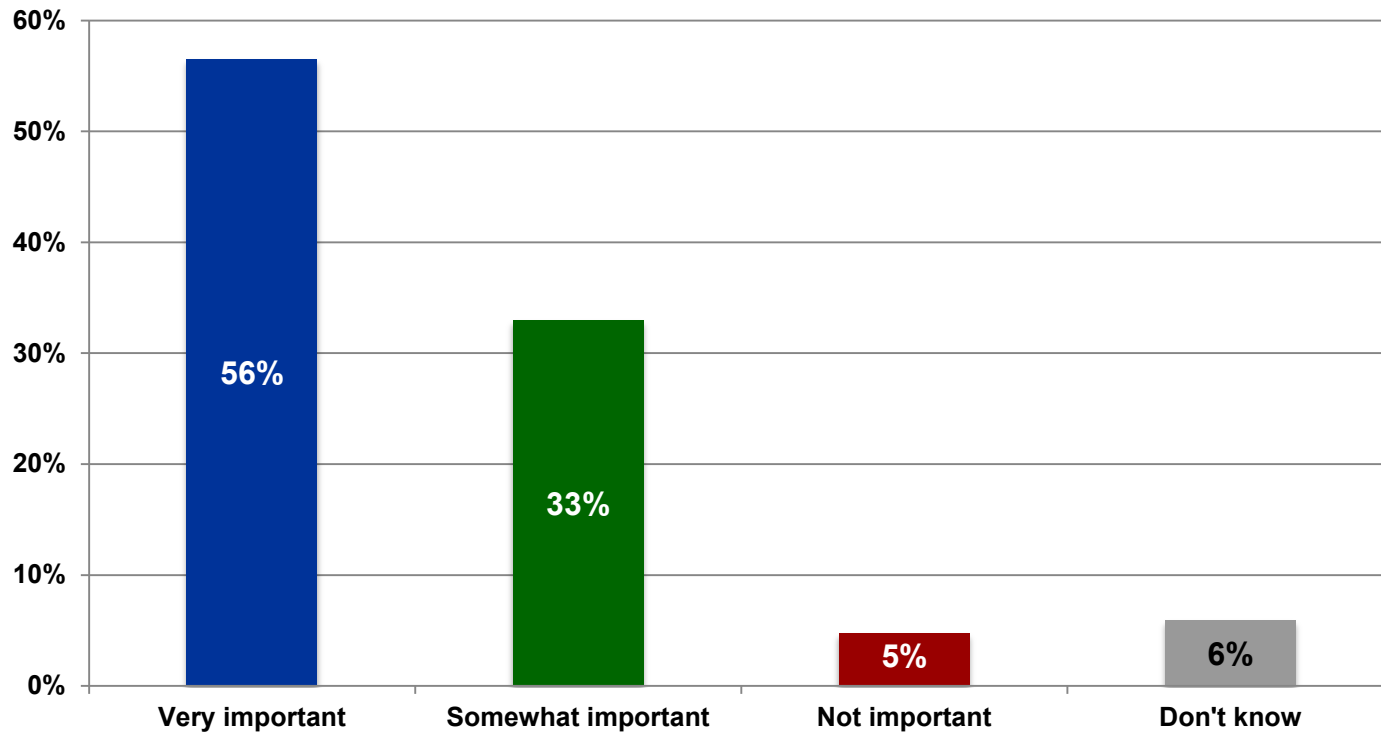
Over the last year, would you say that the performance and actions of the civil society organizations in the province have: Gotten much better, gotten somewhat better, gotten somewhat worse, gotten much worse or stayed the same?

(Maysan only)  
N=87



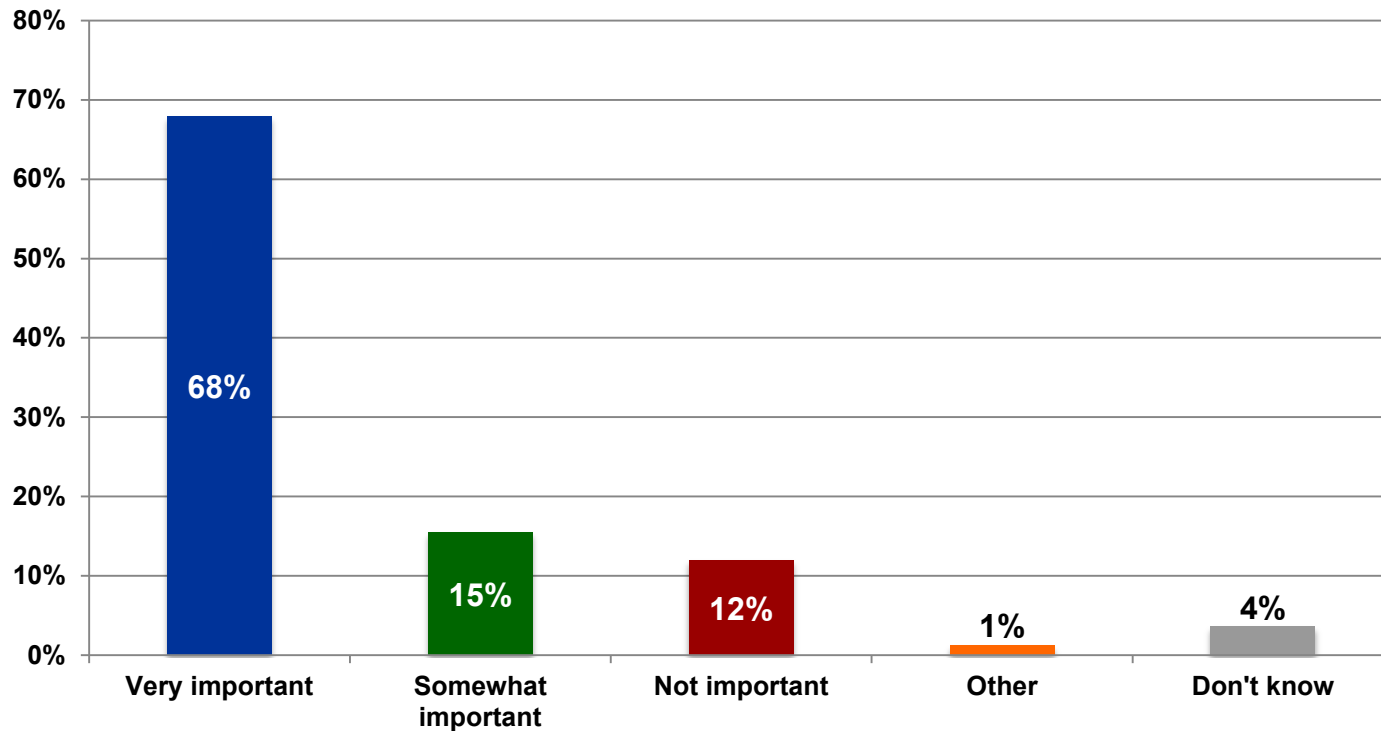
# In your opinion, how important is it to have investment in your province by the federal government?

(Maysan only)  
N=87



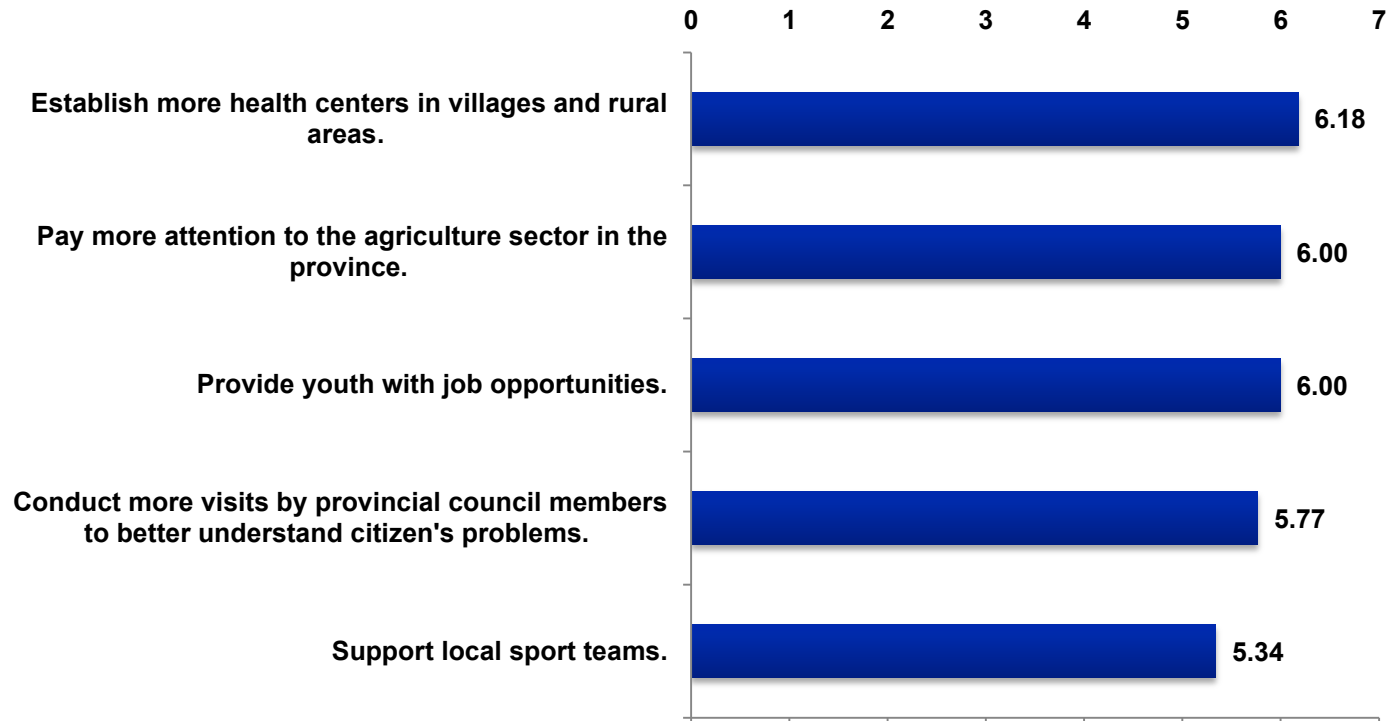
# In your opinion, how important is it to have international investment in your province?

(Maysan only)  
N=87



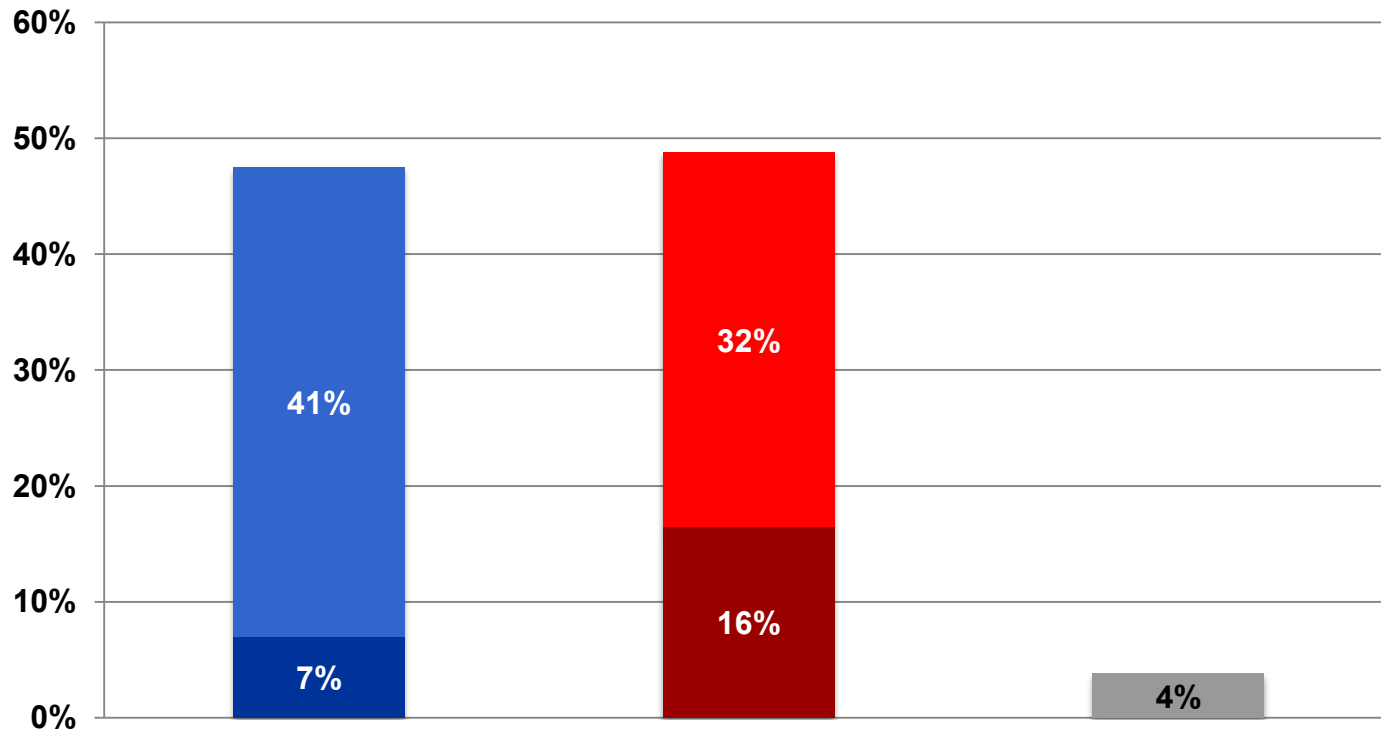
On a scale from one to seven, seven being the most important and one being the least important, how important is it in your view for the provincial government to:

(Muthanna only)  
N=60



**How satisfied are you with how local governments' efforts to fight and eliminate epidemic diseases; would you say you are strongly satisfied, somewhat satisfied, somewhat unsatisfied or strongly unsatisfied?**

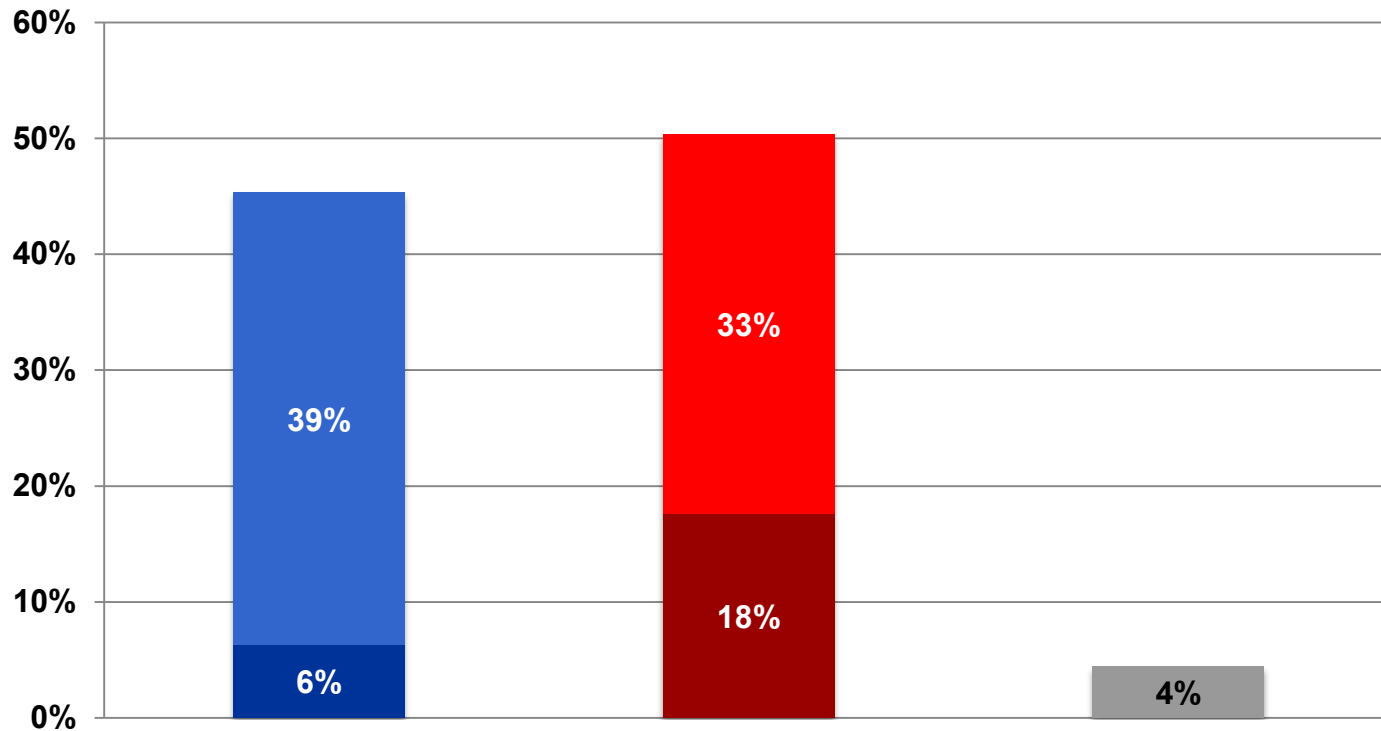
**(Dhi-Qar only)  
N=156**



**Strongly satisfied**   **Somewhat satisfied**   **Somewhat unsatisfied**   **Strongly unsatisfied**   **Don't know / Refused to answer**

# Do you think the provincial government of Dhi-Qar provides enough support to the marshlands projects and design to reduce the drying of Iraq's marshes?

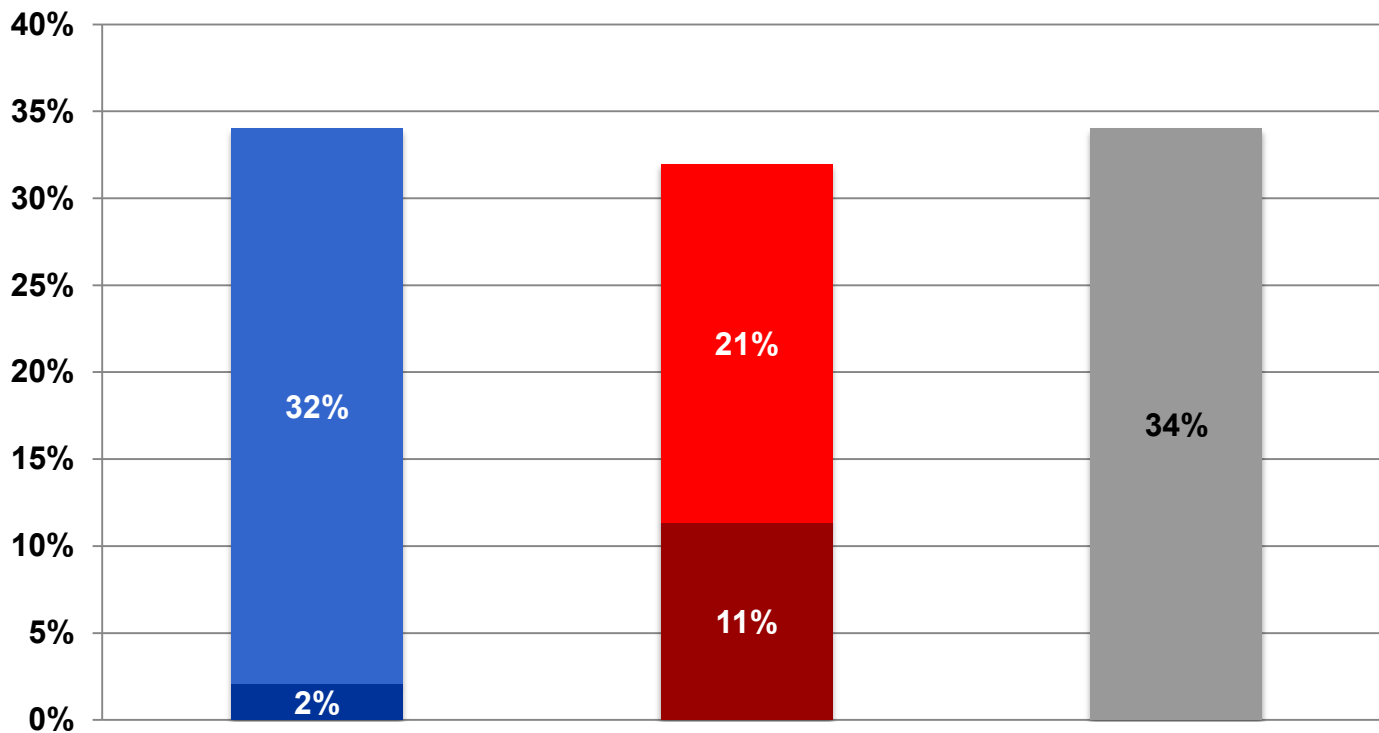
(Dhi-Qar only)  
N=156



**Strongly agree**   **Somewhat agree**   **Somewhat disagree**   **Strongly disagree**   **Don't know / Refused to answer**

# How would you describe the performance of female elected officials in Qadisiya? Is it very good, somewhat good, somewhat bad or very bad?

(Qadisiya only)  
N=98



Very good

Somewhat good

Somewhat bad

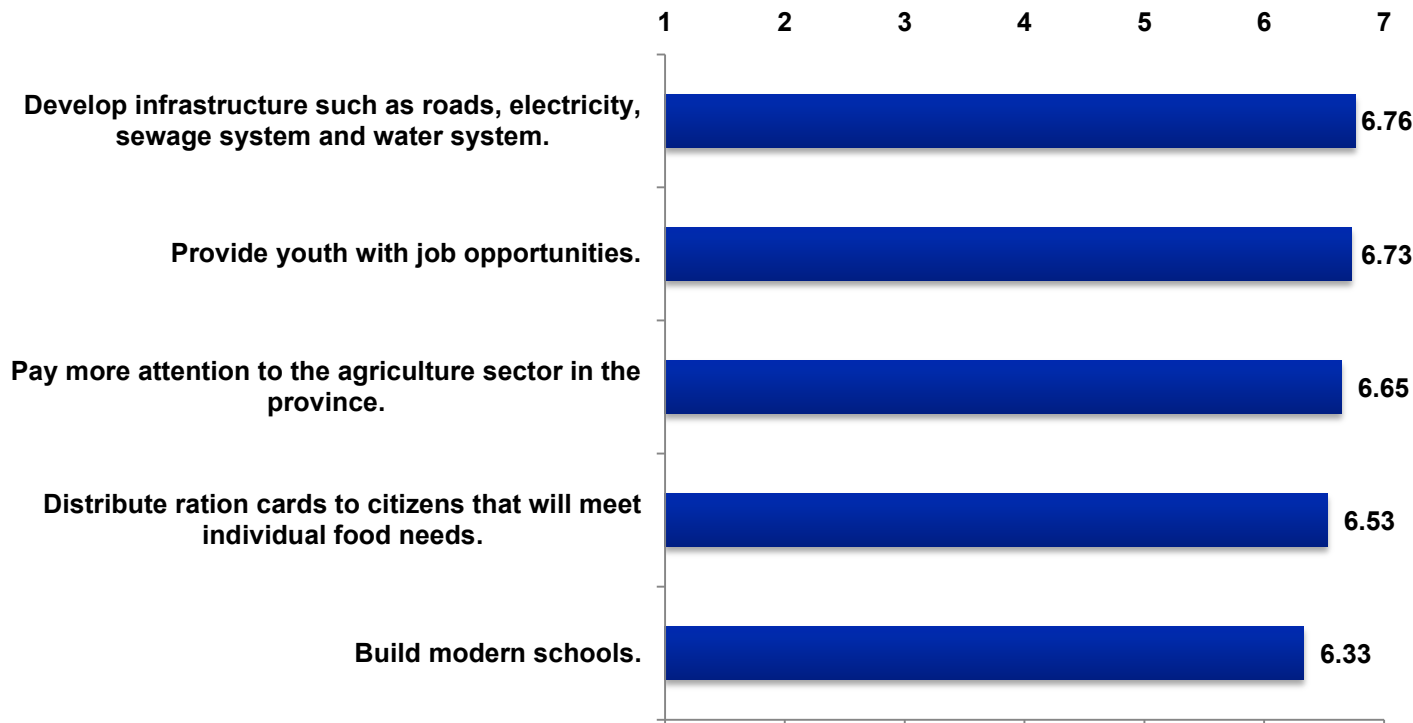
Very bad

Don't know / Refused to answer

**On a scale from one to seven, seven being the most important and one being the least important, how important is it in your view for the provincial government to:**

**(Qadisiya only)**

**N=98**





# Media



PECHTER  
POLLS

## Where are you most likely to get your local news and information?

	Basra	Maysan	Muthanna	Dhi-Qar	Qadisiya
Newspaper	0%	5%	3%	2%	2%
Radio	1%	2%	3%	1%	6%
Television	89%	82%	73%	96%	91%
Internet	0%	0%	0%	1%	0%
SMS	1%	0%	2%	0%	0%
Rumors at public places	5%	9%	15%	0%	0%
Mosque	0%	0%	2%	0%	0%
Other	1%	0%	0%	0%	0%
Don't know / Refused to answer	2%	2%	2%	0%	1%

## Of those places where do you access the Internet most often?

	Basra	Maysan	Muthanna	Dhi-Qar	Qadisiya
Home	26%	25%	25%	24%	3%
Work	11%	9%	3%	11%	3%
School	0%	0%	2%	0%	0%
Mobile phone	22%	4%	20%	5%	1%
Other	1%	11%	0%	16%	5%
Refused to answer	6%	4%	0%	0%	2%
Don't know	34%	47%	50%	44%	85%

## What is the name of your favorite newspaper?

	Basra	Maysan	Muthanna	Dhi-Qar	Qadisiya
<i>Al-Sabah</i>	22%	24%	35%	41%	15%
<i>Al-Zaman</i>	18%	7%	15%	7%	3%
<i>Al-Sharq al-Awsat</i>	1%	2%	2%	1%	0%
<i>Al-Adala</i>	0%	0%	3%	0%	0%
<i>Al-Bayina Al-Jadeeda</i>	0%	1%	0%	5%	1%
<i>Al-Dustur</i>	1%	2%	3%	0%	1%
<i>Al-Itthad</i>	0%	0%	2%	0%	0%
<i>Al-Mowten</i>	0%	1%	3%	0%	1%
Other	2%	16%	5%	5%	15%
Refused to answer	9%	5%	3%	0%	7%
Don't know	46%	40%	20%	41%	56%

## What is the name of your favorite radio station?

	Basra	Maysan	Muthanna	Dhi-Qar	Qadisiya
Radio Sawa	16%	9%	25%	23%	7%
Radio Dijla	22%	2%	7%	1%	0%
Radio Sumer	6%	1%	0%	1%	13%
Radio Al-Rasheed	17%	1%	2%	0%	1%
Baghdad	0%	1%	30%	0%	1%
Gomhoreyat Al-Iraq	0%	9%	25%	2%	3%
Radio Al-Nakheel	0%	2%	0%	0%	0%
Radio Al-Ahwar	0%	1%	0%	15%	0%
Radio Al-Hububi	0%	0%	0%	6%	0%
Sawt Kul al-Iraq	0%	7%	0%	0%	1%
Radio Al-Abrar	1%	9%	0%	0%	0%
Al Amal	9%	0%	0%	0%	0%
Other	3%	20%	0%	2%	35%
Refused to answer	1%	1%	0%	1%	2%
Don't know	21%	29%	2%	48%	30%

## What is the name of your favorite television station?

	Basra	Maysan	Muthanna	Dhi-Qar	Qadisiya
Baghdad TV	0%	5%	7%	0%	1%
Al-Rafideen	0%	1%	2%	0%	0%
Al-Baghdadiya	10%	7%	3%	11%	4%
Al-Fourat	2%	0%	2%	5%	8%
Beladi	1%	4%	5%	1%	1%
Al-Fayha'a	10%	1%	5%	4%	2%
Al-Ghadeer	2%	0%	3%	1%	1%
Al-Arabiya	7%	0%	3%	2%	4%
Al-Masar	2%	5%	3%	0%	1%
Al Iraqia	15%	40%	38%	34%	16%
Al Sharqiya	14%	11%	10%	13%	29%
Al Sumarria	8%	2%	0%	7%	5%
Al-Hurra Iraq	4%	0%	3%	10%	3%
Al-Anwar	7%	8%	9%	8%	15%
Al-Ahad	3%	5%	2%	1%	2%
Local Missan	1%	5%	0%	0%	0%
Refused to answer	0%	0%	2%	0%	0%
Don't know	9%	6%	0%	0%	2%



International Republican Institute  
1225 Eye Street N.W.  
Washington, DC 20005  
[www.iri.org](http://www.iri.org)



Pechter Polls  
66 Witherspoon Street #405  
Princeton, NJ 08542  
[www.pechterpolls.com](http://www.pechterpolls.com)