

# International Republican Institute Survey of Somaliland Public Opinion - Salaxley District

June 29 - July 4, 2013



# Methodology

- The fieldwork was conducted from June 29 - July 4, 2013 by Data and Research Solutions, a survey research company located in Hargeisa, Somaliland.
- Questionnaire design, sample design, analysis of the data and overall supervision of the project was performed by Bob Carpenter of Chesapeake Beach Consulting, an international opinion research and consulting firm.
- The population studied was registered voters in Salaxley District (16+). A representative random sample was designed based on the number of individuals who cast ballots in the November 2012 local elections.
- Enumeration areas within each sub-district were randomly selected from a list of established polling centers; households within each sampling point were then identified using a random walk method and a skip pattern; respondents were randomly chosen using a Kish grid.
- The sample size was 501. The questionnaire was offered in Somali language only.
- The total number of registered voters casting ballots in the 2012 local elections in the sample universe is equal to 15,902. (SOURCE: Somaliland National Election Commission). The margin of error for the total sample is +/- 4.5 percent. *Please note that the margin of error for subsets (i.e. clans/age/education/etc.) is significantly higher and should be treated as indicative only.*
- The overall response rate (defined as the number of successful interviews divided by eligible houses visited) is 95 percent. To complete 501 interviews, 549 households were contacted.
- Due to rounding and multiple response questions, not all percentages add to 100.

# Respondents' Demographic Information

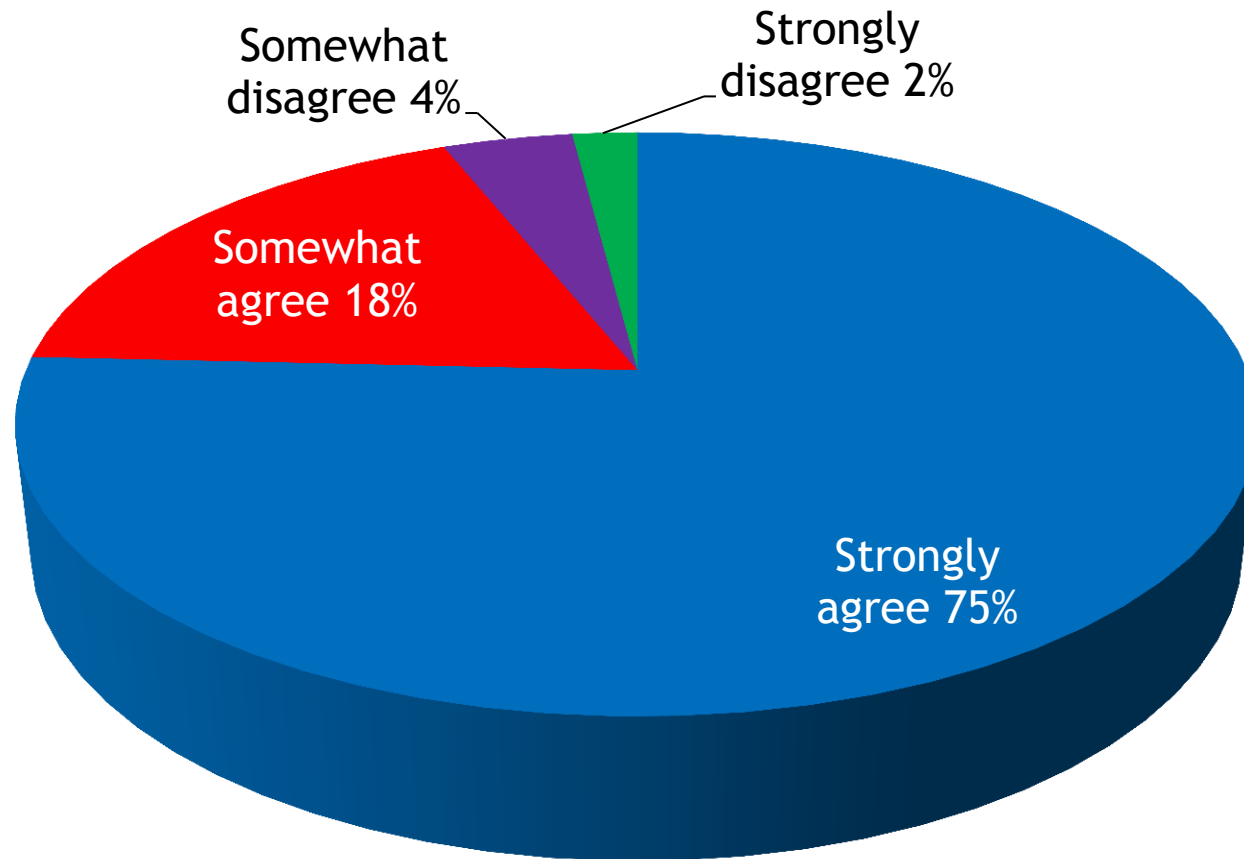
<b>Gender</b>		<b>Employment Status</b>	
Male	55%	Full-time, formal employee	19%
Female	45%	Part-time, formal employee	16%
<b>Age Group</b>		Informal employment	2%
16-25	36%	Business owner	9%
26-35	31%	Housewife	32%
36-45	16%	Student	6%
46-55	10%	Retired	2%
56-65	6%	Unemployed	14%
66+	2%	<b>Region</b>	
<b>Education</b>		Salaxley	28%
No formal schooling	22%	North	38%
Some primary schooling	9%	South	35%
Primary schooling complete	7%	<b>Community Type</b>	
Junior secondary/some secondary	3%	Urban	28%
Junior secondary/secondary school	3%	Rural	73%
Post-secondary	1%	<b>Language Spoken At Home</b>	
University complete	1%	Arabic	0%
Masters or Doctorate degree	1%	Somali	99%
None	53%	English	0%

# General Direction

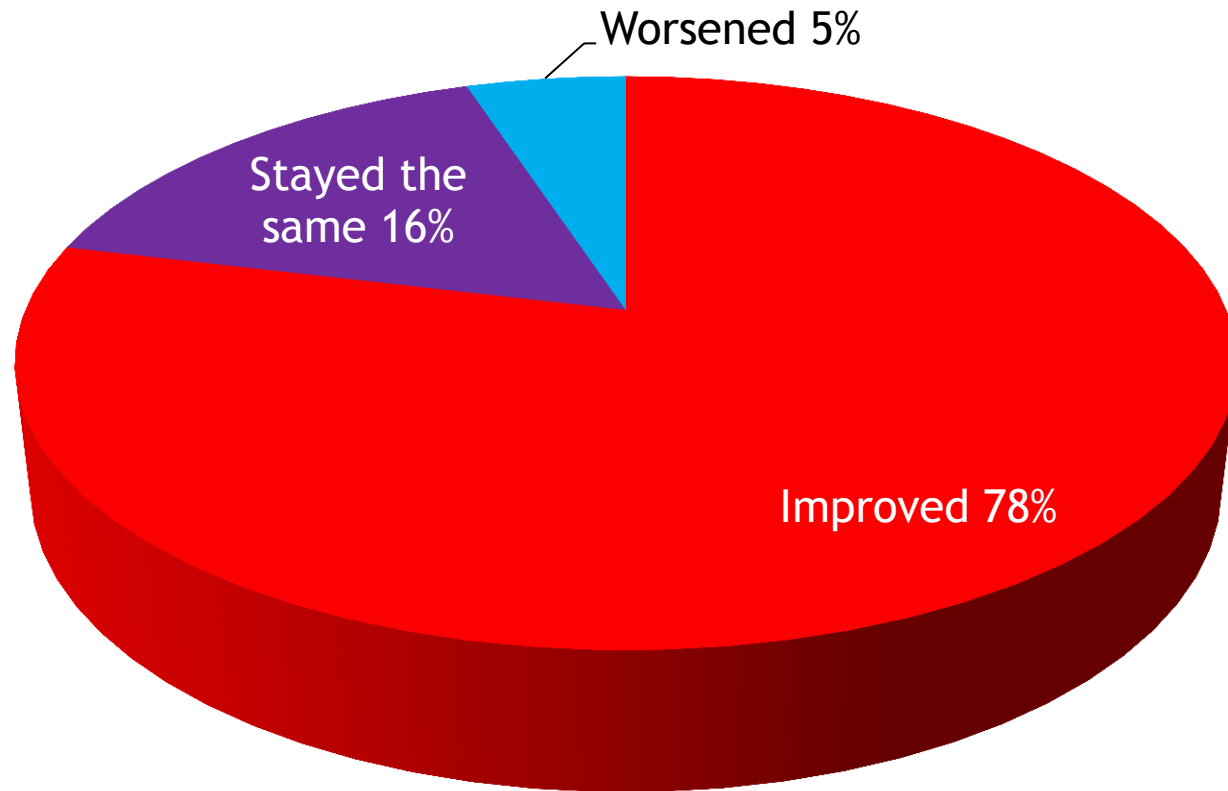


Taking all things into consideration, do you strongly agree, somewhat agree, somewhat disagree or strongly disagree with the following statement?

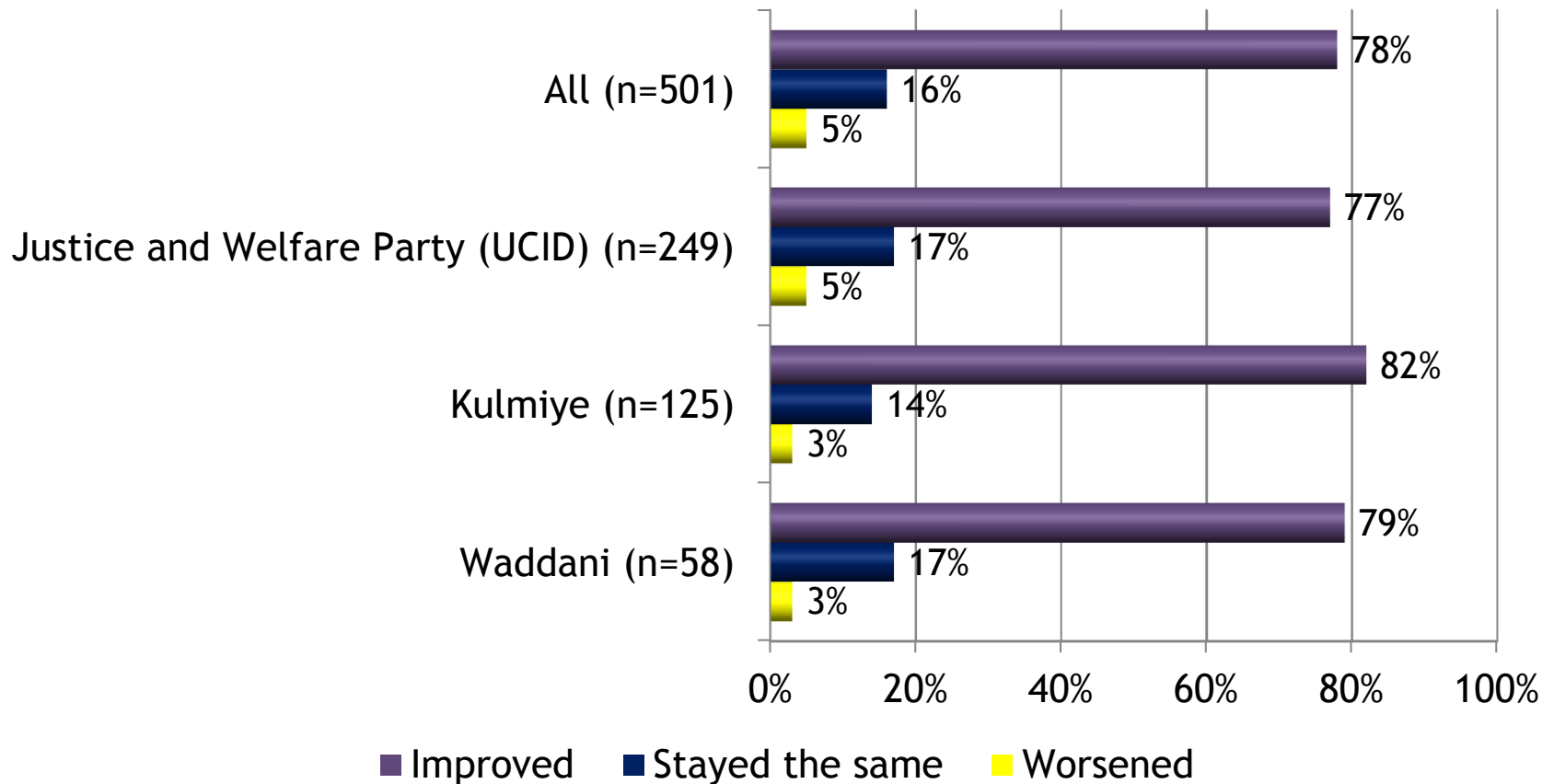
“My family’s and my future in Somaliland is bright.”



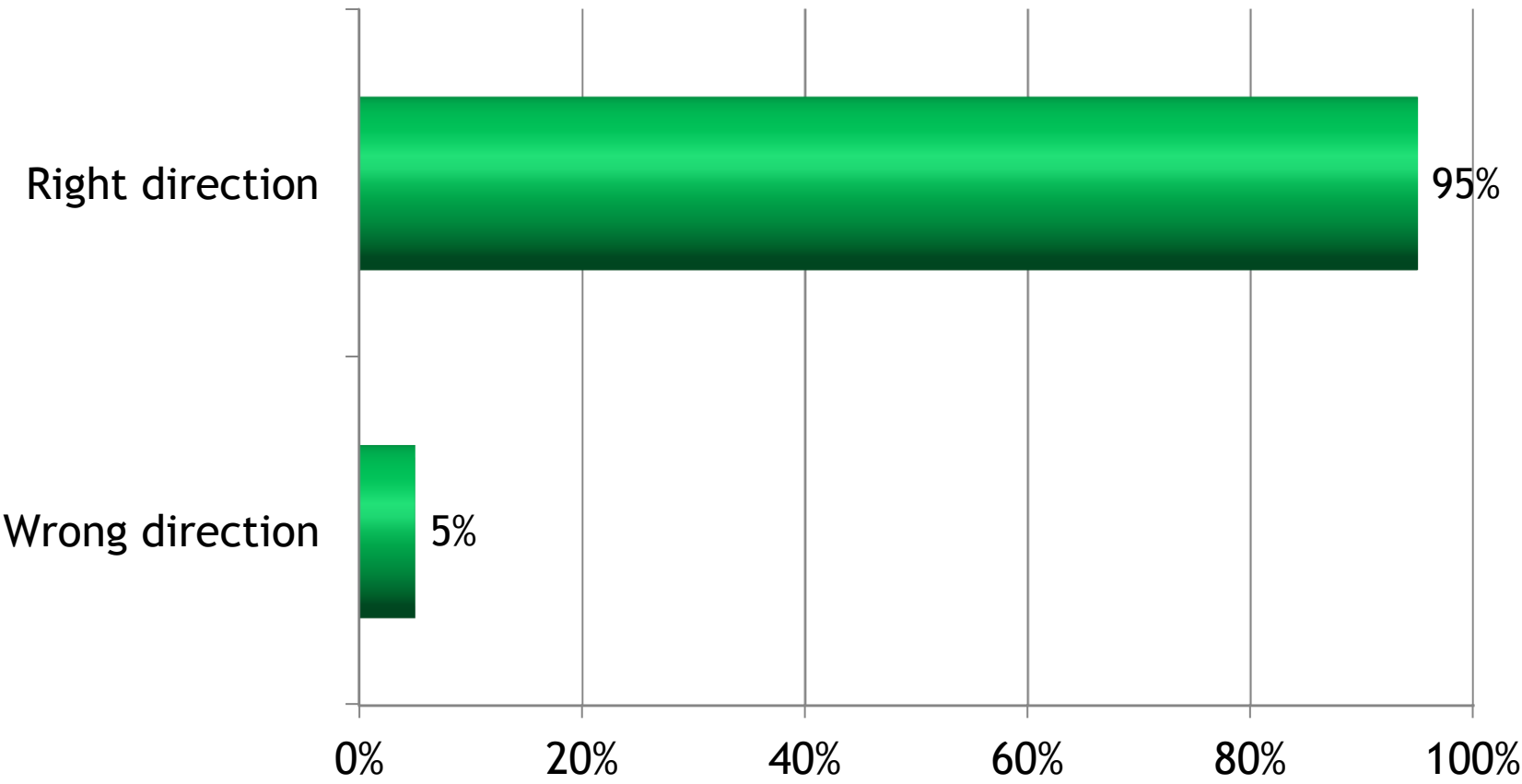
Would you say that things in Somaliland have improved over the past year, stayed the same or worsened?



## Would you say that things in Somaliland have improved over the past year, stayed the same or worsened? (By political party)

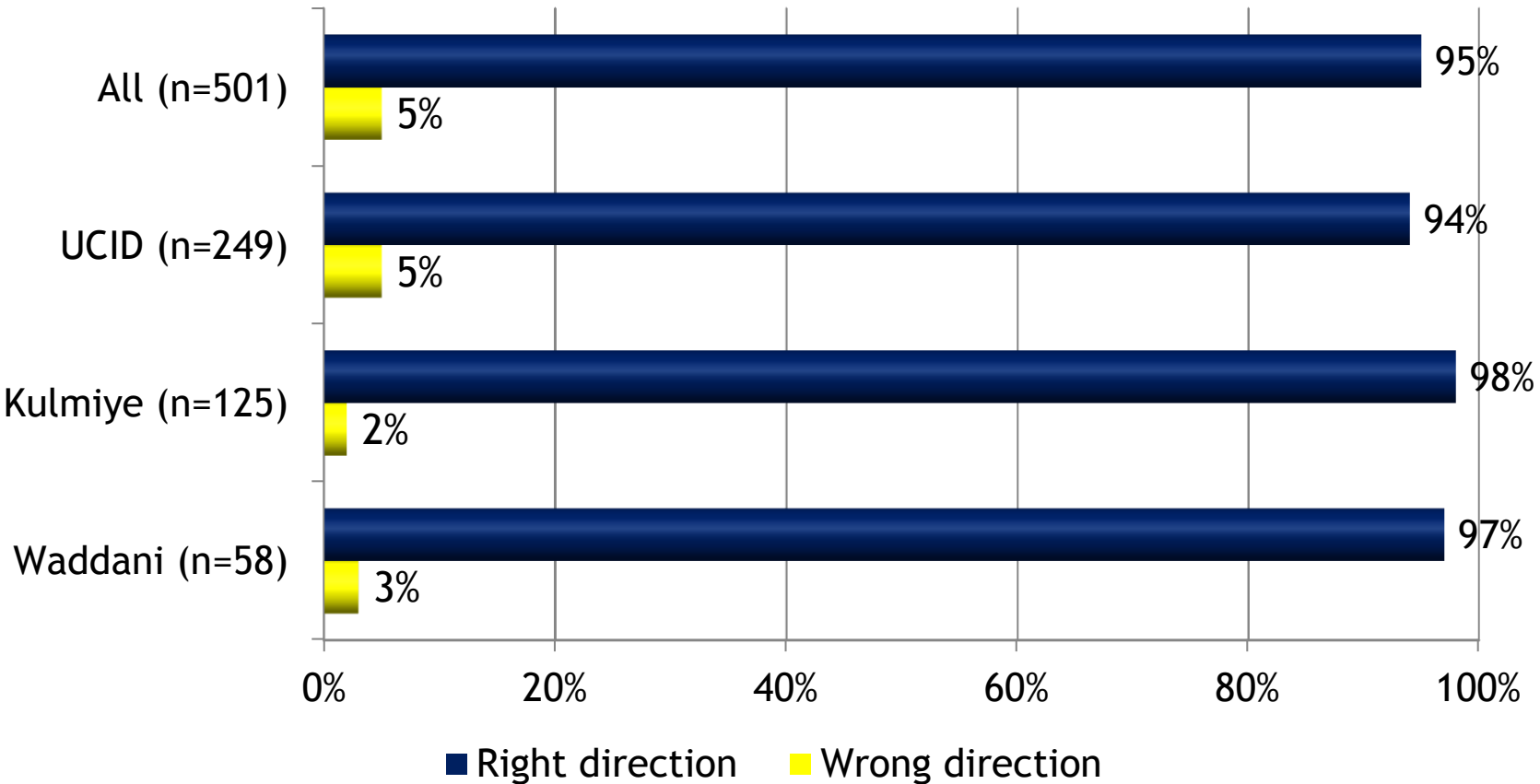


Overall, do you think things in Somaliland are headed in the right direction or the wrong direction?

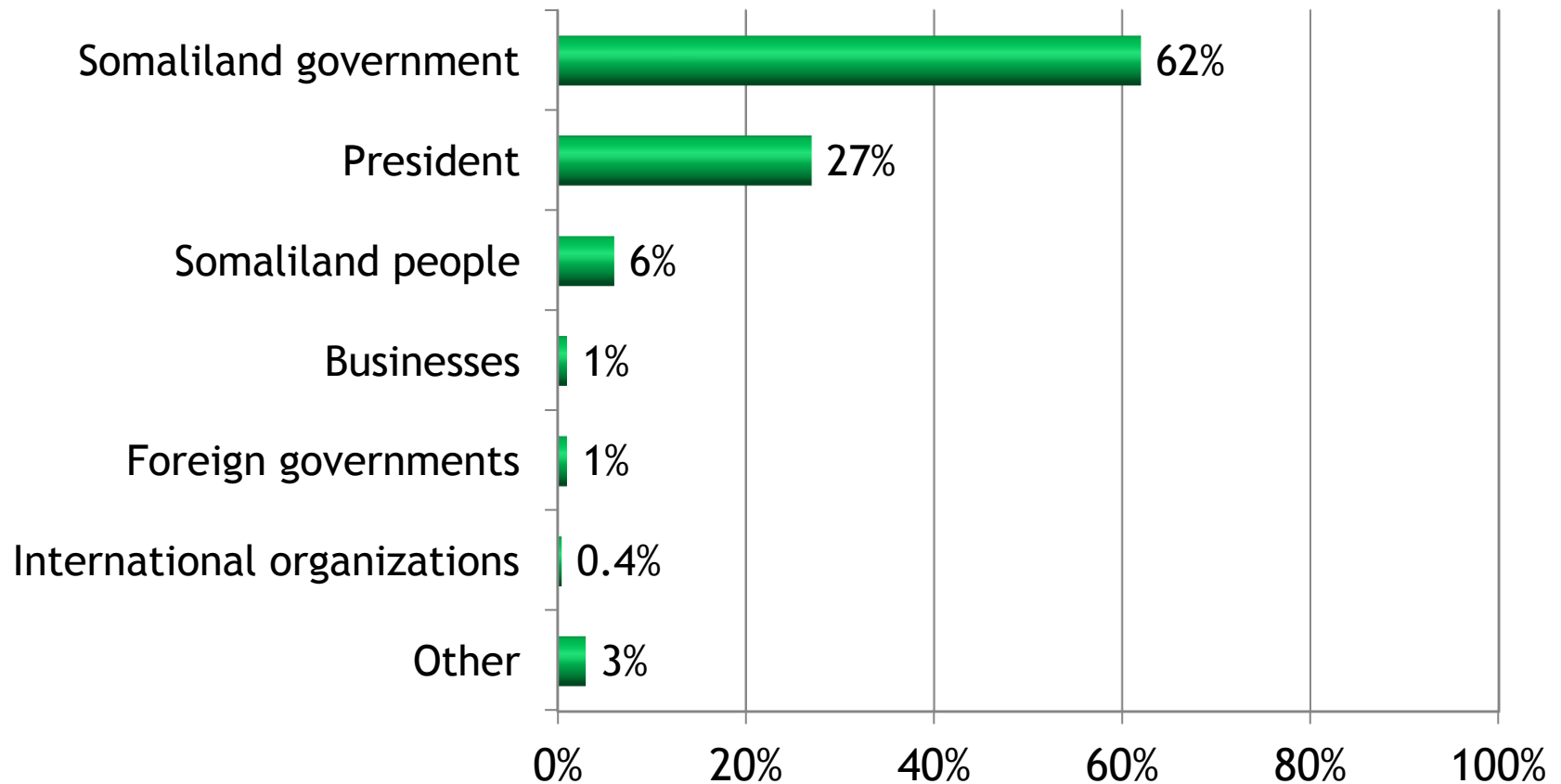




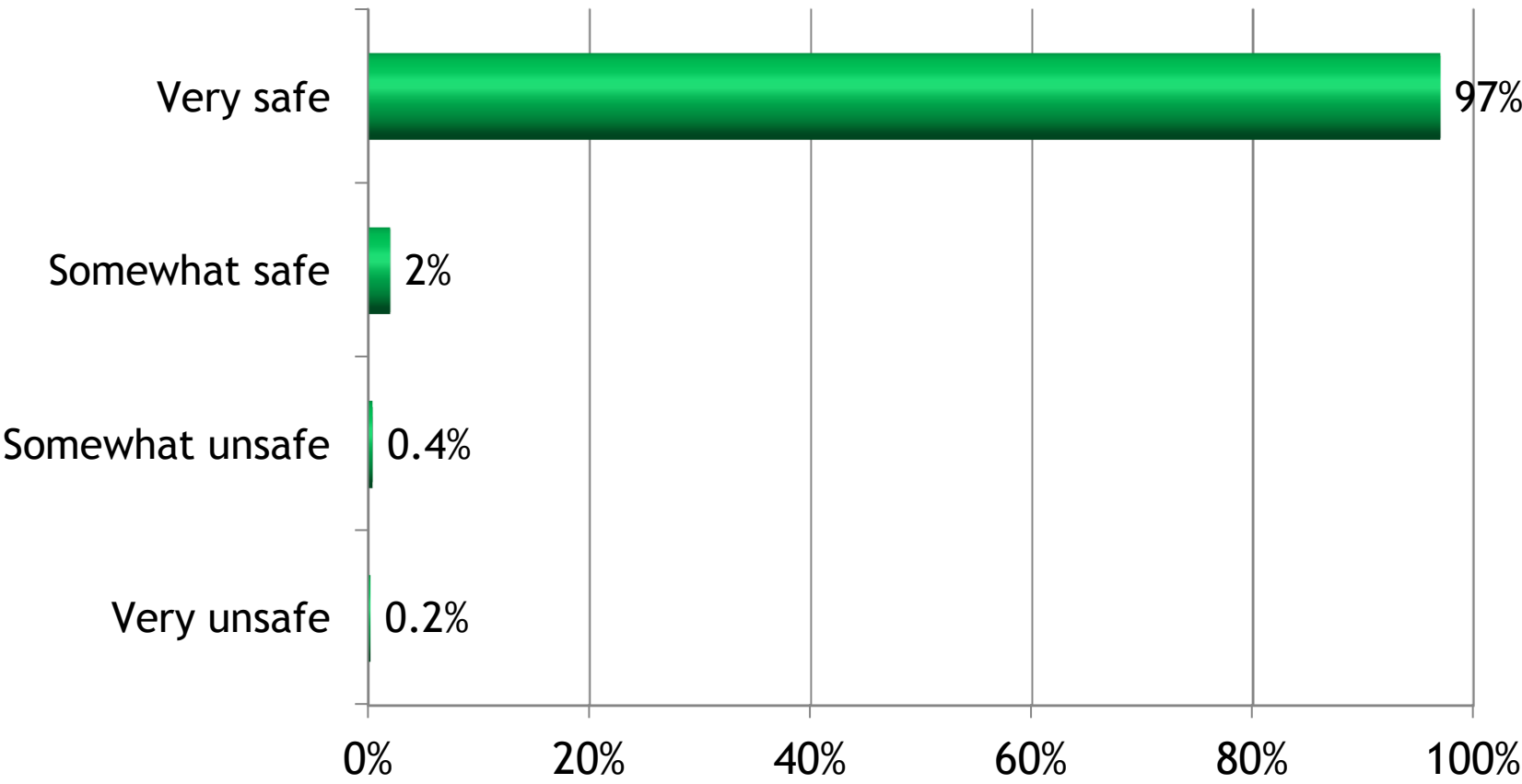
# Overall, do you think things in Somaliland are headed in the right direction or the wrong direction? (By political party)



# Who do you think is responsible for this? What particular group or person?



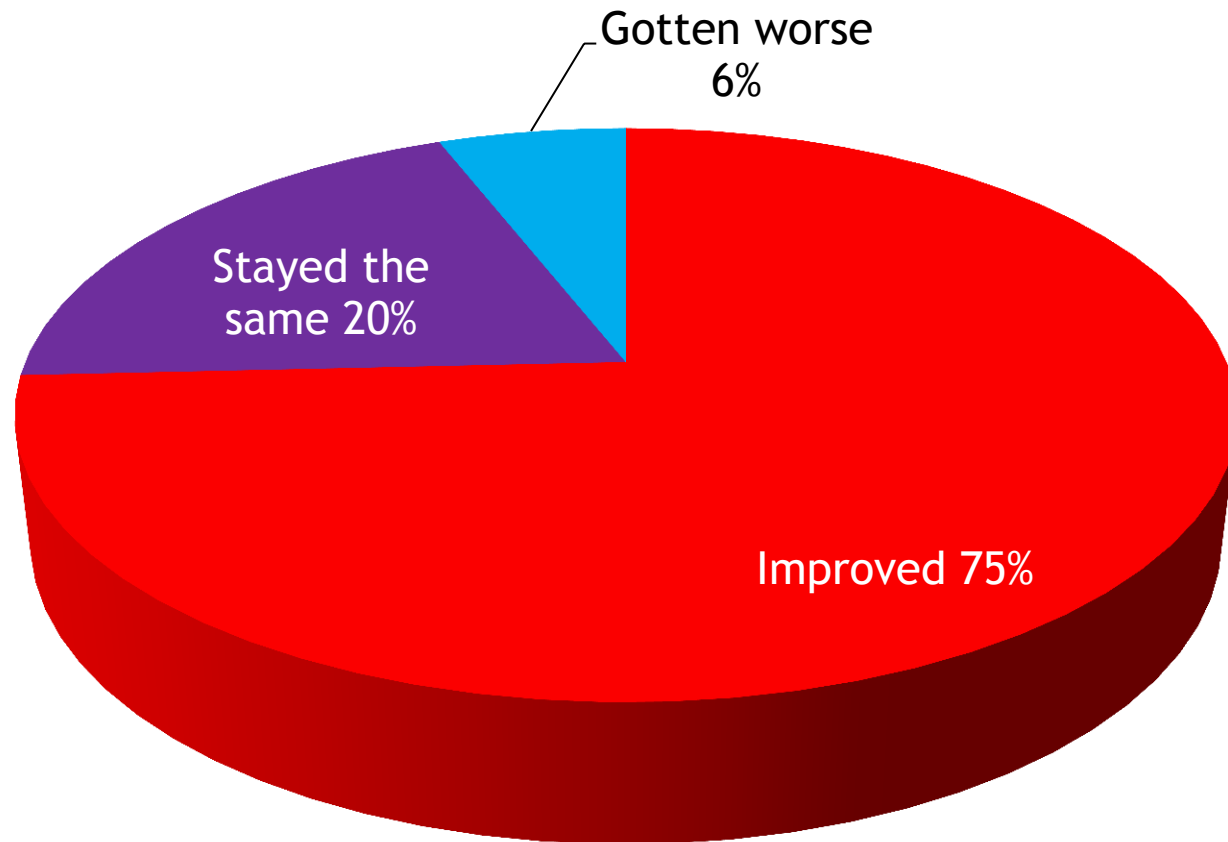
How safe do you feel in the area in which you live:  
very safe, somewhat safe, somewhat unsafe or very unsafe?



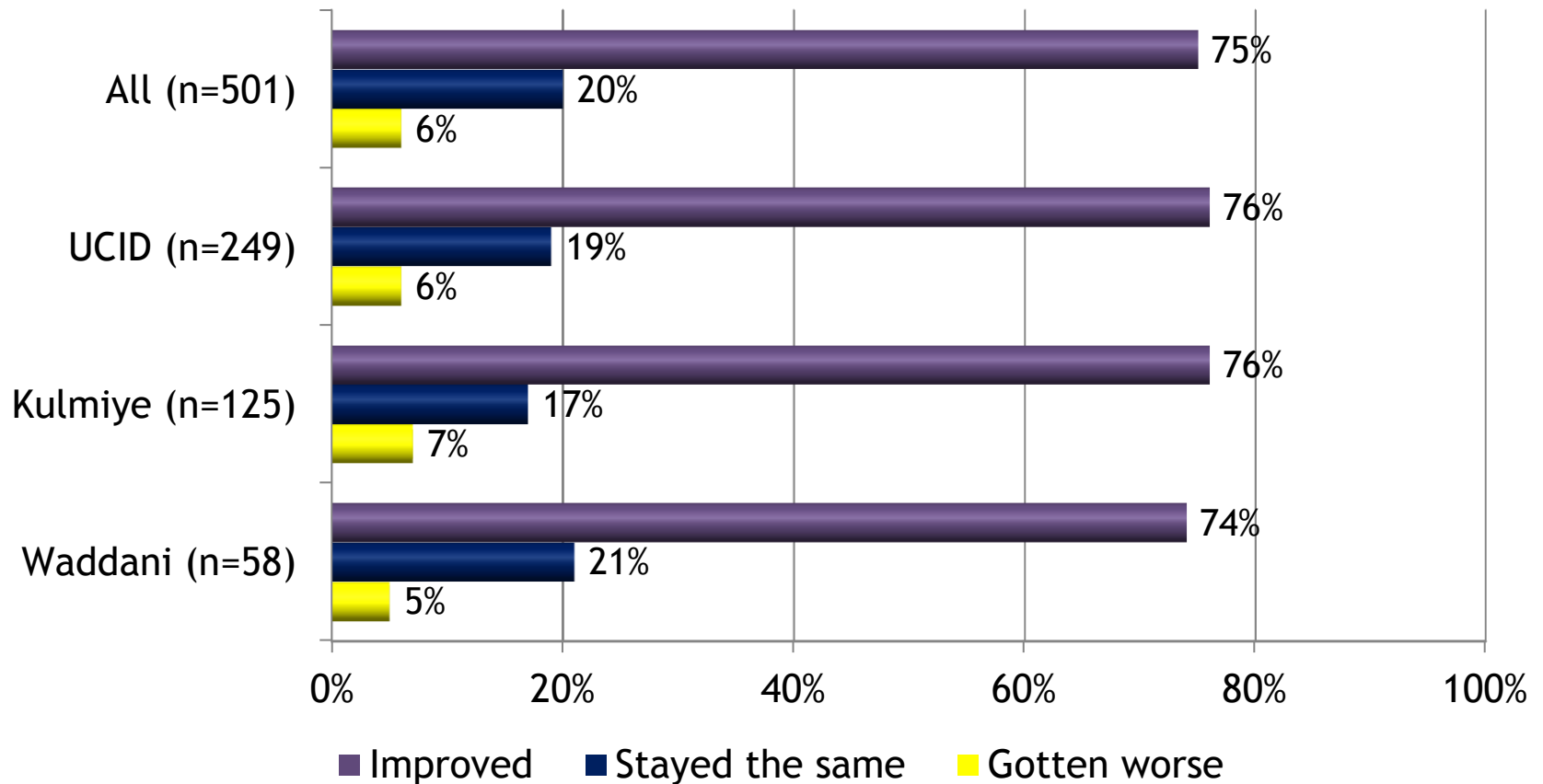
When thinking of Somaliland, which of the following do you fear most?  
And which of these are the second thing you fear most?

	1 <sup>st</sup> mention	2 <sup>nd</sup> mention
War/civil war/conflict	25%	10%
Bad economy/lack of jobs/poverty/opportunity	20%	19%
Political disintegration of Somaliland	12%	9%
Health/disease problems	7%	9%
Corruption	6%	10%
Insecurity/kidnapping	4%	6%
No opportunity for youth	4%	10%
Sectarian violence/conflict (ethnic/religious tensions)	4%	4%
Social/economic inequality	4%	6%
Poor governance/bad leaders	3%	5%
Bad elections/rigging of elections	3%	3%
Violence/conflict (in general)	2%	2%
Other	3%	3%

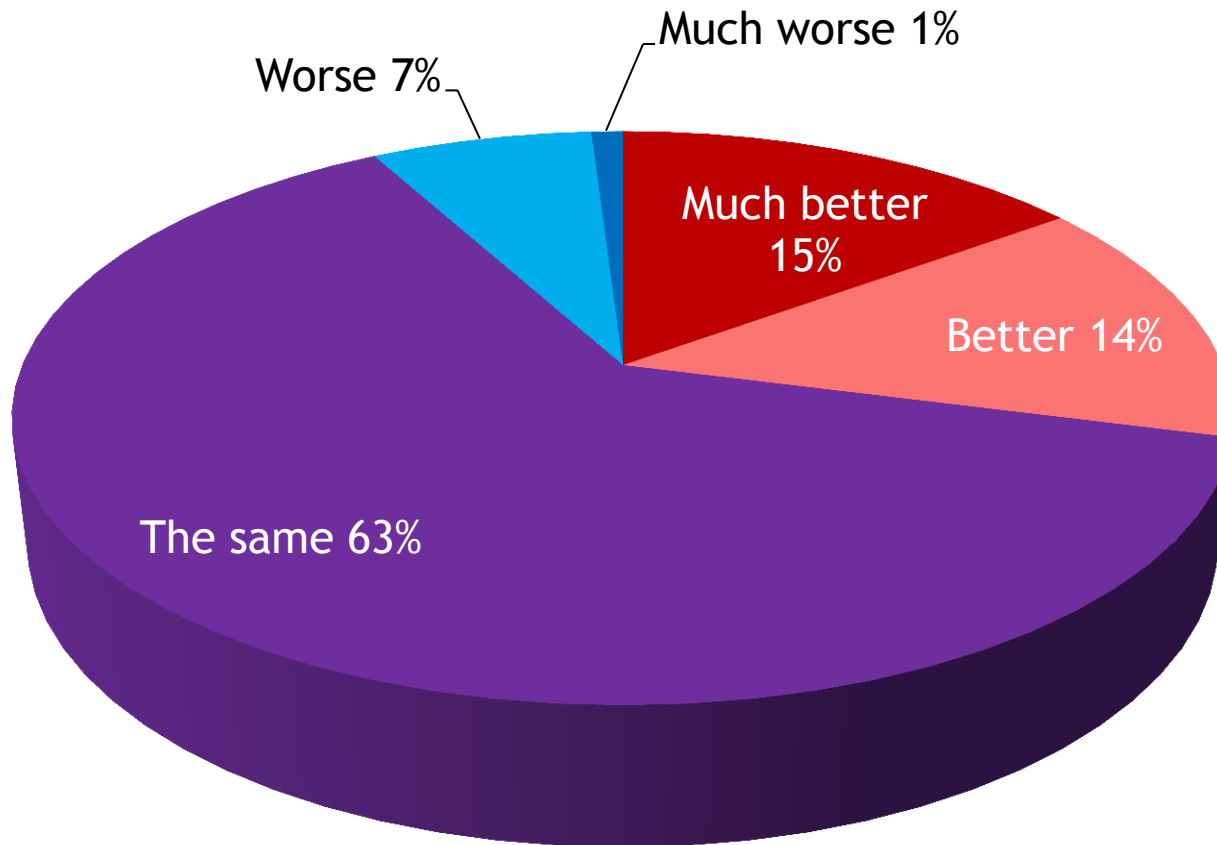
Thinking back to this time last year, has the economic situation for you and your family improved, stayed the same or gotten worse?



Thinking back to this time last year, has the economic situation for you and your family improved, stayed the same or gotten worse? (By political party)



In general, how would you compare your own and your family's economic situation to that of other Somalilanders?  
Is it much better, better, the same, worse or much worse?

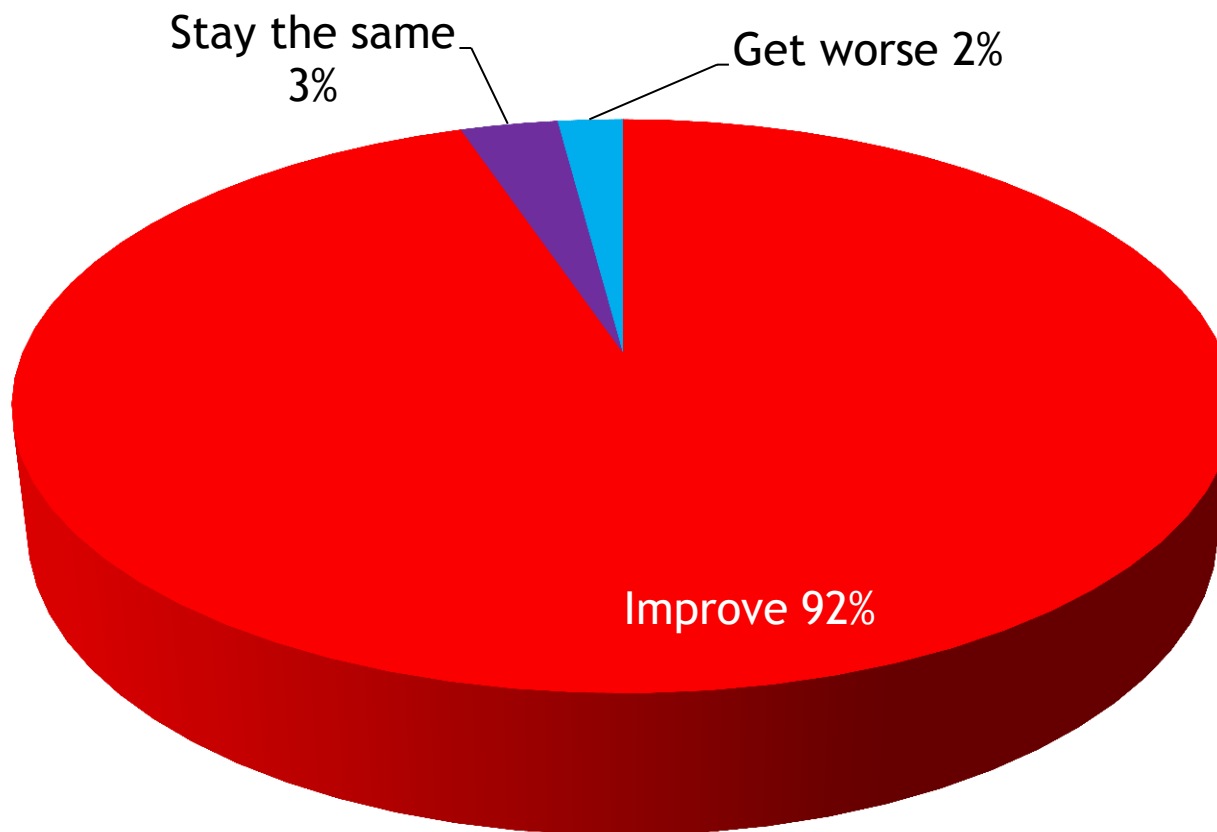


Over the past year, how often, if ever, have you or anyone in your family gone without:

	Daily	Weekly	Monthly	2-3 times a year	Never
Enough food to eat	3%	3%	8%	13%	73%
Enough clean water for home use	5%	2%	13%	22%	58%
Medicine or medical treatment	15%	4%	18%	23%	40%
Enough fuel for cooking	2%	2%	4%	7%	85%
Cash income	5%	7%	17%	23%	48%



In the next year, do you expect the economic situation for you and your family to improve, stay the same or get worse?



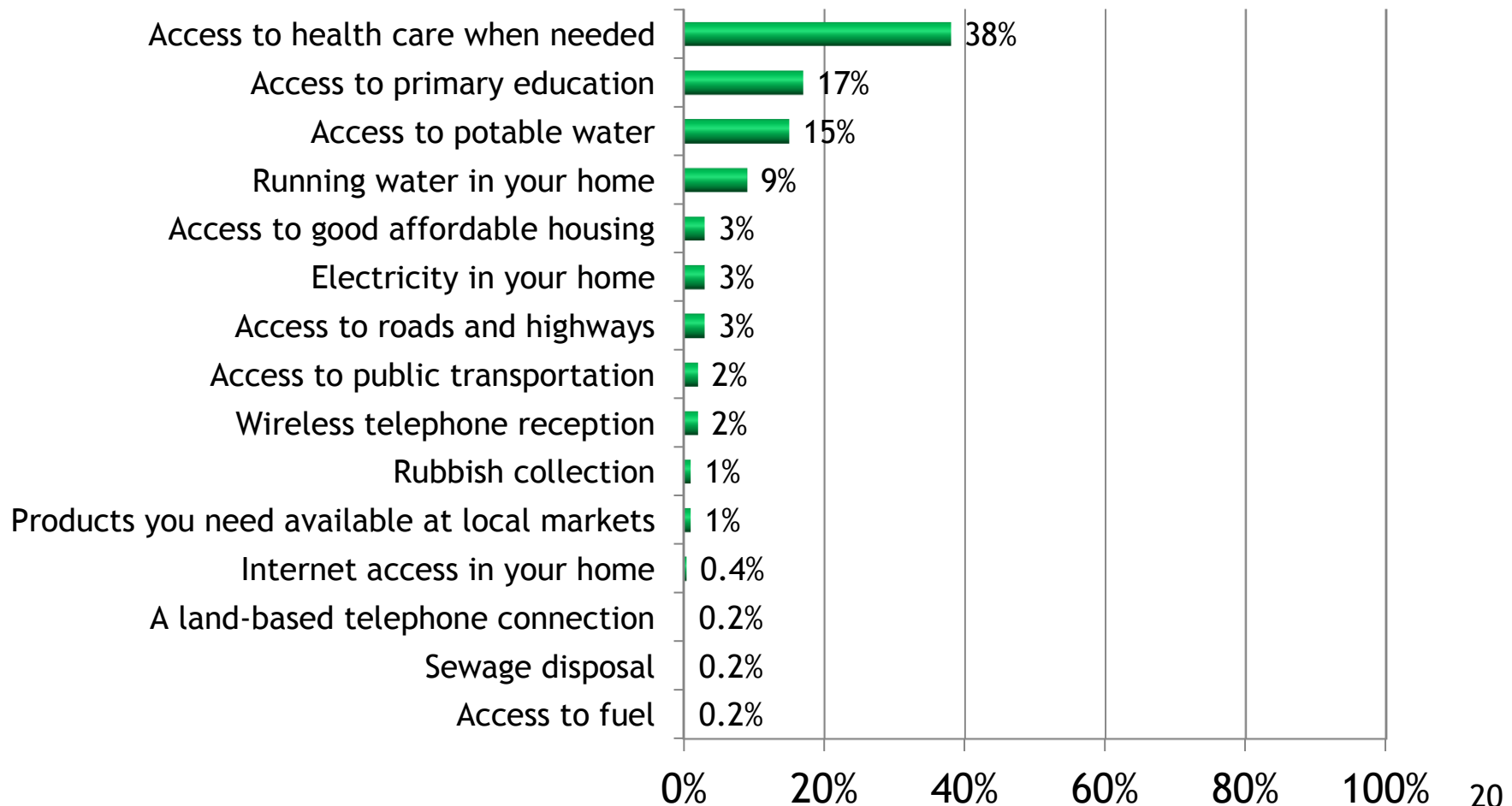
## What are your family's three greatest needs at the present time?

	1 <sup>st</sup> mention	2 <sup>nd</sup> mention	3 <sup>rd</sup> mention	Need the most
Access to health care when needed	46%	22%	2%	38%
Access to primary education	1%	18%	32%	17%
Access to potable water	4%	31%	7%	15%
Running water in your home	33%	1%	2%	9%
Access to good affordable housing	0%	0%	8%	3%
Electricity in your home	2%	7%	3%	3%
Access to roads and highways	0%	4%	15%	3%
Access to public transportation	11%	4%	0%	2%

## What are your family's three greatest needs at the present time (continued)?

	1 <sup>st</sup> mention	2 <sup>nd</sup> mention	3 <sup>rd</sup> mention	Need the most
Wireless telephone reception	1%	4%	2%	2%
Rubbish collection	1%	3%	4%	1%
Products you need available at local markets	0%	2%	11%	1%
Internet access in your home	0%	0%	1%	0%
A land-based telephone connection	1%	2%	0%	0%
Sewage disposal	0%	1%	2%	0%
Access to fuel	0%	0%	0%	0%
Other	0%	0%	11%	5%

And, of those three needs, which one do you feel you need the most?



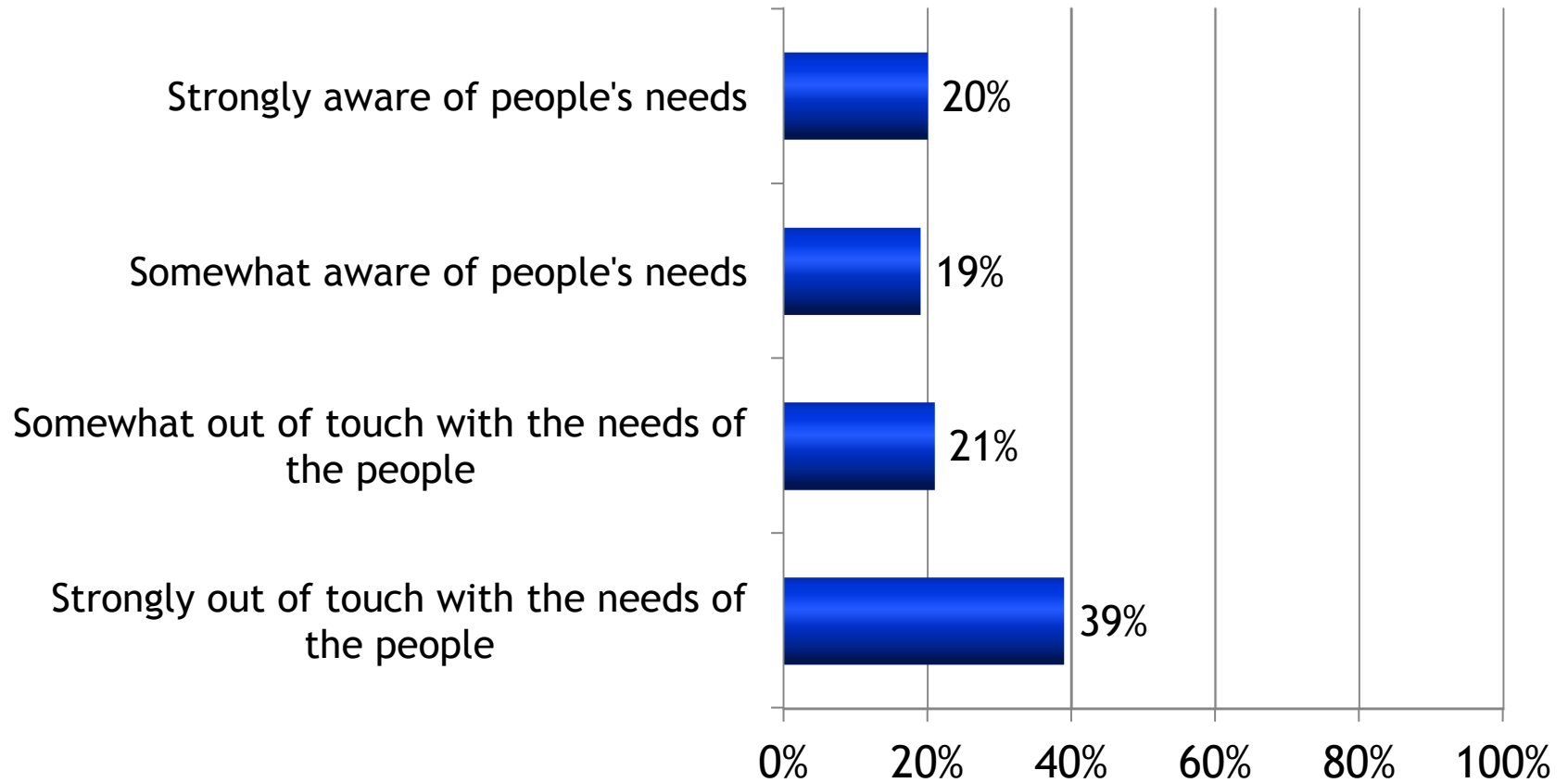
And, of those three needs, which one do you feel you need the most?

	All (n=501)	Male (n=274)	Female (n=227)	UCID (n=249)	Kulmiye (n=125)	Waddani (n=58)
Access to health care when needed	38%	39%	36%	41%	35%	38%
Access to primary education	17%	16%	17%	18%	15%	16%
Access to potable water	15%	16%	13%	13%	15%	17%
Running water in your home	9%	8%	11%	10%	7%	9%
Access to good affordable housing	3%	1%	5%	3%	5%	3%
Electricity in your home	3%	3%	3%	3%	3%	2%
Access to roads and highways	3%	3%	2%	2%	4%	5%
Access to public transportation	2%	1%	4%	2%	4%	2%
Wireless telephone reception	2%	3%	1%	2%	2%	2%
Rubbish collection	1%	1%	2%	1%	2%	2%
Products you need available at local markets	1%	1%	2%	1%	2%	2%
Internet access in your home	0%	1%	0%	0%	0%	0%
A land-based telephone connection	0%	0%	0%	0%	0%	0%
Sewage disposal	0%	0%	0%	0%	1%	0%

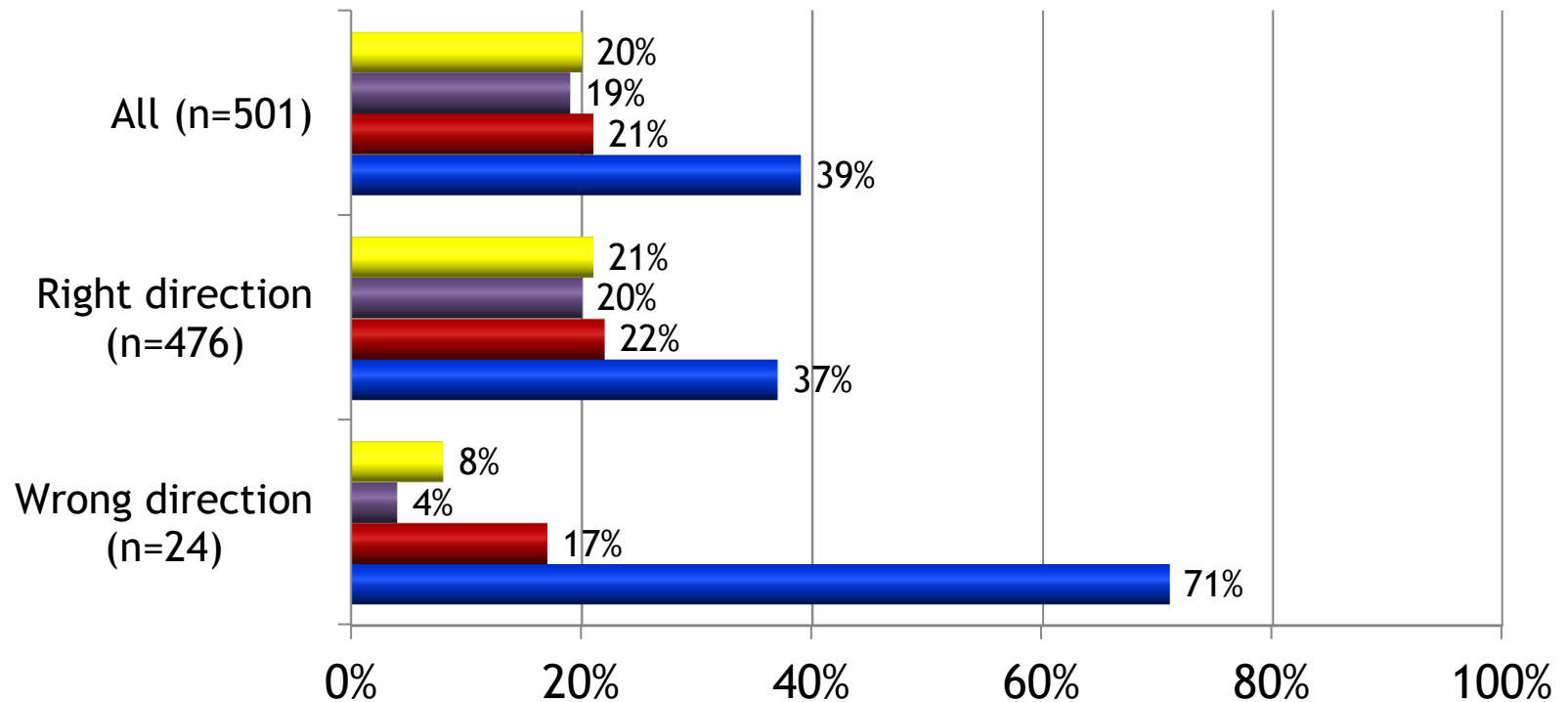
# Government Ability to Provide Services



Do you feel that the national government is out of touch with the needs of the people and is not doing enough to improve their situation? Or do you feel that the government is aware of the people's needs and is working to improve their situation? Do you feel that way strongly or somewhat?



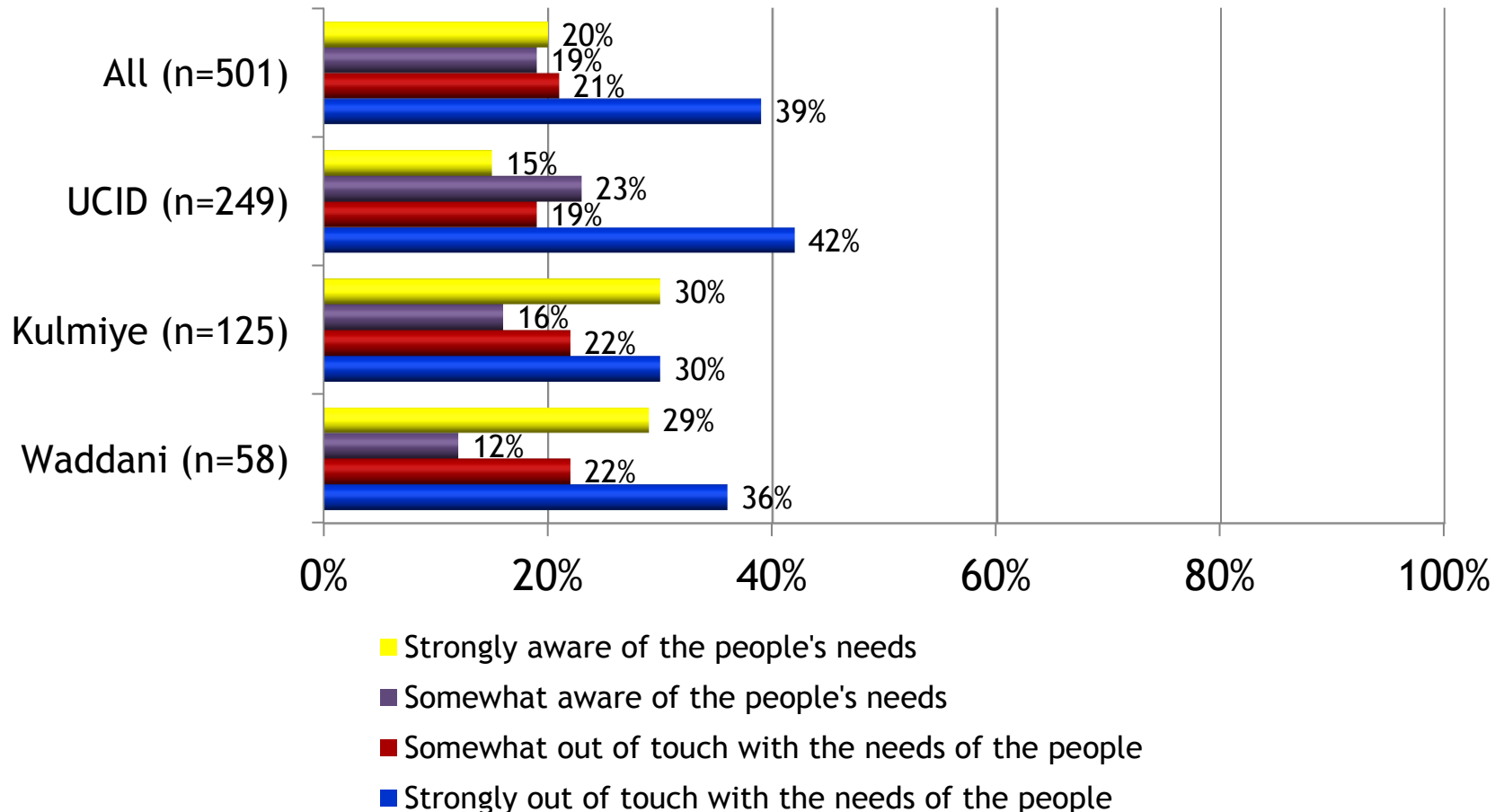
Do you feel that the national government is out of touch with the needs of the people and is not doing enough to improve their situation? Or do you feel that the government is aware of the people's needs and is working to improve their situation? Do you feel that way strongly or somewhat?



- Strongly aware of the people's needs
- Somewhat aware of the people's needs
- Somewhat out of touch with the needs of the people
- Strongly out of touch with the needs of the people



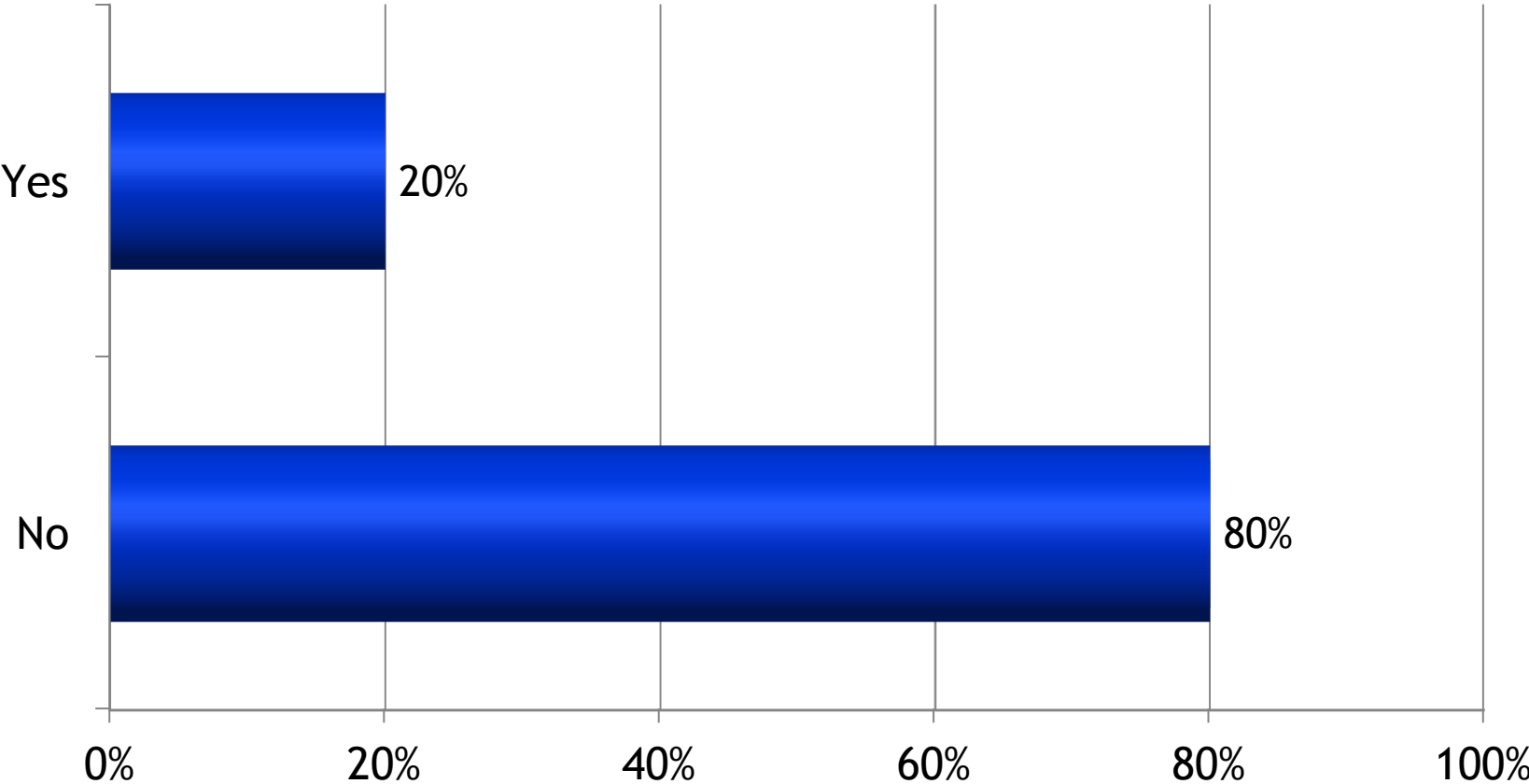
Do you feel that the national government is out of touch with the needs of the people and is not doing enough to improve their situation? Or do you feel that the government is aware of the people's needs and is working to improve their situation? Do you feel that way strongly or somewhat? (By political party)



Would you say the current national government is handling the following matters very well, fairly well, fairly badly or very badly?

	Very well	Fairly well	Fairly badly	Very badly
Managing the economy	42%	36%	10%	11%
Improving living standards of the poor	19%	22%	26%	33%
Creating jobs	13%	14%	26%	47%
Keeping prices down	14%	15%	22%	48%
Reducing crime	53%	26%	9%	11%
Improving basic health services	28%	30%	18%	24%
Addressing educational needs	36%	36%	11%	17%
Providing water and sanitation	21%	32%	23%	23%
Maintaining roads and bridges	21%	30%	20%	29%
Providing reliable supply of electricity	12%	15%	18%	50%

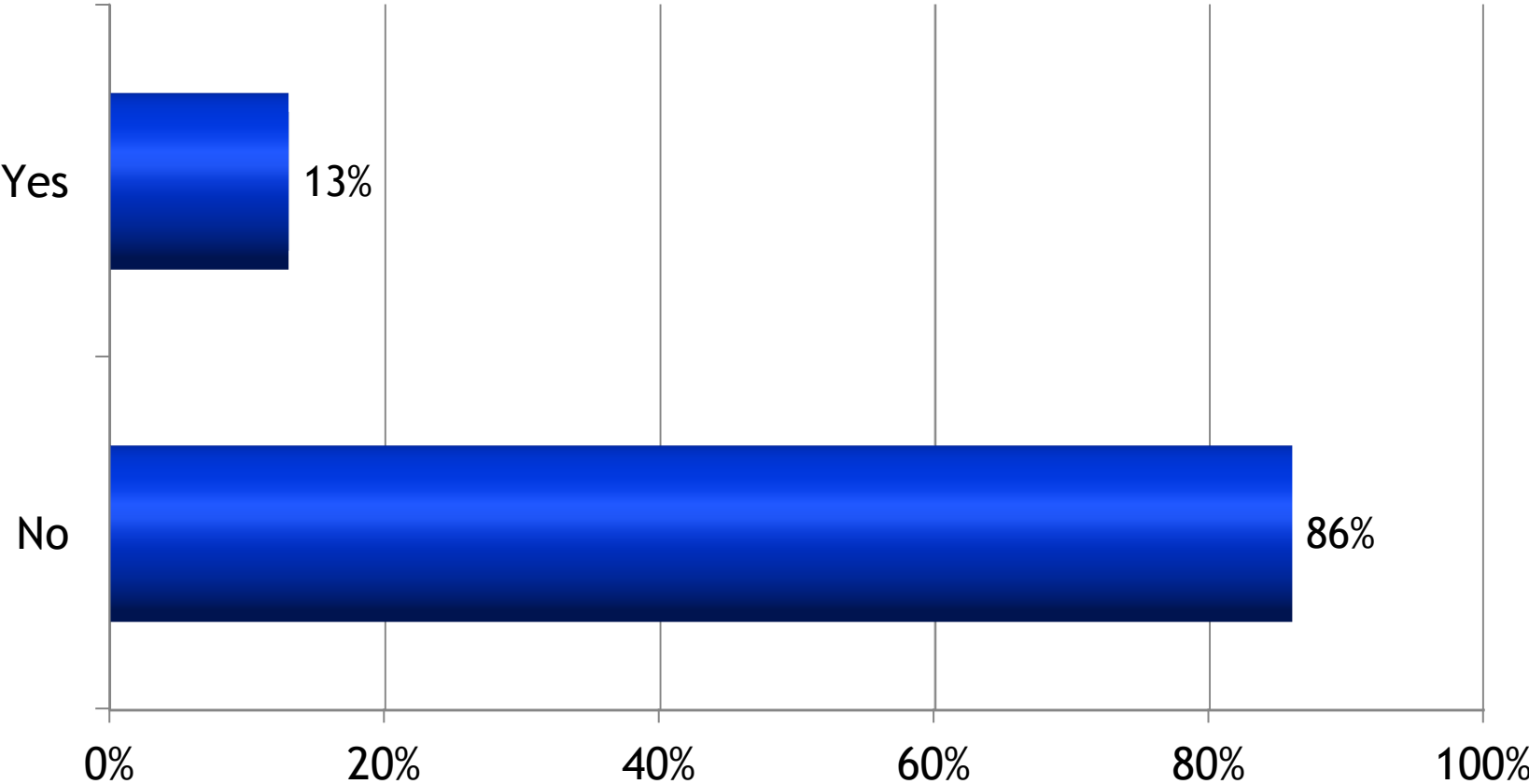
Have you yourself seen any problems with how local government was run before local elections in November 2012? (n=98)



How often, if at all, did you do any of the following in response to having seen these problems? (n=98)

	Every time	Several times	Once or twice	Never
Discuss the problems with others in your community	8%	29%	24%	40%
Join with others in your community to address the problem	6%	24%	27%	44%
Discuss the problem with community, religious or traditional leaders	17%	22%	16%	44%
Write a letter to a newspaper or call a radio show	1%	8%	8%	83%
Make a complaint to local government officials	7%	19%	19%	54%
Make a complaint to other government officials	5%	9%	10%	76%

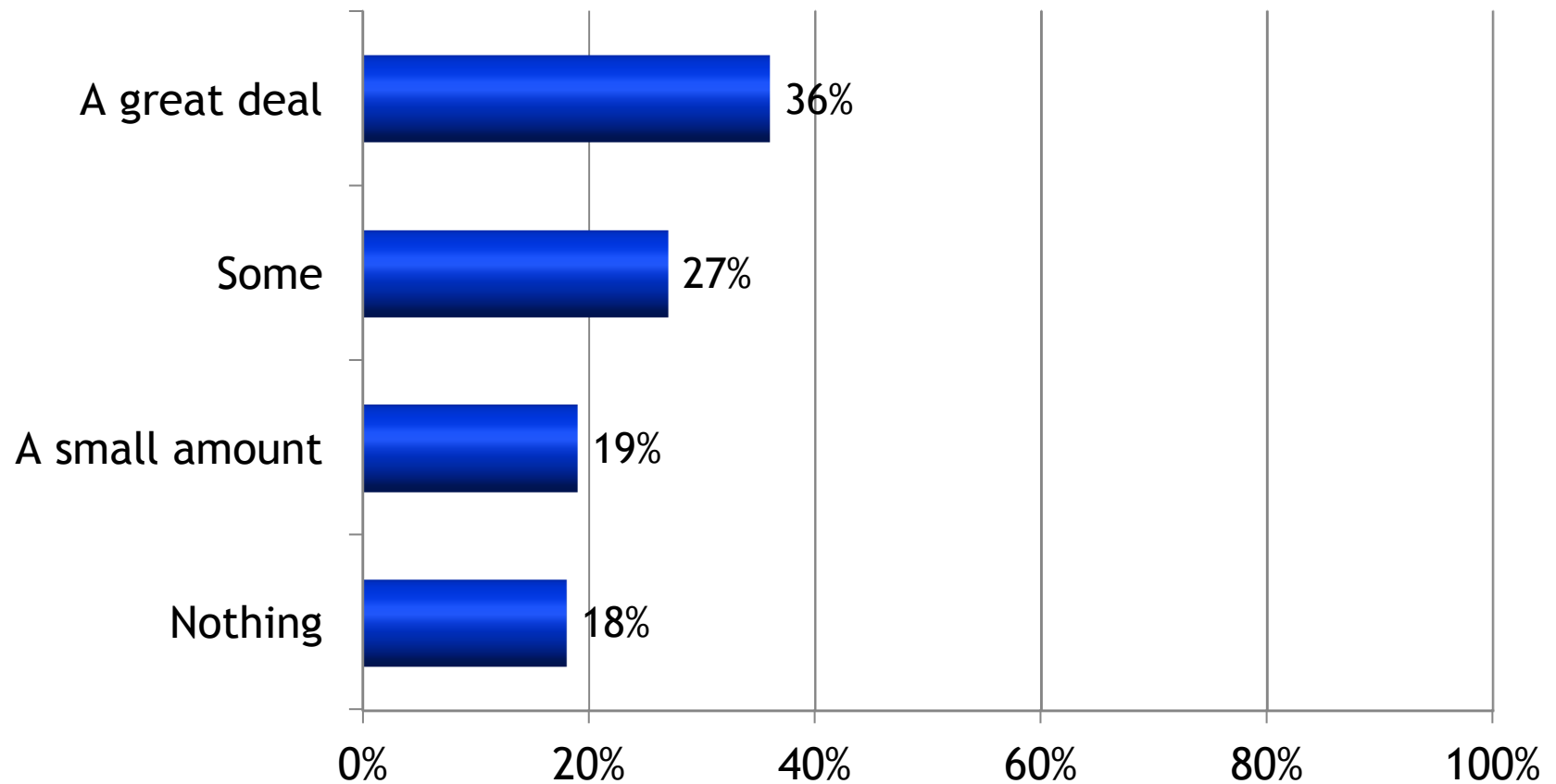
Have you yourself seen any problems with how local government was run after local elections in November 2012? (n=64)



How often, if at all, did you do any of the following in response to having seen these problems? (n=64)

	Every time	Several times	Once or twice	Never
Discuss the problems with others in your community	13%	31%	20%	36%
Join with others in your community to address the problem	5%	31%	23%	41%
Discuss the problem with community, religious or traditional leaders	20%	23%	20%	36%
Write a letter to a newspaper or call a radio show	0%	13%	11%	77%
Make a complaint to local government officials	8%	13%	27%	52%
Make a complaint to other government officials	0%	17%	13%	70%

When there are problems with how the local government is run in your community, how much do you think an ordinary person can do to improve the situation: a great deal, some, a small amount or nothing?



## What is the most important issue or problem facing Somaliland at the present time?

	1st mention n=500	2nd mention n=408	3rd mention n=148
International (lack of recognition/intervention of foreign countries/intervention of Somalia/lack of international relationships/lack of international support/lack of international aid)	35%	10%	11%
Economic (inflation/lack of development of the country/poor development/poor economy/poverty/shortage of the factories/the people need money/unemployment/lack of investment/poor production)	28%	40%	32%
Health care (lack of doctors/lack of drugs/lack of health centers/lack of maternal health centers/mother and child health/ministry of health is not working properly/poor health)	4%	3%	3%
Education (poor quality of universities/poor education/lack of education)	3%	4%	4%
Water (droughts/shortage or rain/lack of water/lack of well drills)	3%	6%	7%
Government (political crisis/dishonest leaders of the government/lack of leadership/lack of activities of the government/lack of respect of leaders/poor governance/lack of cooperation between the government and society)	3%	6%	7%
Environment (deforestation/grassland being taken by the people/vulnerability of the marine resources/less care of the environment/soil erosion)	3%	2%	2%
Transportation (poor transportation/rough roads)	2%	3%	3%
Agriculture (conflicts about the farms/shortage of the livestock/lack of farms/shortage of farming materials/poor farming)	0%	1%	2%
Other (corruption/instability/migration/tribalism/injustice/unfairness)	15%	25%	28%
No problem facing Somaliland	1%	0%	0%



## What is the most important local issue or problem facing your community at the present time?

	1st mention n=498	2nd mention n=422	3rd mention n=179
Health care (lack of centers/lack of doctors/lack of drugs/lack of maternal health centers/poor health/stagnant water)	23%	21%	17%
Water (lack of water/lack of water catchment/lack of water pipes/shortage of wells/droughts/well protected water/shortage of rain)	18%	19%	18%
Education (lack of education/lack of university/lack of schools/poor quality of teachers)	16%	14%	12%
Environment (deforestation/lack of grassland/donkeys disturbing area/disturbance of monkeys/environmental protection/extinction of wild animals/soil erosion/grassland taken by the people)	10%	7%	6%
Transportation (lack of transportation/rough roads)	8%	5%	8%
Economic (inflation/lack of international aid/lack of investment/lack of wealth/poor development of the country/poor economy/unemployment)	7%	10%	6%
Agriculture (useless farms/lack of crops/disputes of the farms/poor farms/lack of farming materials/poor production/shortage of livestock)	4%	4%	5%
Sanitation (lack of latrines/lack of sewages/poor hygiene and sanitation/poor waste disposal)	3%	4%	3%
Government (lack of activity/lack of awareness of government/poor connection between government and people/poor quality of local government/poor governance/ the mayor/society does not support the government/no interaction with government)	2%	2%	3%
Other (lack of charcoal/lack of help/lack of electricity/lack of police station/social conflicts)	10%	13%	21%
No problem facing our community	1%	0%	1%

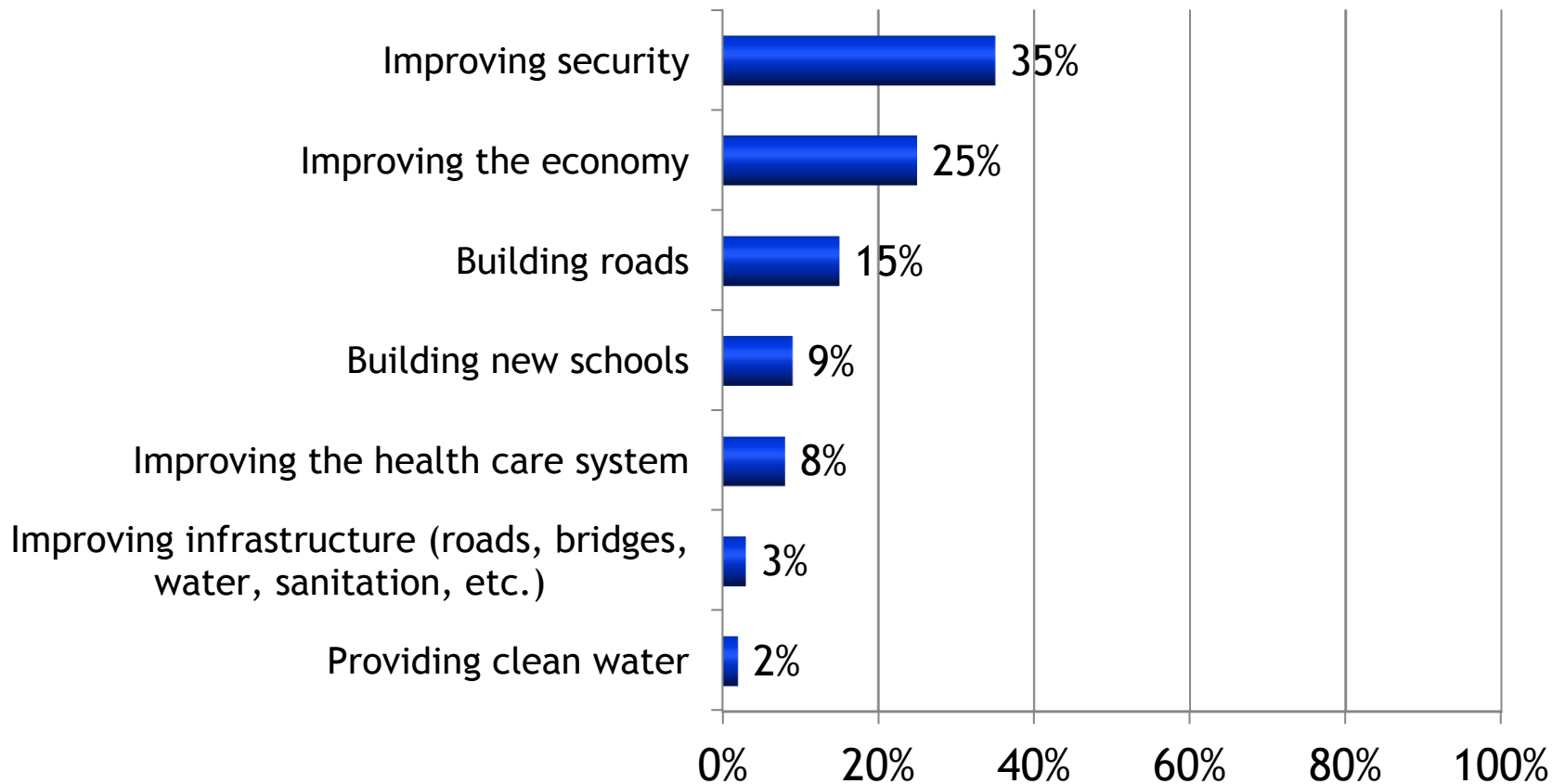
Who do you think actually has primary responsibility for managing each of the following tasks? Is it the central government, local government, traditional leaders or members of your community?

	National (Somaliland) government	Local (district) government	Traditional leaders	Members of the community	None of them
Keeping the community clean	12%	68%	6%	11%	1%
Managing schools	59%	27%	7%	5%	0%
Collecting income taxes	10%	82%	4%	1%	0%
Solving local disputes	22%	14%	54%	6%	0%
Allocating land	8%	76%	11%	2%	0%
Protecting rivers and forest	20%	29%	19%	25%	3%
Maintaining law and order	41%	19%	23%	10%	3%

Now, I am going to read you a list of things that the government could try to do. For each one, please tell me whether you think it is a very high priority, a priority, a low priority or not a priority at all.

	Very high priority	Priority	Low priority	Not a priority at all
Improving the economy	65%	29%	3%	2%
Building roads	59%	27%	10%	3%
Improving the health care system	63%	23%	9%	5%
Providing clean water	55%	24%	13%	7%
Improving security	76%	19%	3%	2%
Building new schools	54%	32%	11%	3%
Improving infrastructure (roads, bridges, water, sanitation, etc.)	49%	30%	13%	7%

And, which should be the top priority of the government?



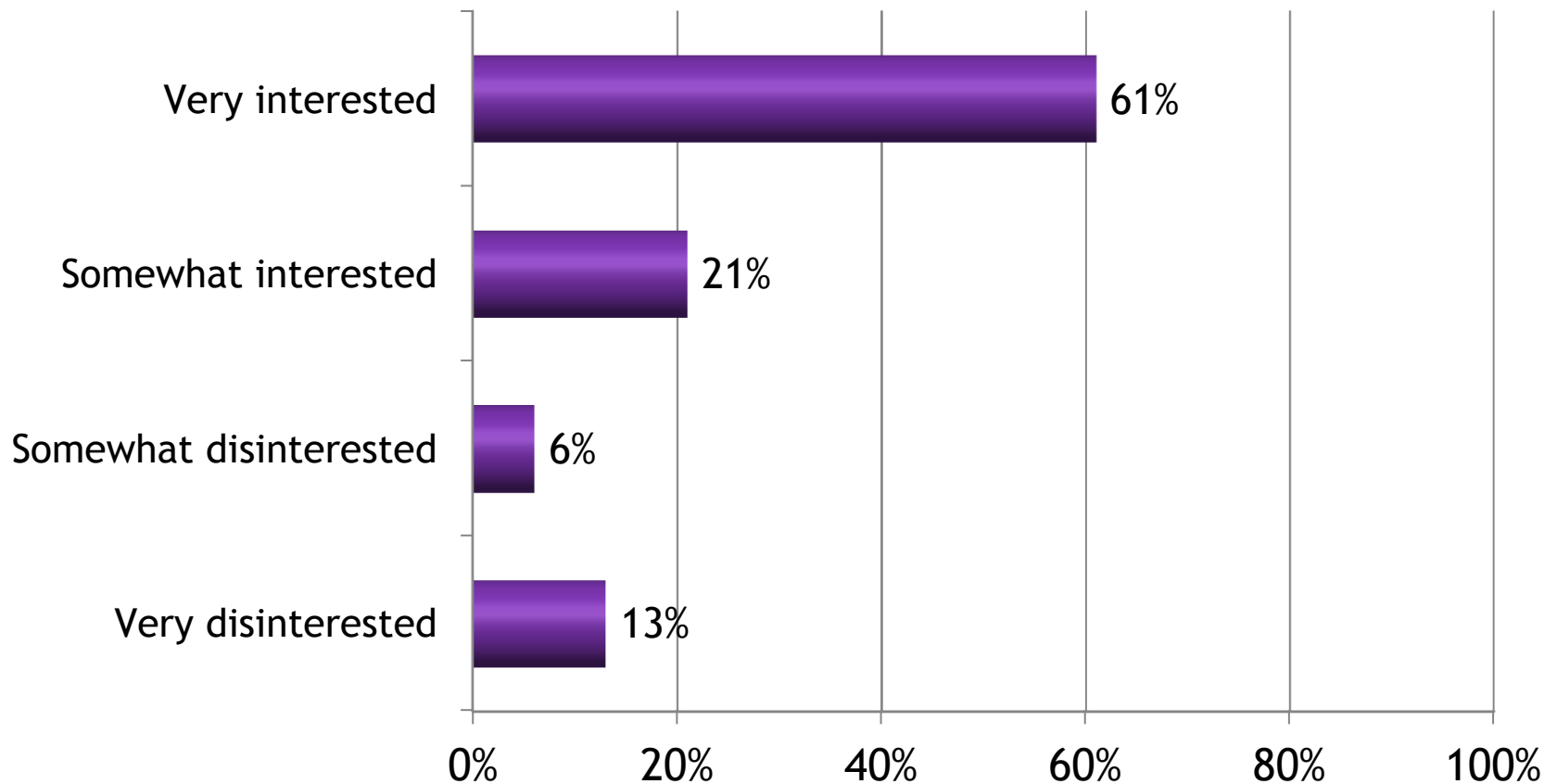
And, which should be the top priority of the government? (By political party)

	All (n=501)	UCID (n=249)	Kulmiye (n=125)	Waddani (n=58)
Improving security	35%	35%	32%	43%
Improving the economy	25%	25%	22%	22%
Building roads	15%	15%	14%	19%
Building new schools	9%	8%	11%	10%
Improving the health care system	8%	8%	12%	5%
Improving infrastructure (roads, bridges, water, sanitation, etc.)	3%	4%	5%	0%
Providing clean water	2%	4%	2%	0%

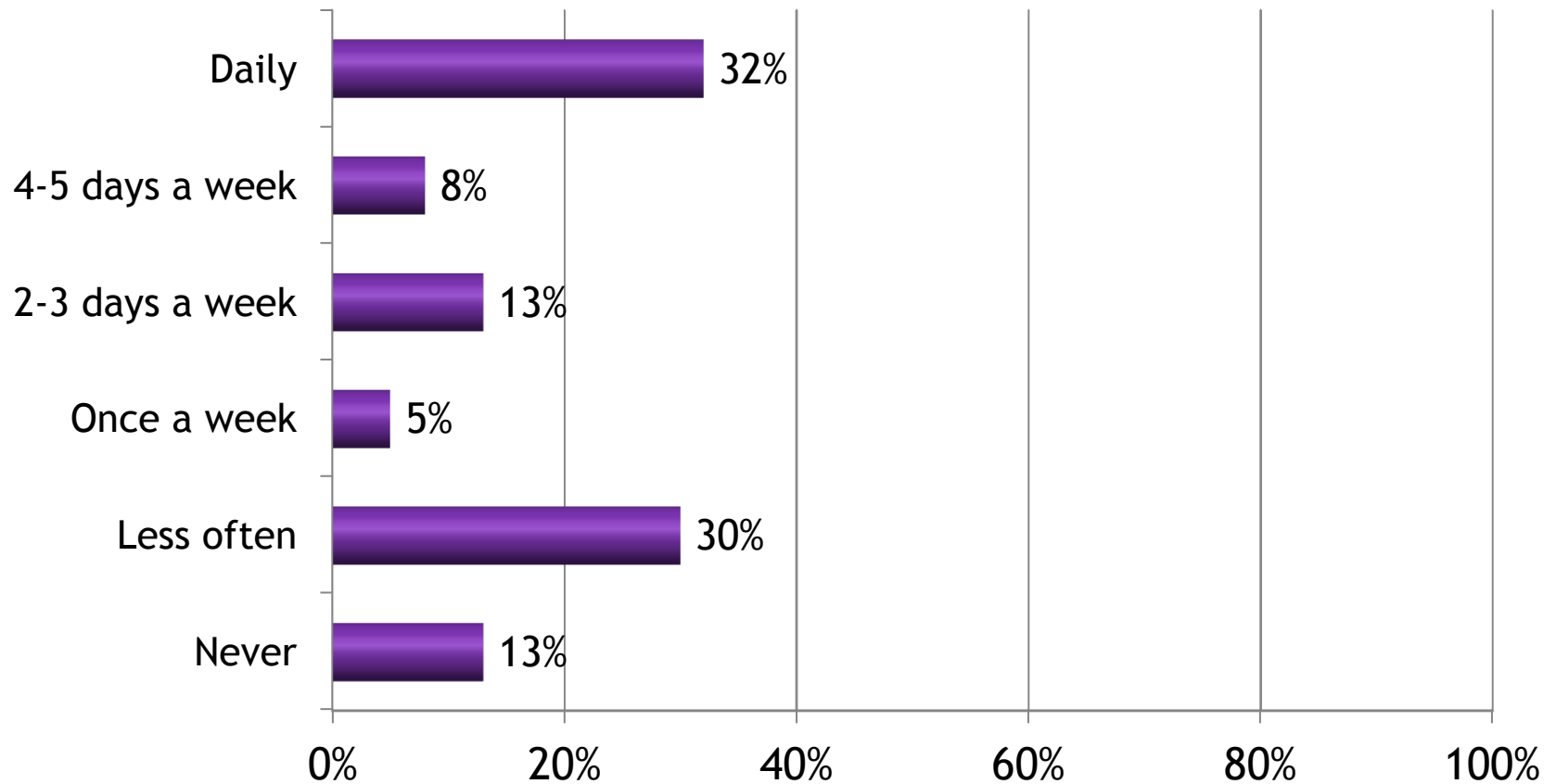
# News and Media Habits



In general, how interested are you in following the news about government, politics and current events? Are you very interested, somewhat interested, somewhat disinterested or very disinterested?

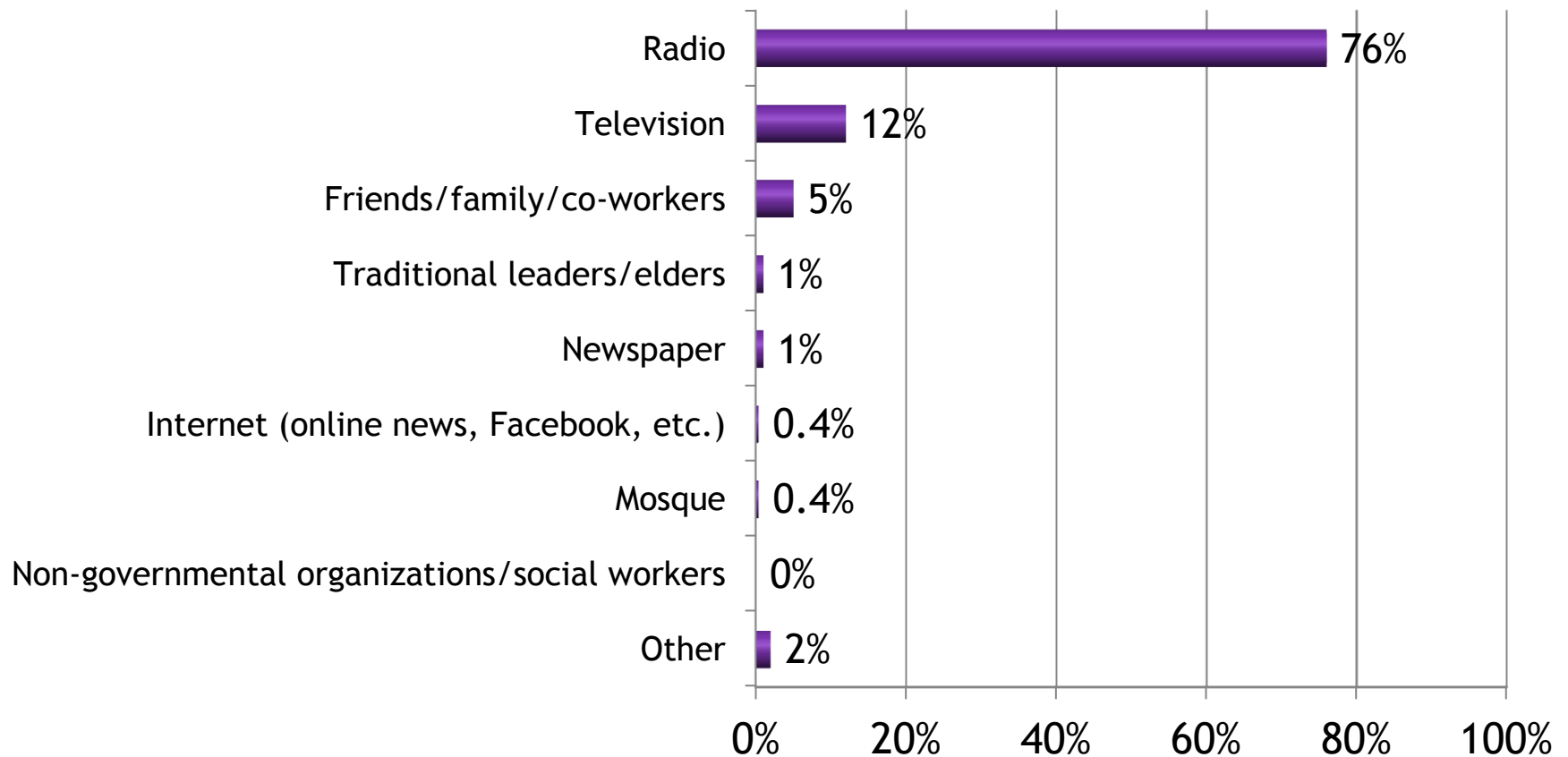


## How often do you read or watch the news?





## What is your main source of information for news and information about political leaders?



How much confidence do you have in each of these information sources? For each one please tell me whether you have a lot of confidence, some confidence, not very much confidence or no confidence at all.

	A lot of confidence	Some confidence	Not very much confidence	No confidence at all
Television	38%	21%	11%	13%
Radio	68%	20%	3%	5%
Newspaper	22%	15%	11%	25%
Internet (online news, Facebook, etc.)	11%	6%	7%	22%
Friends/family/co-workers	44%	33%	9%	12%
Traditional leaders/elders	63%	23%	3%	8%
Non-governmental organizations/social workers	21%	20%	19%	28%
Mosque	87%	7%	1%	4%

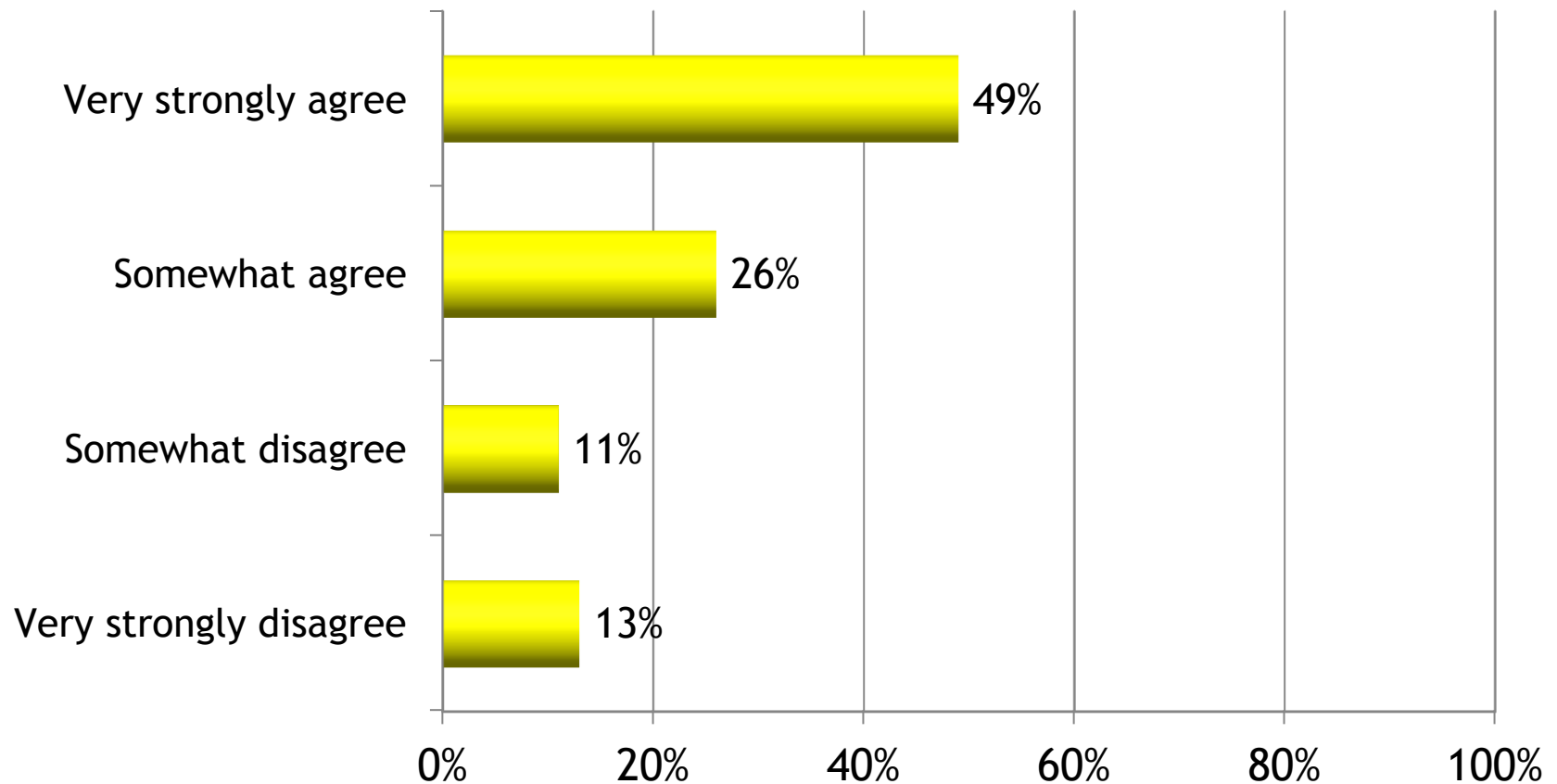
# Politics and Political Parties



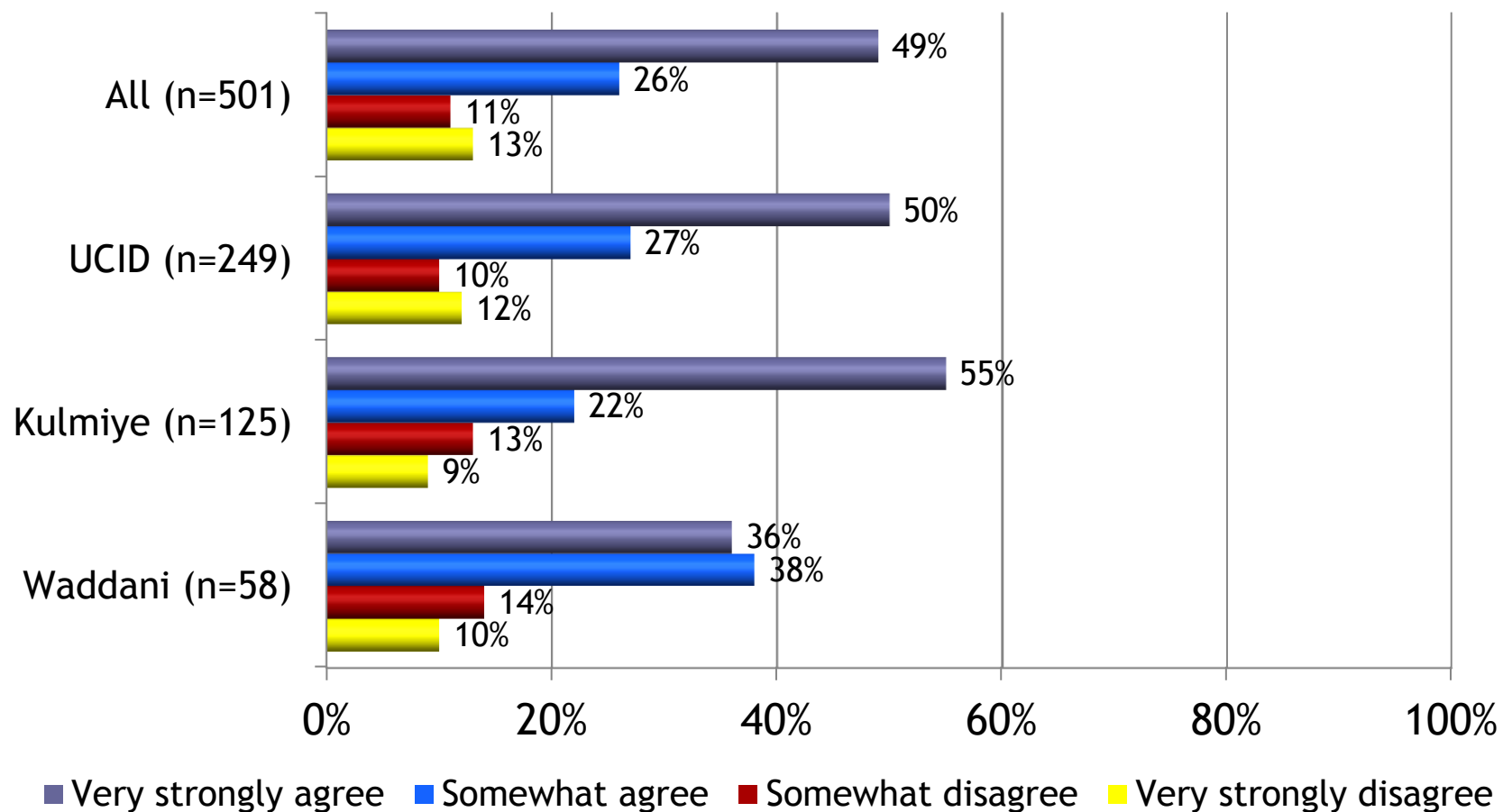
Now, I will read you a list of organizations and leaders. For each one, please tell me whether you think very favorably, favorably, unfavorably or very unfavorably about each of them.

	Very favorably	Favorably	Unfavorably	Very unfavorably
President	72%	20%	3%	5%
Parliament	45%	32%	9%	11%
Salaxley mayor	61%	18%	9%	10%
Salaxley District Council	59%	22%	10%	8%
Waddani	33%	27%	18%	19%
UCID	69%	15%	6%	8%
Kulmiye	49%	26%	9%	14%
Religious leaders	92%	5%	1%	1%
Your clan leaders	86%	10%	2%	2%
Other clans' leaders	53%	23%	12%	11%
Local non-governmental organizations	32%	29%	16%	19%
Foreign non-governmental organizations	26%	23%	18%	28%

How strongly do you agree or disagree with the following statement?  
“In Somaliland, political parties discuss issues and priorities that closely match those of the people.”



How strongly do you agree or disagree with the following statement?  
“In Somaliland, political parties discuss issues and priorities that closely match those of the people.”



How much of the time do you think the following leaders listen to what people like you have to say?

	Always	Often	Some-times	Never
National government representatives	24%	26%	25%	23%
Members of Parliament	15%	28%	26%	28%
Local government representatives	30%	28%	25%	15%
Traditional leaders/elders	60%	24%	11%	5%
Religious leaders	75%	16%	6%	3%

How much of the time do you think the following leaders listen to what people like you have to say? (By age)

**National government representatives**

	Always	Often	Some-times	Never
All (n=501)	24%	26%	25%	23%
Females (n=227)	41%	19%	22%	14%
Males (n=274)	10%	31%	27%	30%
16 to 25 (n=181)	27%	27%	28%	18%
26 to 35 (n=153)	27%	26%	22%	24%
36 to 45 (n=79)	19%	24%	28%	27%
46 to 55 (n=50)	20%	26%	20%	32%
56 to 65 (n=28)	14%	29%	29%	21%
66+ (n=10)	20%	40%	10%	30%



How much of the time do you think the following leaders listen to what people like you have to say? (By age)

**Members of Parliament**

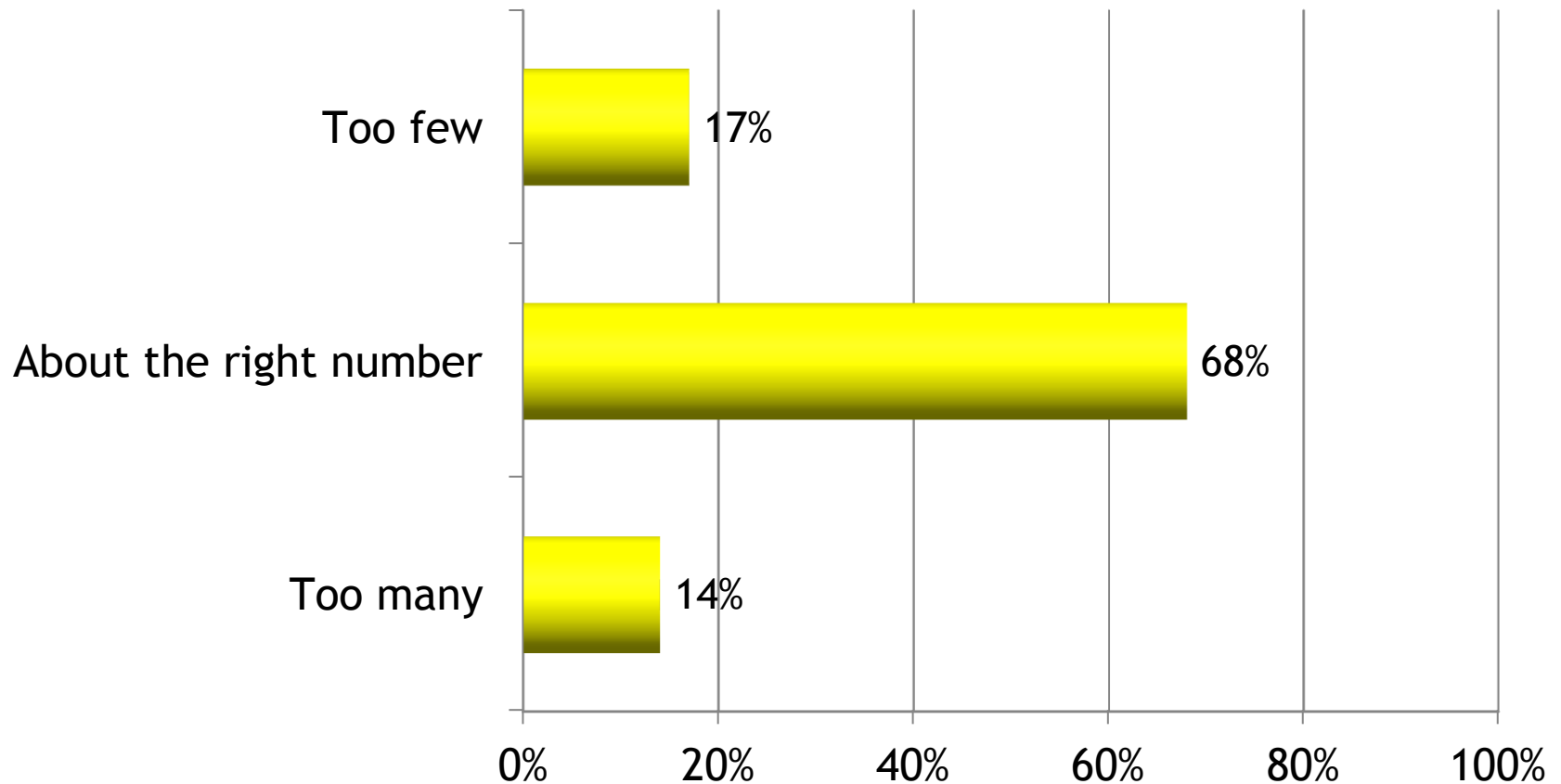
	Always	Often	Some-times	Never
All (n=501)	15%	28%	26%	28%
Females (n=227)	24%	27%	25%	20%
Males (n=274)	8%	28%	28%	34%
16 to 25 (n=181)	17%	26%	31%	24%
26 to 35 (n=153)	15%	31%	25%	25%
36 to 45 (n=79)	10%	30%	23%	35%
46 to 55 (n=50)	12%	22%	22%	38%
56 to 65 (n=28)	21%	29%	21%	21%
66+ (n=10)	30%	20%	10%	30%

How much of the time do you think the following leaders listen to what people like you have to say? (By age)

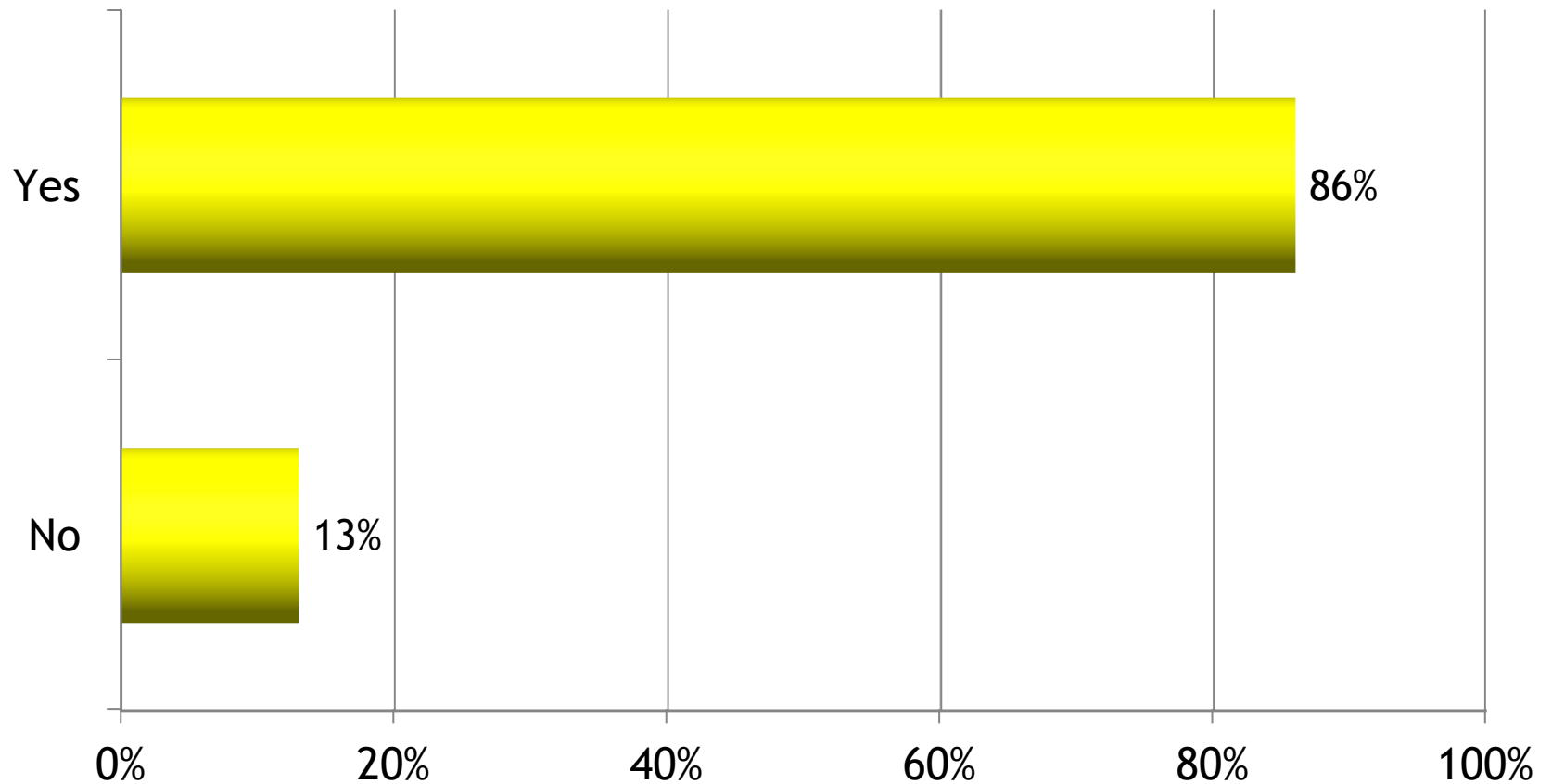
**Local government representatives**

	Always	Often	Some-times	Never
All (n=501)	30%	28%	25%	15%
Females (n=227)	38%	26%	23%	11%
Males (n=274)	24%	29%	27%	19%
16 to 25 (n=181)	32%	30%	24%	13%
26 to 35 (n=153)	29%	24%	28%	16%
36 to 45 (n=79)	35%	27%	25%	11%
46 to 55 (n=50)	22%	30%	24%	22%
56 to 65 (n=28)	32%	32%	21%	14%
66+ (n=10)	10%	40%	20%	30%

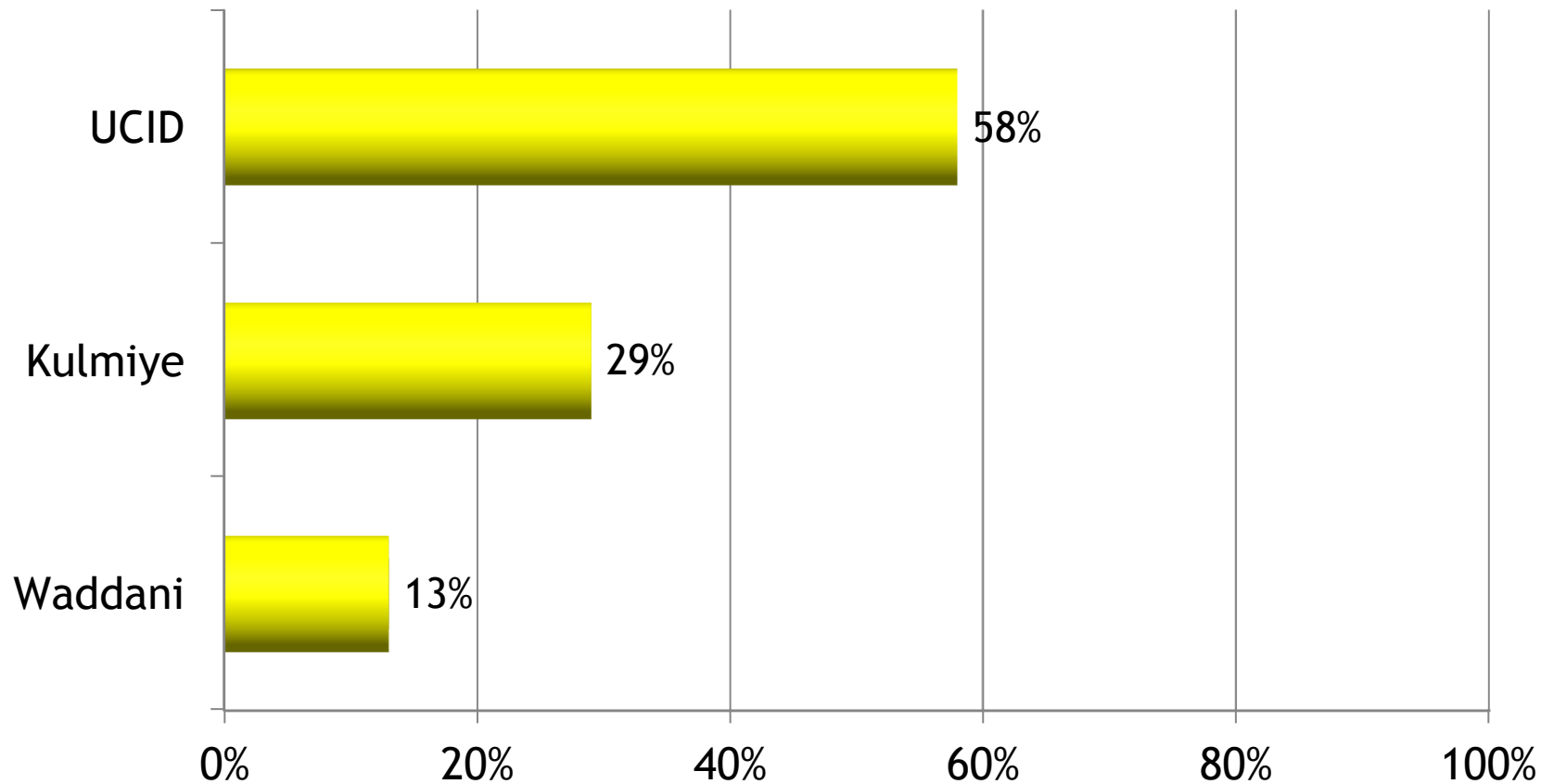
Do you think that currently there are too few, too many or about the right number of political parties?



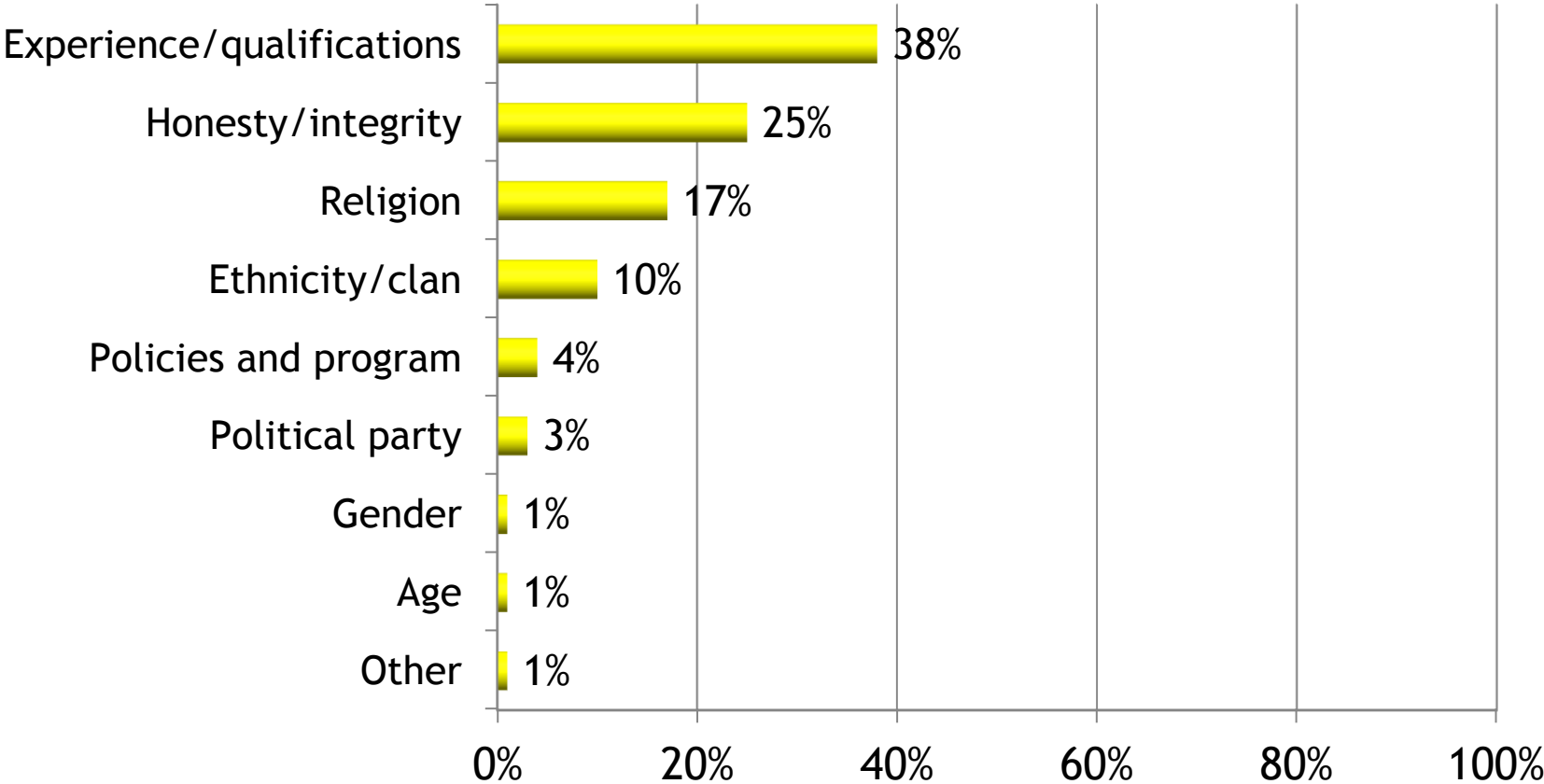
## Are you a member of a political party?



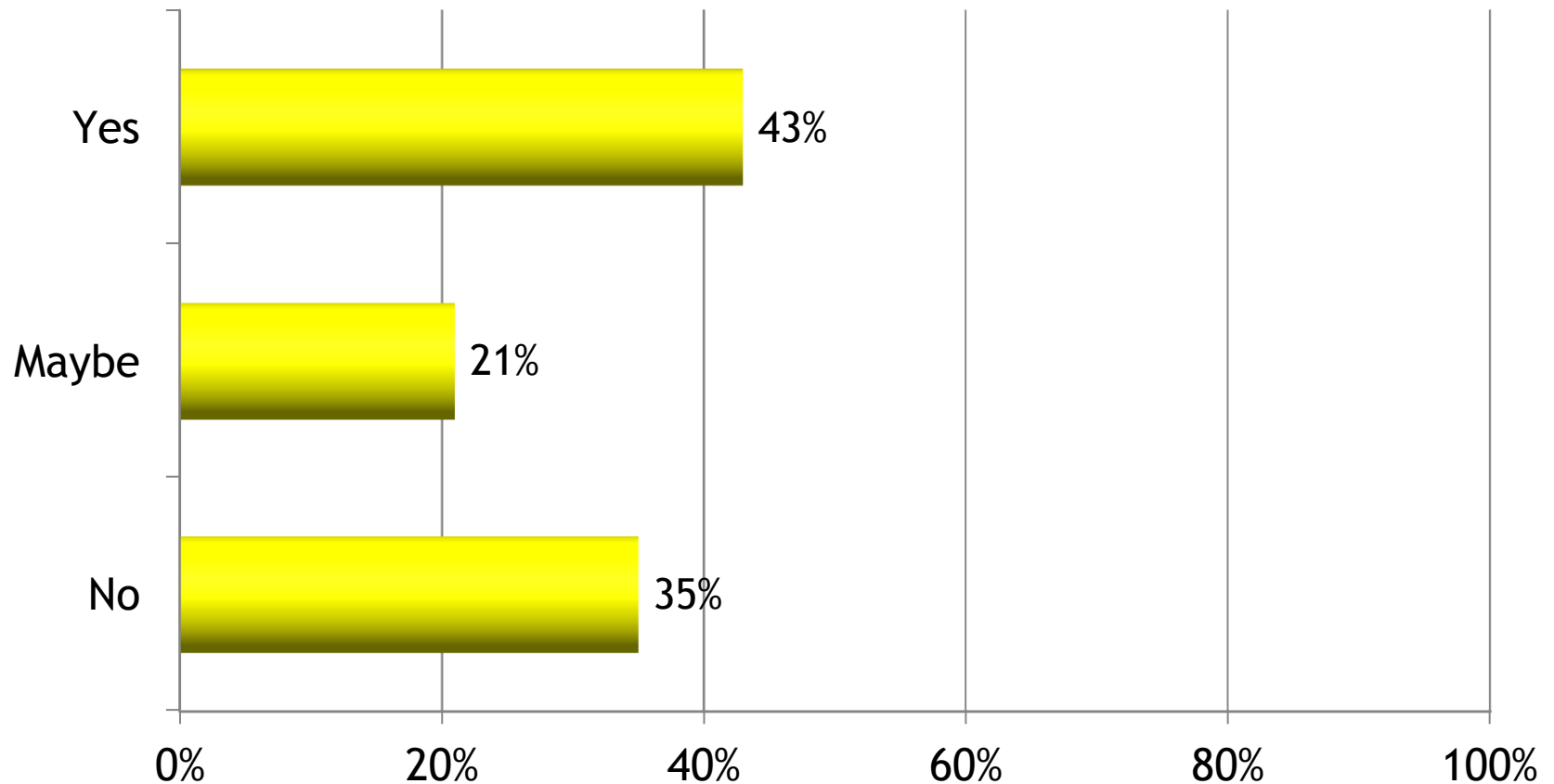
If yes, which party? (n=432)



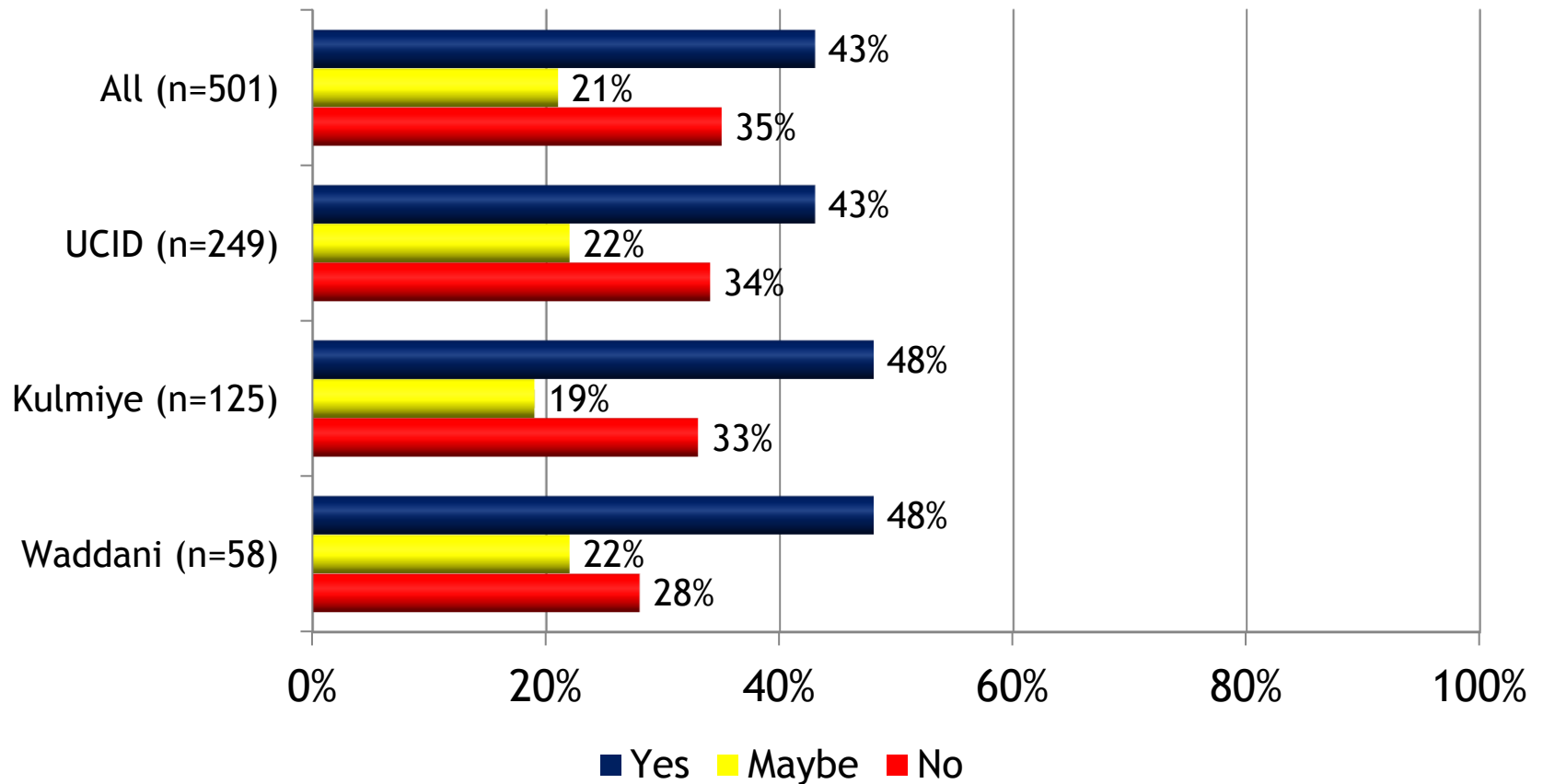
In terms of voting for political leaders, which of the following characteristics is most important?



If you are a member of a current party, would you consider switching to a new political party for the next election? (n=432)



If you are a member of a current party, would you consider switching to a new political party for the next election? (By political party)





## Which of the following non-governmental organizations are you familiar with?

	Yes	No
Nagaad (women's umbrella movement)	42%	55%
HAVAYOCO (Horn of Africa Voluntary Youth Committee)	52%	45%
SONYO (Somaliland National Youth Organization)	34%	62%
Candlelight for Health, Education & Environment	28%	67%
ADO (Agriculture Development Organization)	21%	75%
GAVO (General Assistance Voluntary Organization)	25%	70%
Gaaroodi (women's non-governmental organization)	63%	33%

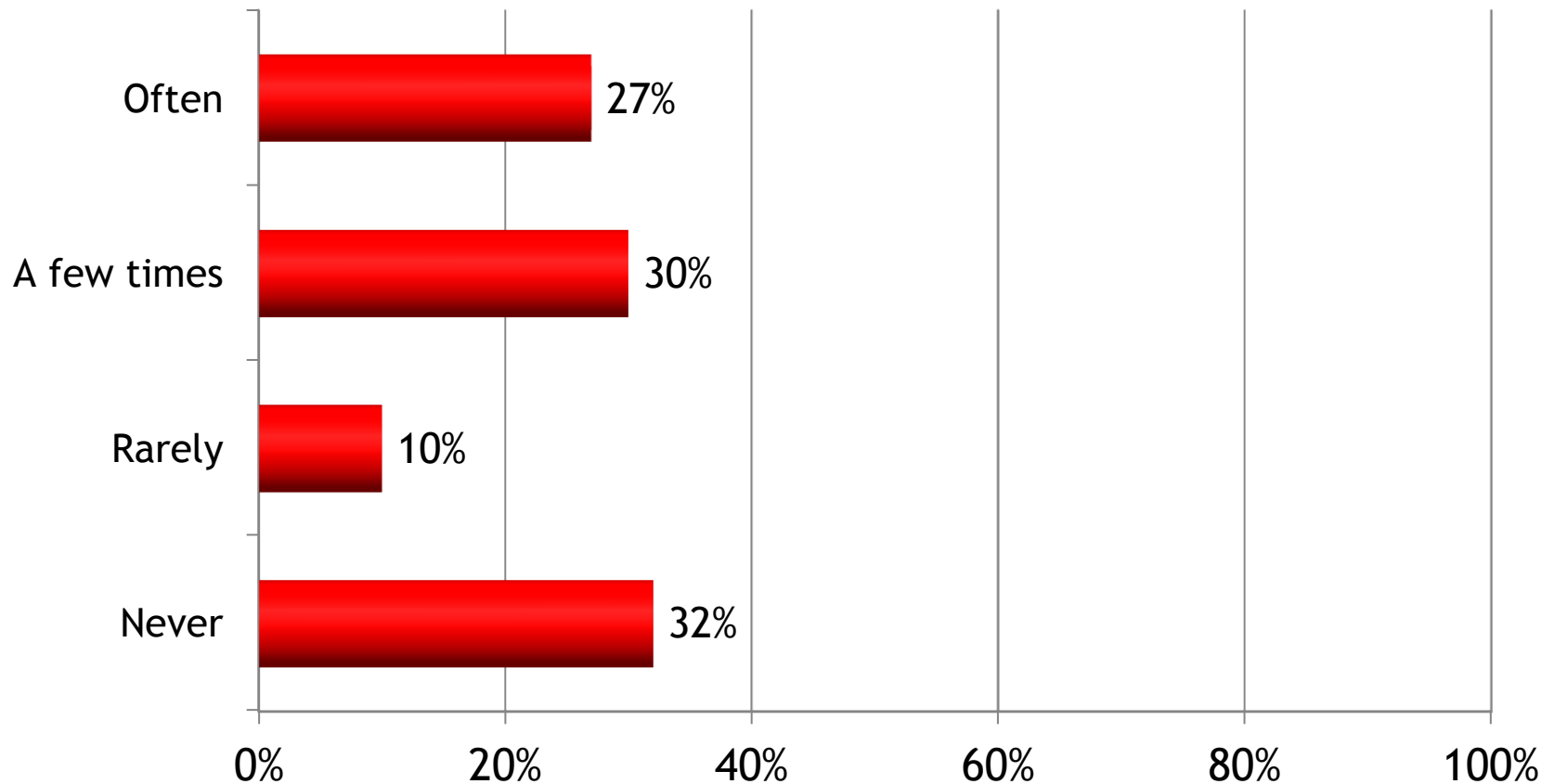
And, generally, do you have a very favorable, favorable, unfavorable or very unfavorable view of them?

	Very favorable	Favorable	Unfavorable	Very unfavorable	Never heard of
Nagaad	20%	13%	2%	7%	49%
HAVAYOCO	25%	15%	5%	6%	43%
SONYO	14%	11%	4%	7%	55%
Candlelight for Health, Education & Environment	12%	8%	4%	7%	61%
ADO	9%	7%	3%	7%	67%
GAVO	10%	10%	2%	5%	62%
Gaaroodi	47%	10%	3%	2%	33%

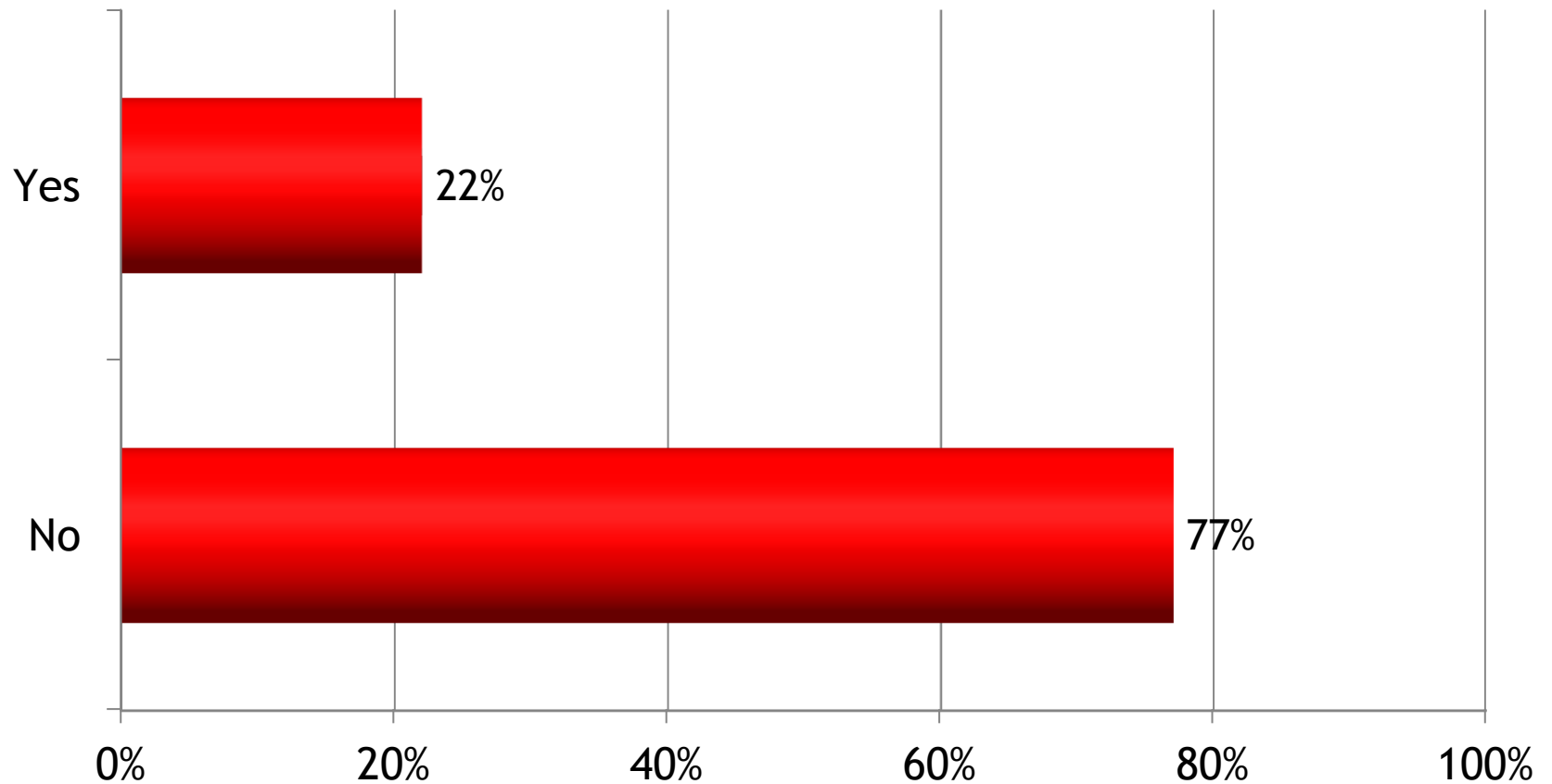
# District Council and Councilors



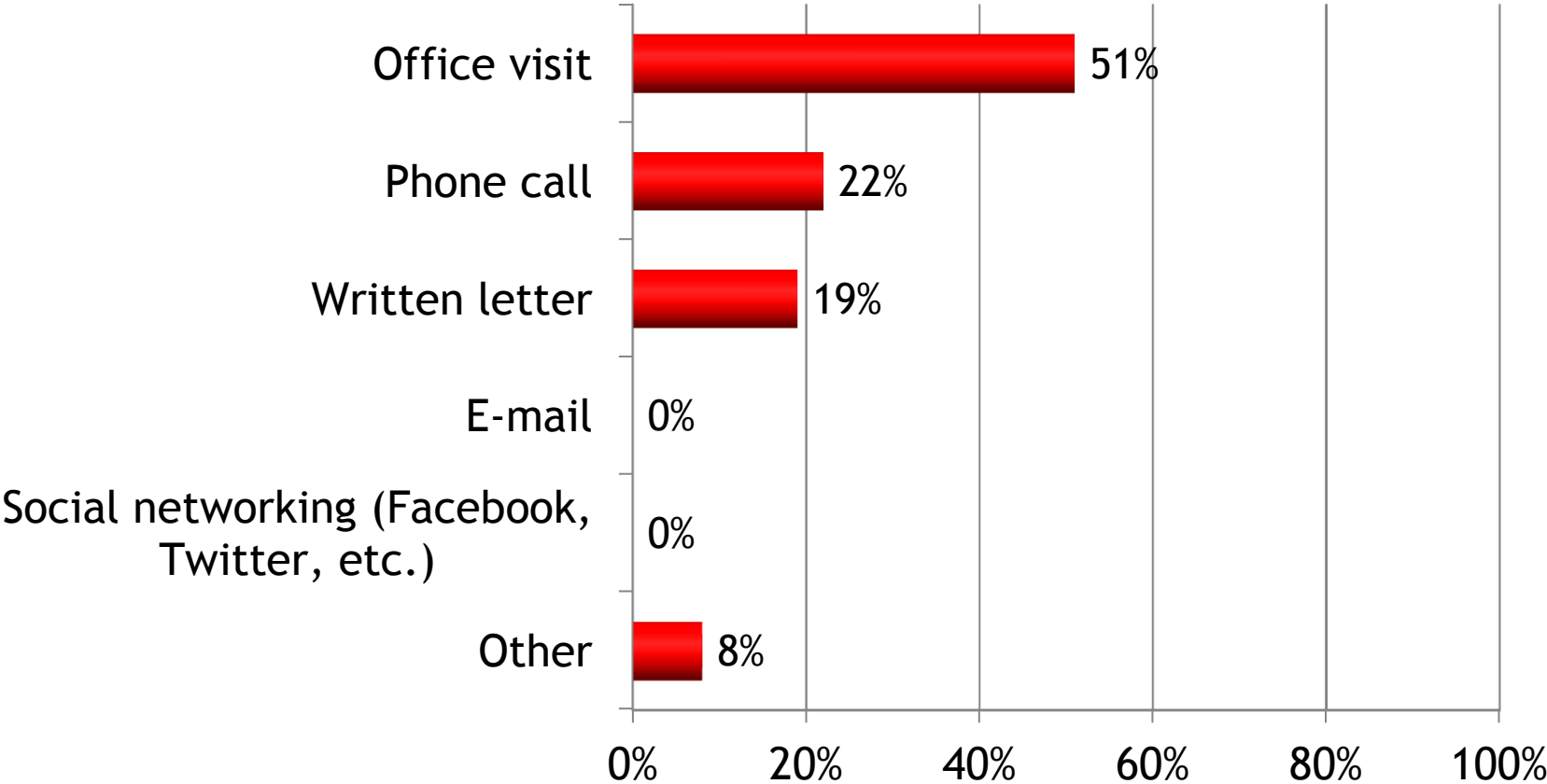
In the last six months, would you say that you have seen, read or heard something about the district council often, a few times, rarely or never?



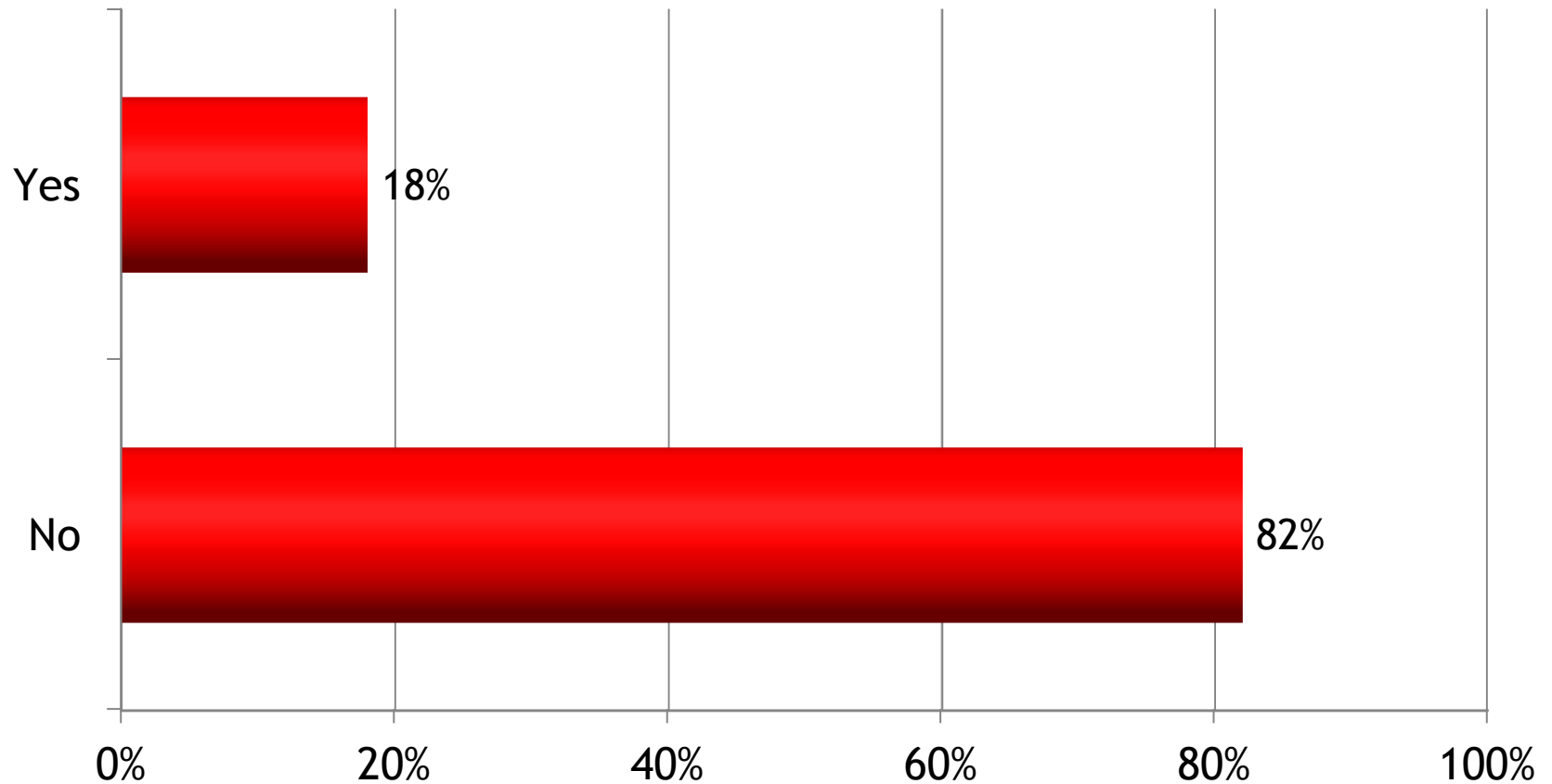
Have you ever contacted a district councilor about an issue that was important to you or your community?



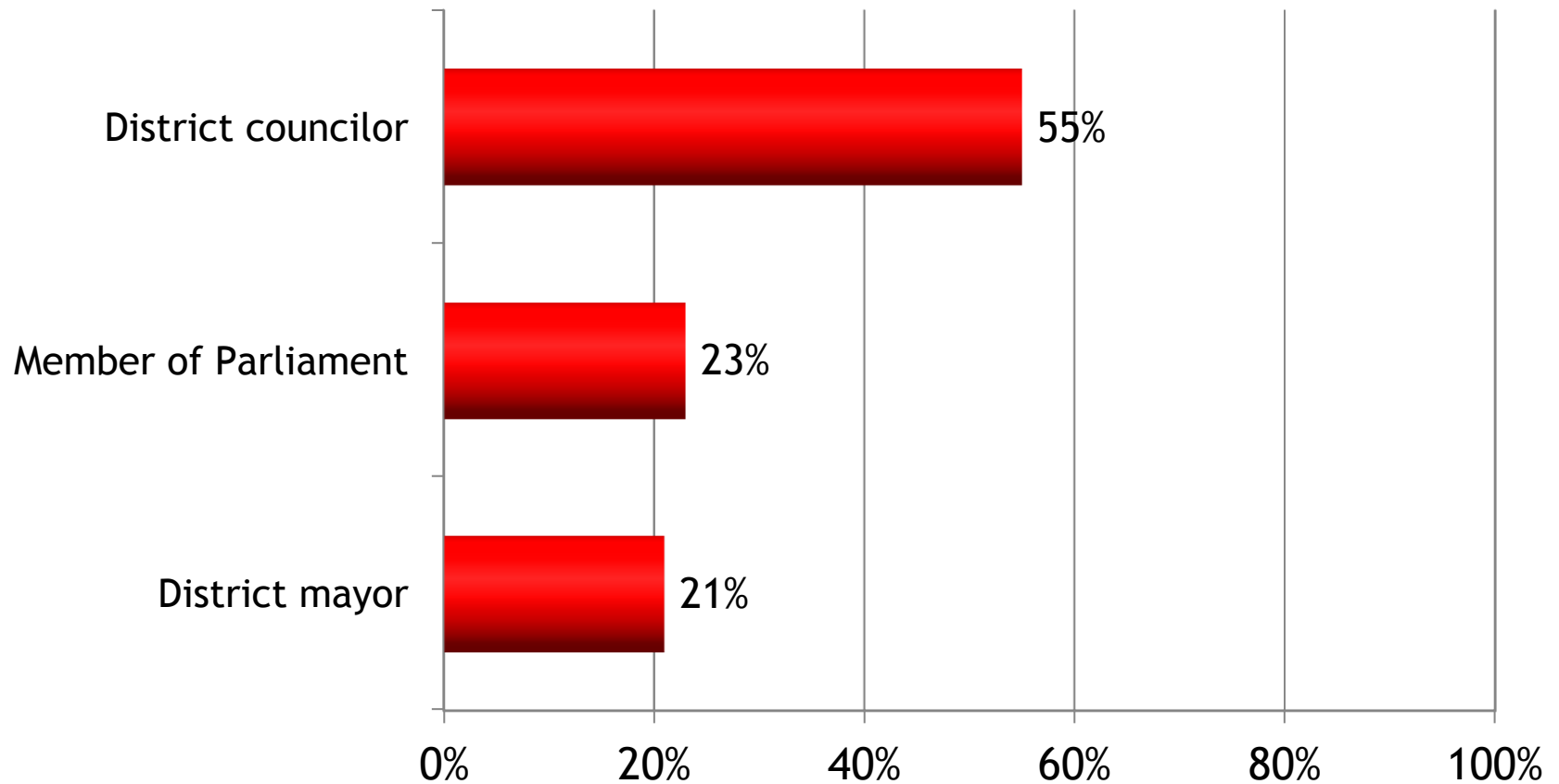
### How did you contact that person? (n=112)



Within the last year, have you attended a public meeting with an elected official?

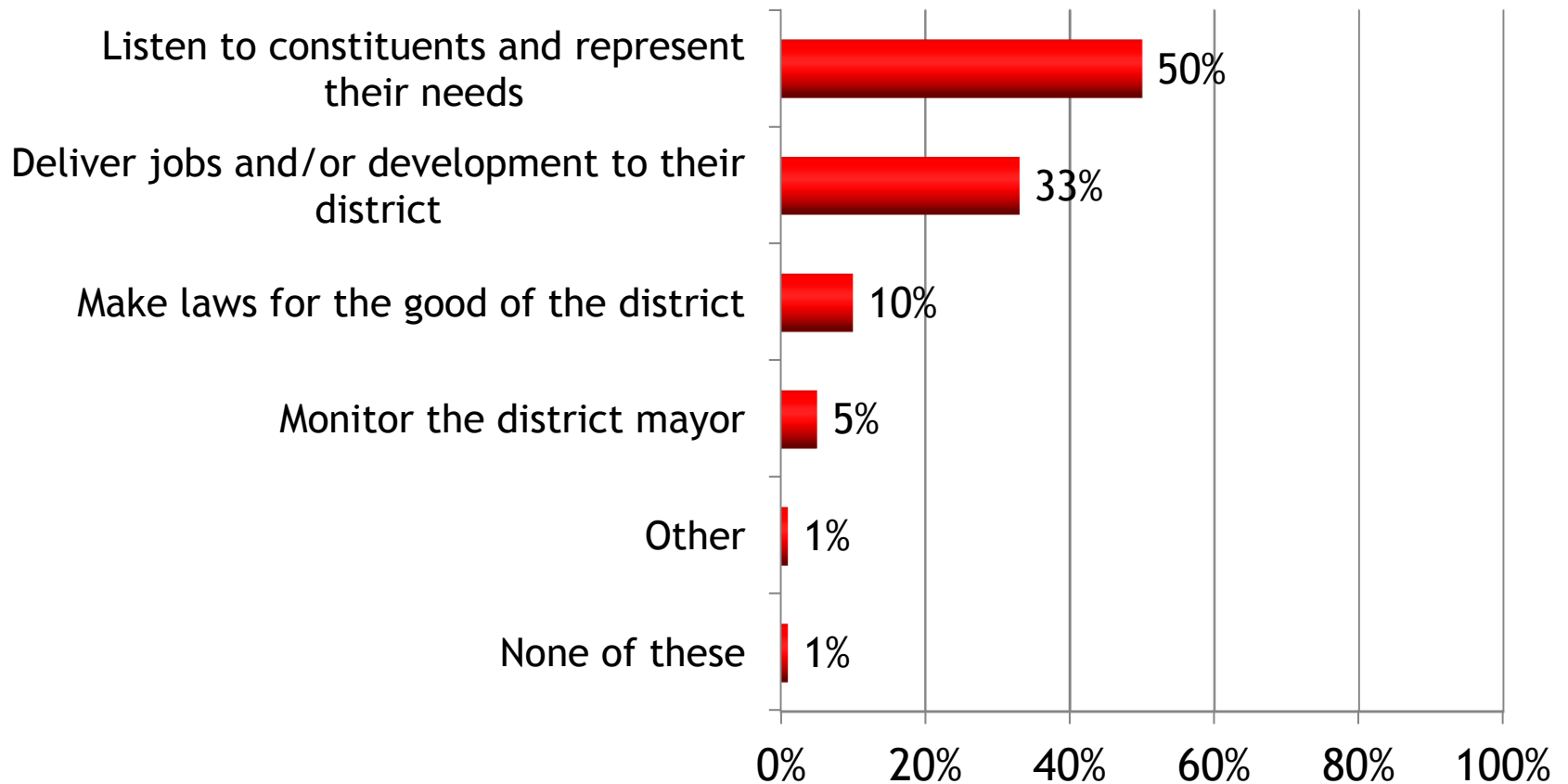


If yes, which elected representative? (n=94)

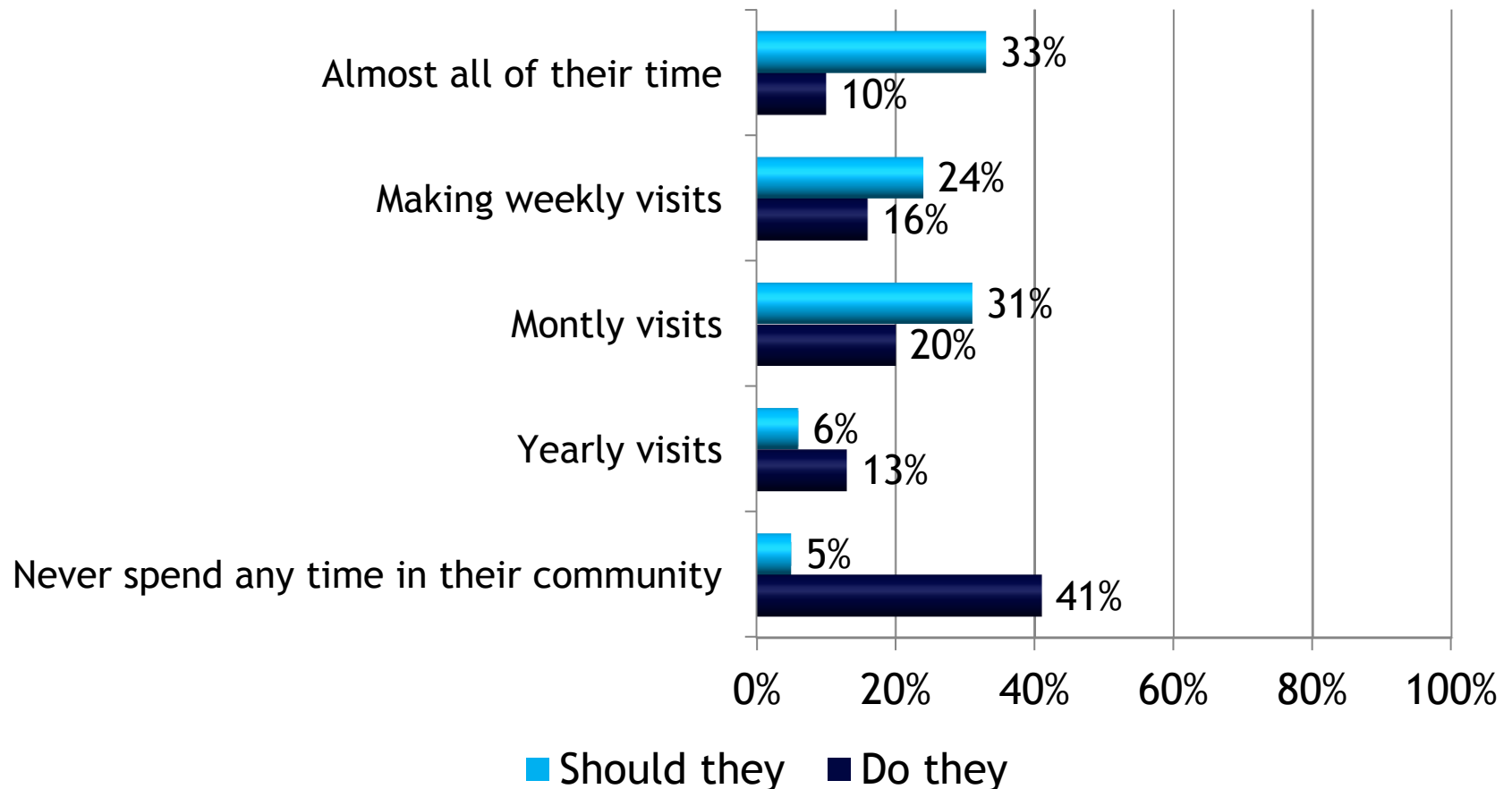




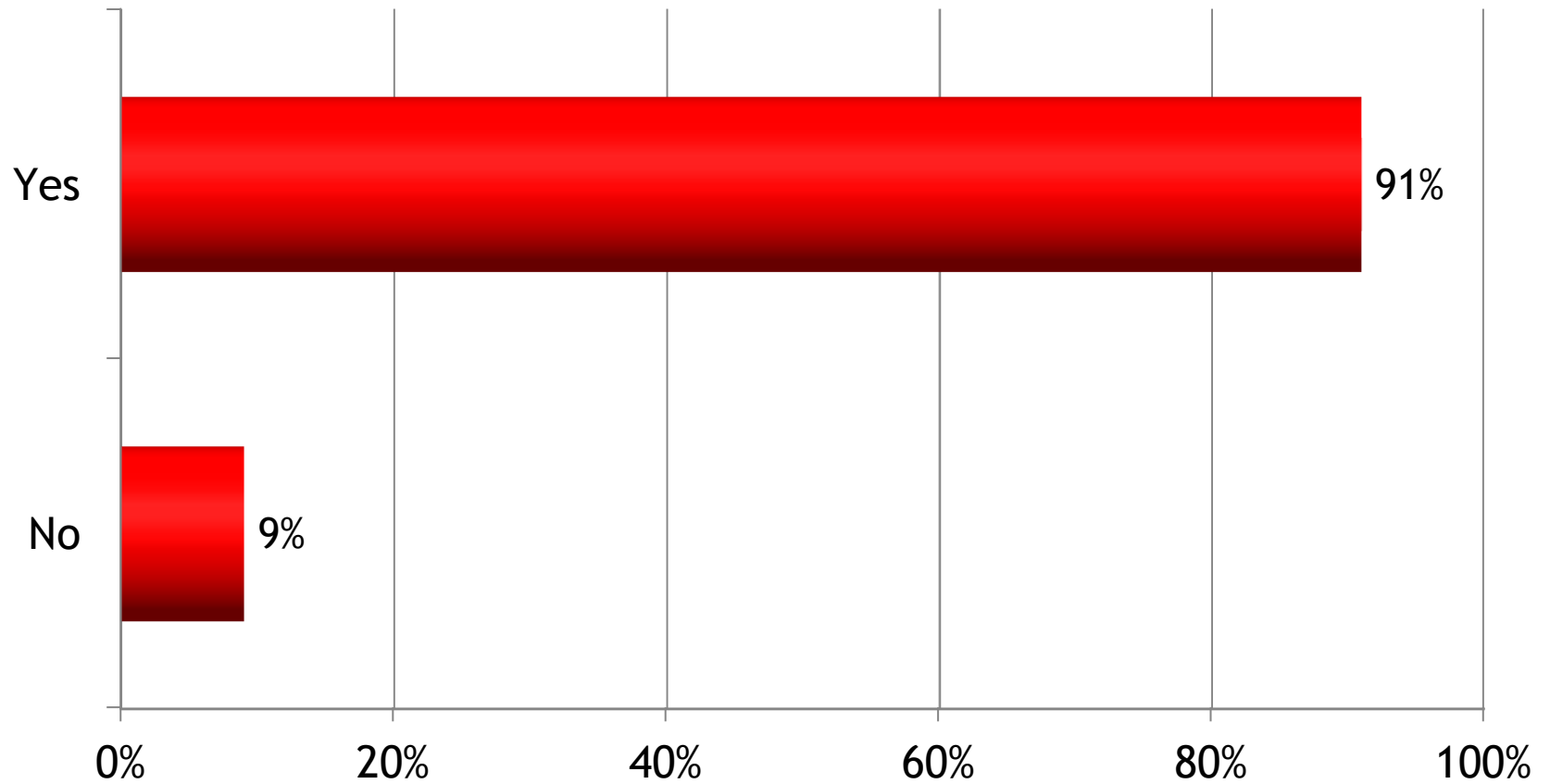
District councilors have different responsibilities.  
Which of the following do you think is the most important?



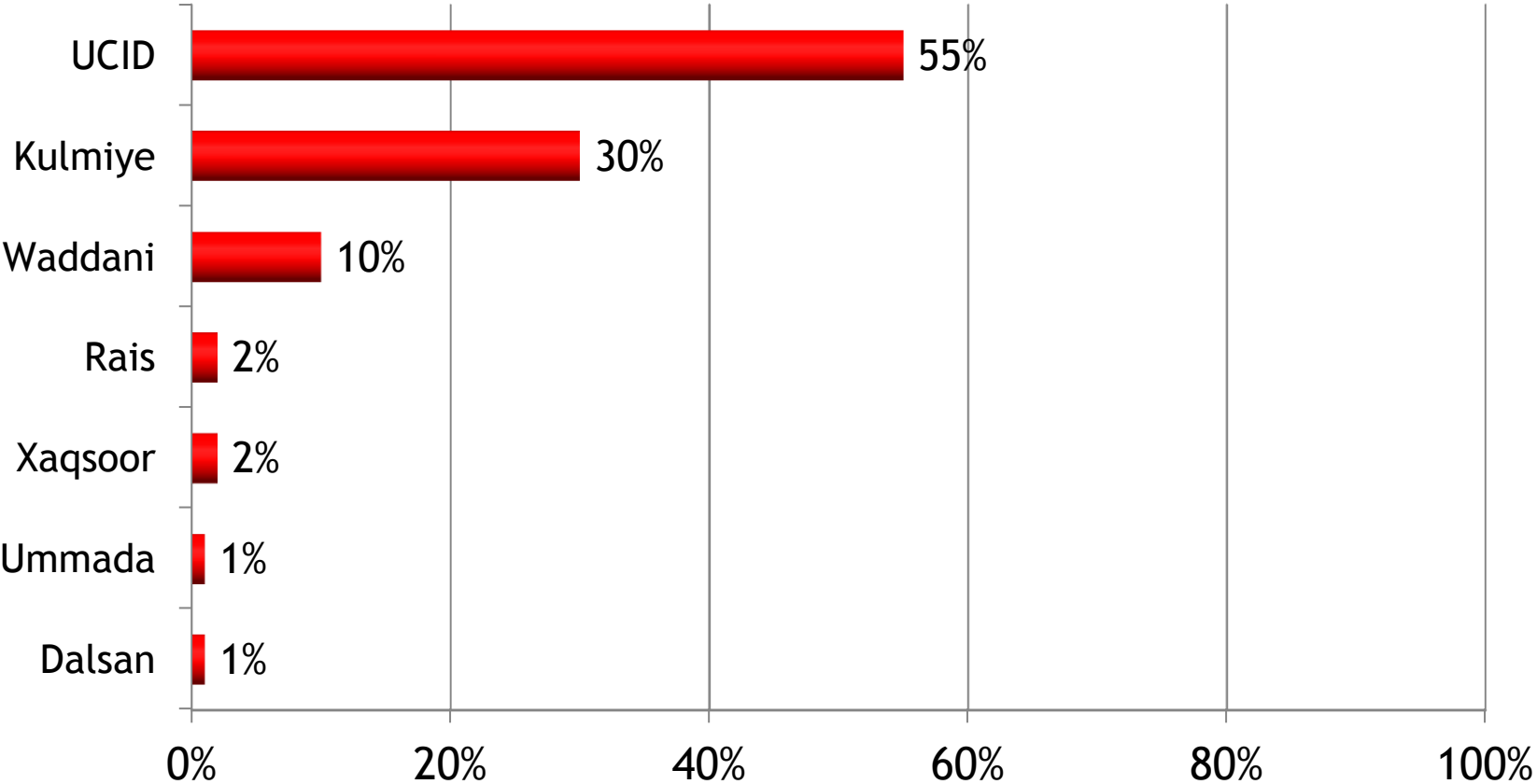
How much time do you believe your district councilors should be spending in their community: almost all of their time, making weekly visits, monthly visits, yearly visits or never spend any time in their community? And how much time does he or she currently spend in their community?



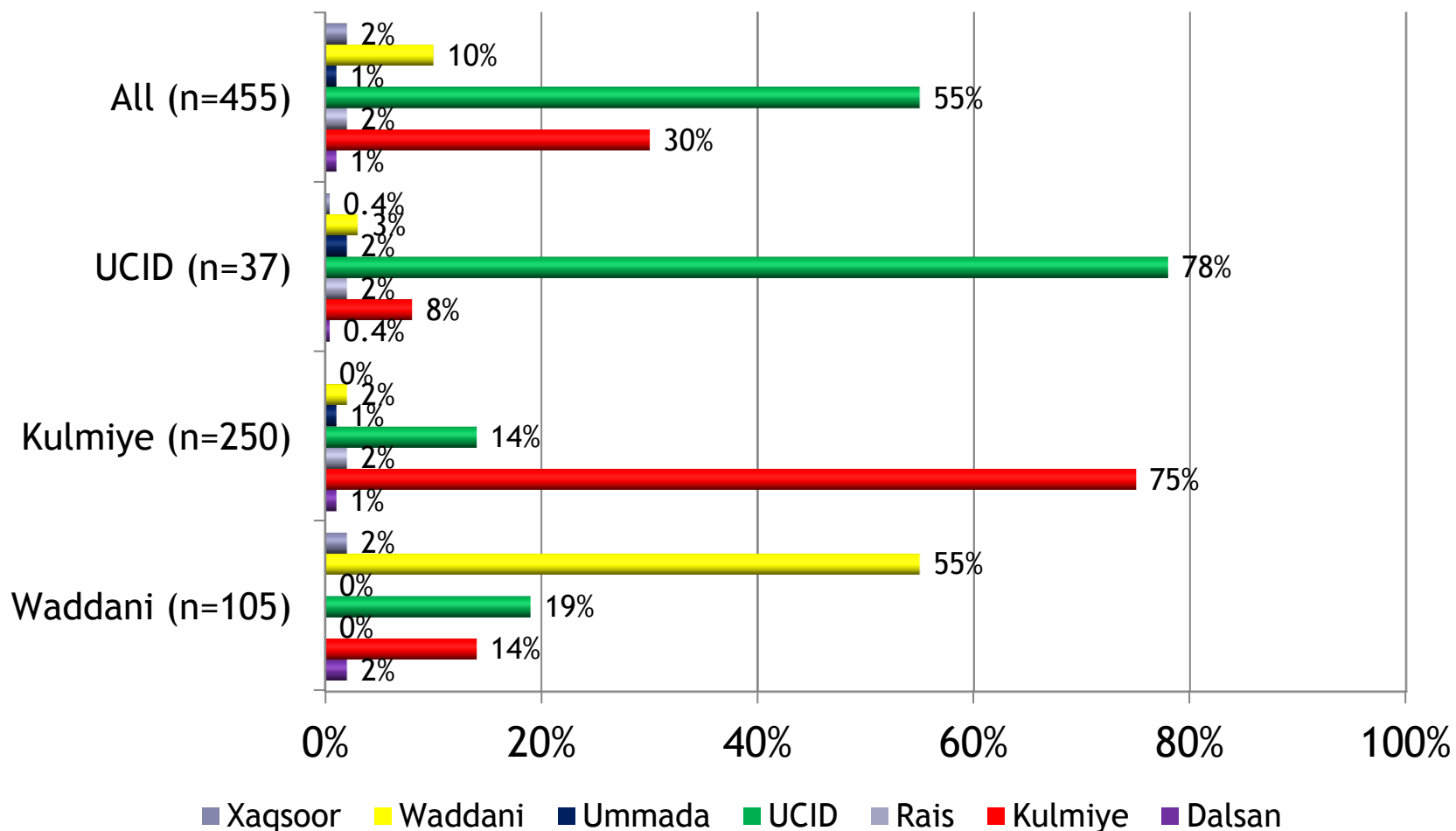
## Did you vote in the last local election?



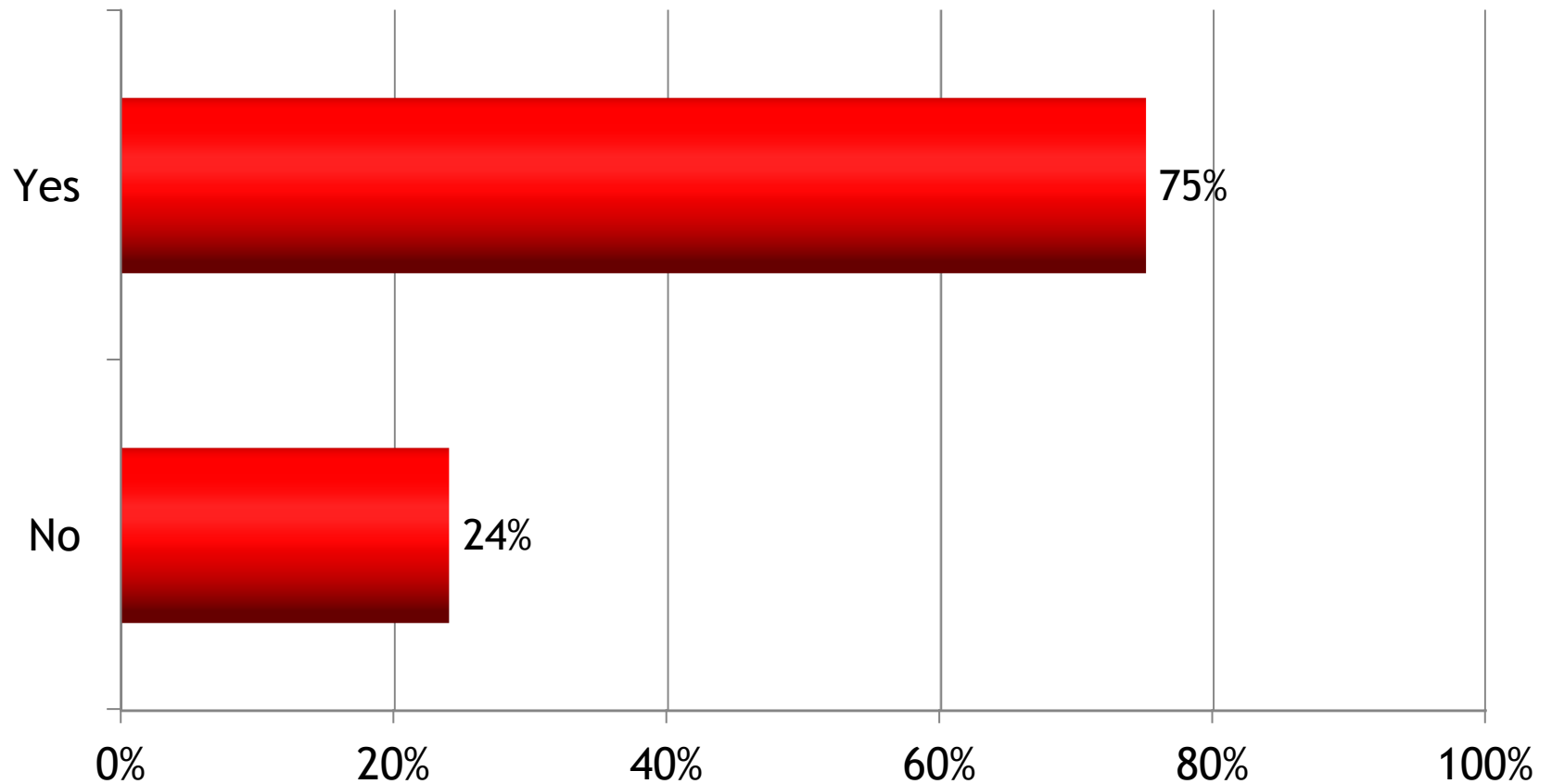
If yes, which party/association did you vote for? (n=455)



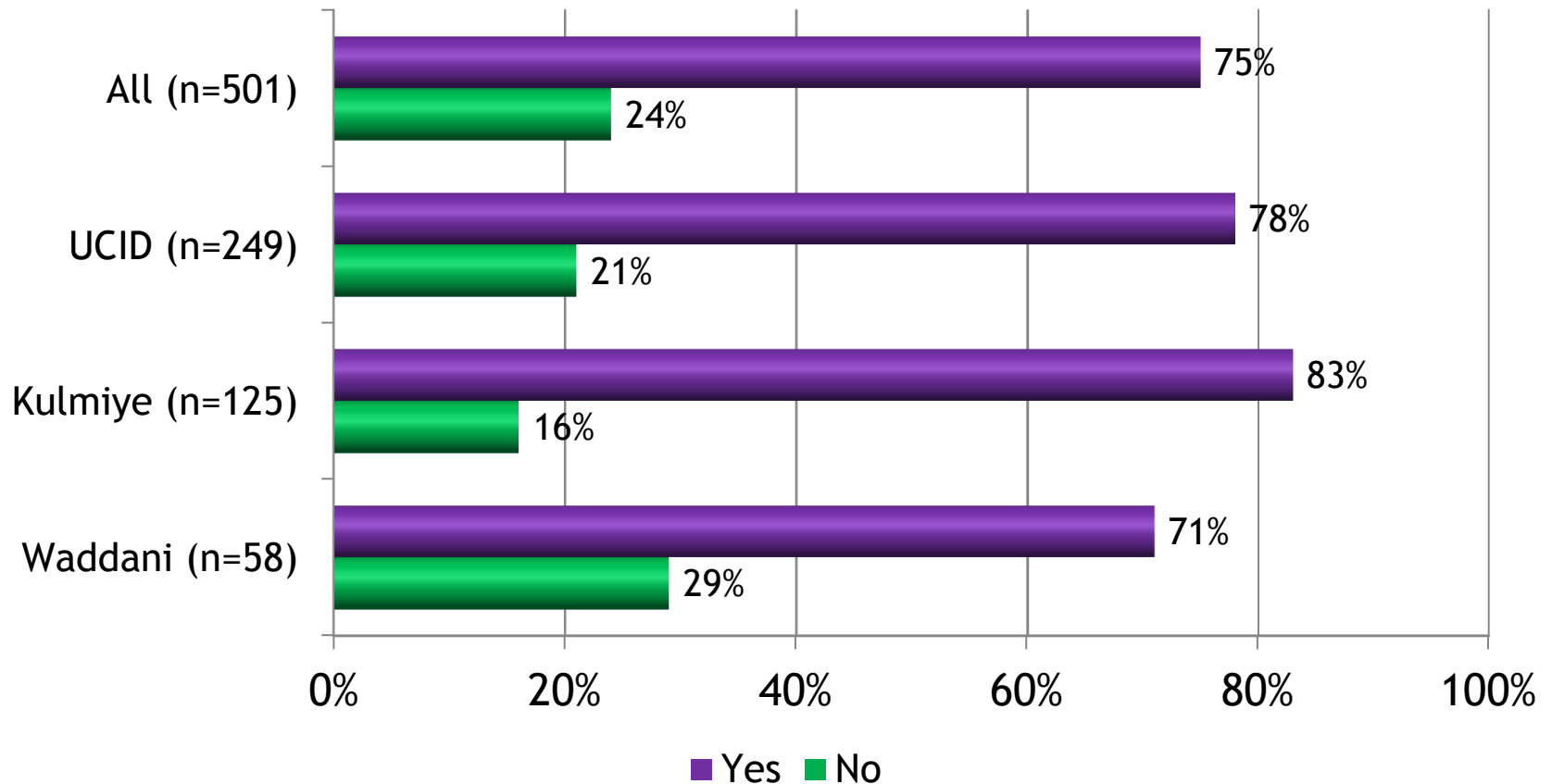
If yes, which party/association did you vote for? (n=455)



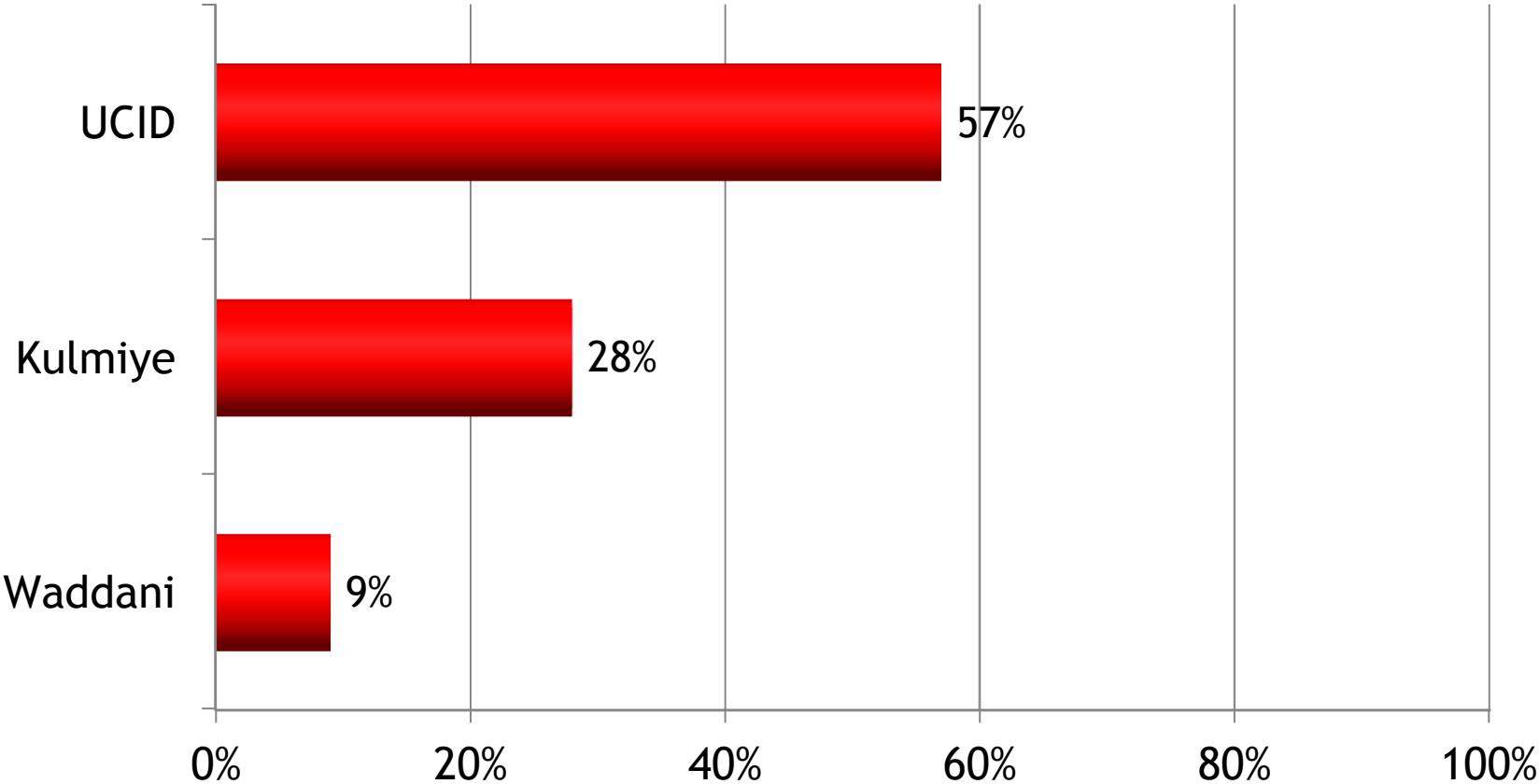
If elections were held today, would you vote for the current district councilors?



## If elections were held today, would you vote for the current district councilors? (By political party)

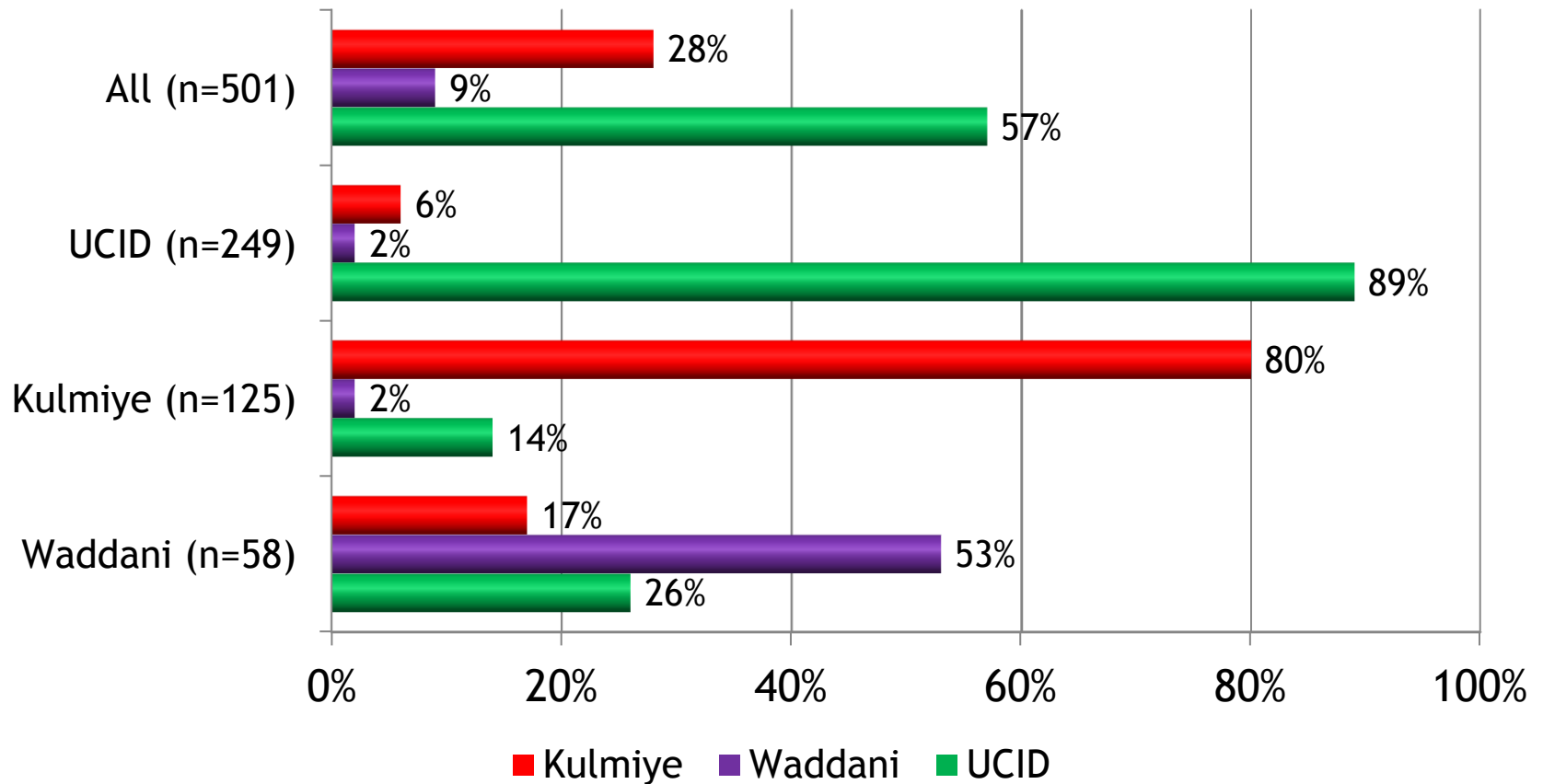


If local elections were held today, which party would you vote for?





## If local elections were held today, which party would you vote for? (By political party)



For more information on IRI  
and its Somaliland program,  
please visit [www.iri.org](http://www.iri.org).

