



# Bosnia and Herzegovina: Understanding Perceptions of Violent Extremism and Foreign Influence

---

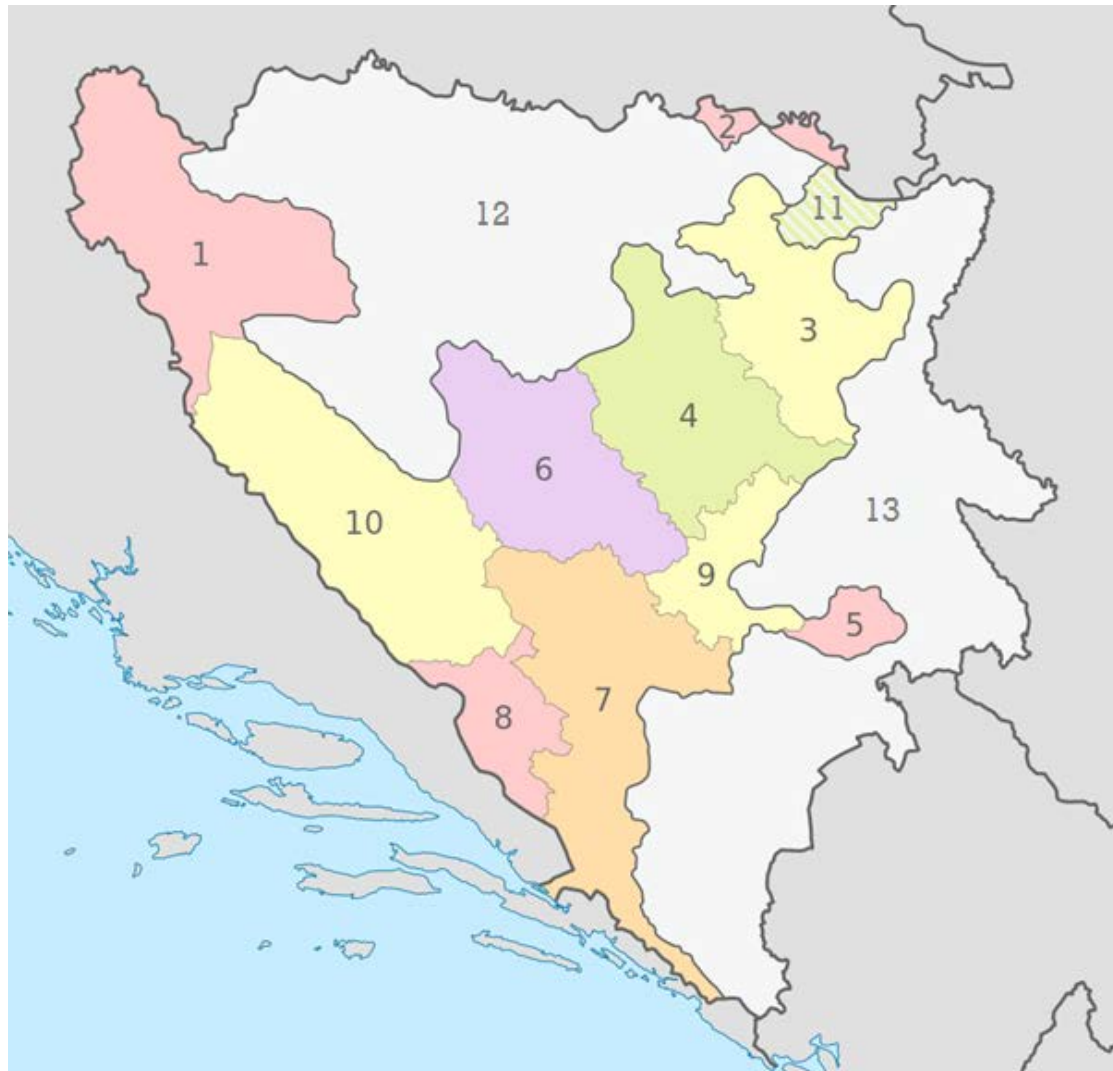
March 29, 2018 - April 12, 2018



# Detailed Methodology

- The survey was conducted on behalf of the [Center for Insights in Survey Research](#) by [Ipsos](#) global market research and consulting firm.
- Data was collected between March 29 and April 12, 2018 through in-home, in-person interviews using the CAPI (Computer Assisted Personal Interviewing) method.
- A total of 1,513 interviews were completed with an overall margin of error of +/- 2.5% at the midrange of the 95 percent confidence level for the full sample. A nationally representative sample was based on a multistage stratification proportionate to population sample distribution, with a random selection of households and respondents within each Primary Sampling Unit (PSU). The first level was the region and the second level was the type of settlement.
- Using data from the 2013 census as statistical documentation for sample design, the sample is made up of citizens of BiH, aged 18+.
- Sampling frame: Polling stations territory (approximate size of census units) within strata defined by municipalities and type of settlements (urban and rural).
- Households were selected by a random route technique. Starting from a given address, interviewers selected the third house down the same side of the street (or the next available household for interview) as the starting point of the route. From there, following house numbers in ascending order down the right side of the street, the interviewers selected every third house number for interview. At every crossroad, interviewers turned right and continued to follow this pattern. In the case of apartment buildings, interviewers are allowed to select two apartments in buildings of four stories or fewer and three apartments in buildings with five or more stories (unless the building is in a village, in which case only two apartments are allowed to be selected).
- Respondent selection utilized the Kish grid: a method for randomly selecting household respondents.

# Map of BiH Administrative Divisions



- 1 Unsko-sanski Canton
- 2 Posavski Canton
- 3 Tuzlanski Canton
- 4 Zenicko-dobojski Canton
- 5 Bosansko-podrinjski Canton
- 6 Srednjobosanski Canton
- 7 Hercegovačko-neretvanski Canton
- 8 Zapadno-hercegovački Canton
- 9 Canton Sarajevo
- 10 Livanjski Canton
- 11 Brčko District
- 12 Sjever Republika Srpska
- 13 Istok Republika Srpska



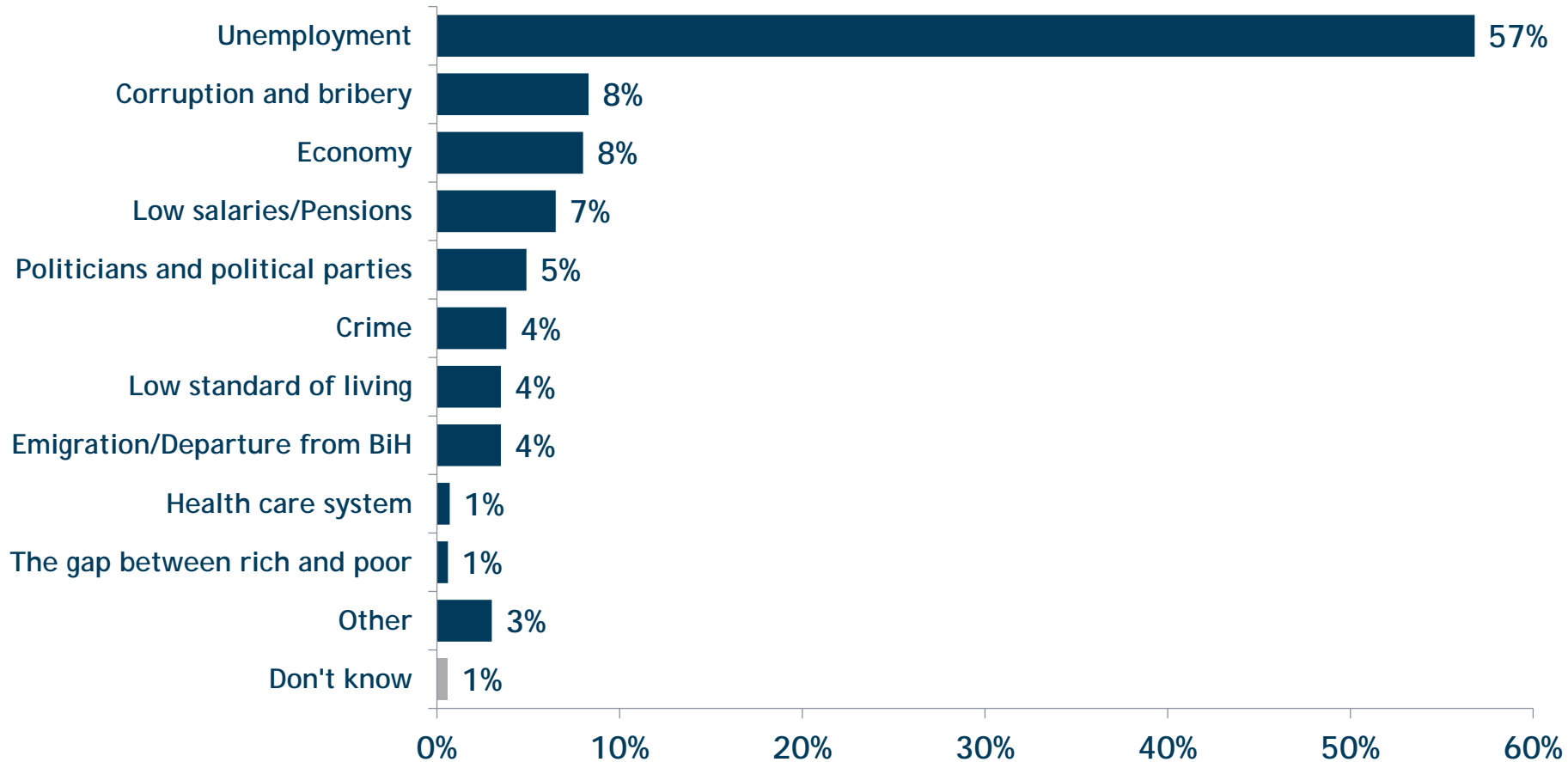
# General Issues

---



# In your opinion, what is the biggest problem facing the country?

(All respondents, open-ended: n=1,513. First mentions with a share of 1% or more shown.)



# In your opinion, what is the biggest problem facing the country?

(Disaggregated by age. All respondents, open-ended: n=488 for 18-35; n=528 for 36-55; n=497 for 56+. First mentions with a share of 1% or more shown.)

Answers	Age 18-35	Age 36-55	Age 56+
Unemployment	60%	60%	50%
Corruption and bribery	9%	8%	8%
Economy	10%	7%	7%
Low salaries/Pensions	5%	4%	10%
Politicians and political parties	2%	5%	7%
Crime	4%	4%	4%
Emigration/Departure from BiH	3%	4%	4%
Low standard of living	3%	3%	4%
Health care system	1%	<1%	1%
Other	3%	3%	4%
Don't know	0%	1%	1%

# In your opinion, what is the biggest problem facing the country?

(Disaggregated by education. All respondents, open-ended: n=451 for Elementary or less; n=864 for Secondary; n=198 for University/Master's/Doctorate degree. First mentions with a share of 1% or more shown.)

Answers	Elementary or less	Secondary	University/ Master's/ Doctorate degree
Unemployment	57%	60%	41%
Corruption and bribery	6%	8%	14%
Economy	7%	8%	12%
Low salaries/Pensions	11%	5%	4%
Politicians and political parties	5%	5%	6%
Crime	2%	4%	6%
Emigration/Departure from BiH	5%	3%	4%
Low standard of living	4%	3%	5%
Health care system	1%	1%	0%
Other	2%	2%	7%
Don't know	1%	1%	1%

# In your opinion, what is the biggest problem facing the country?

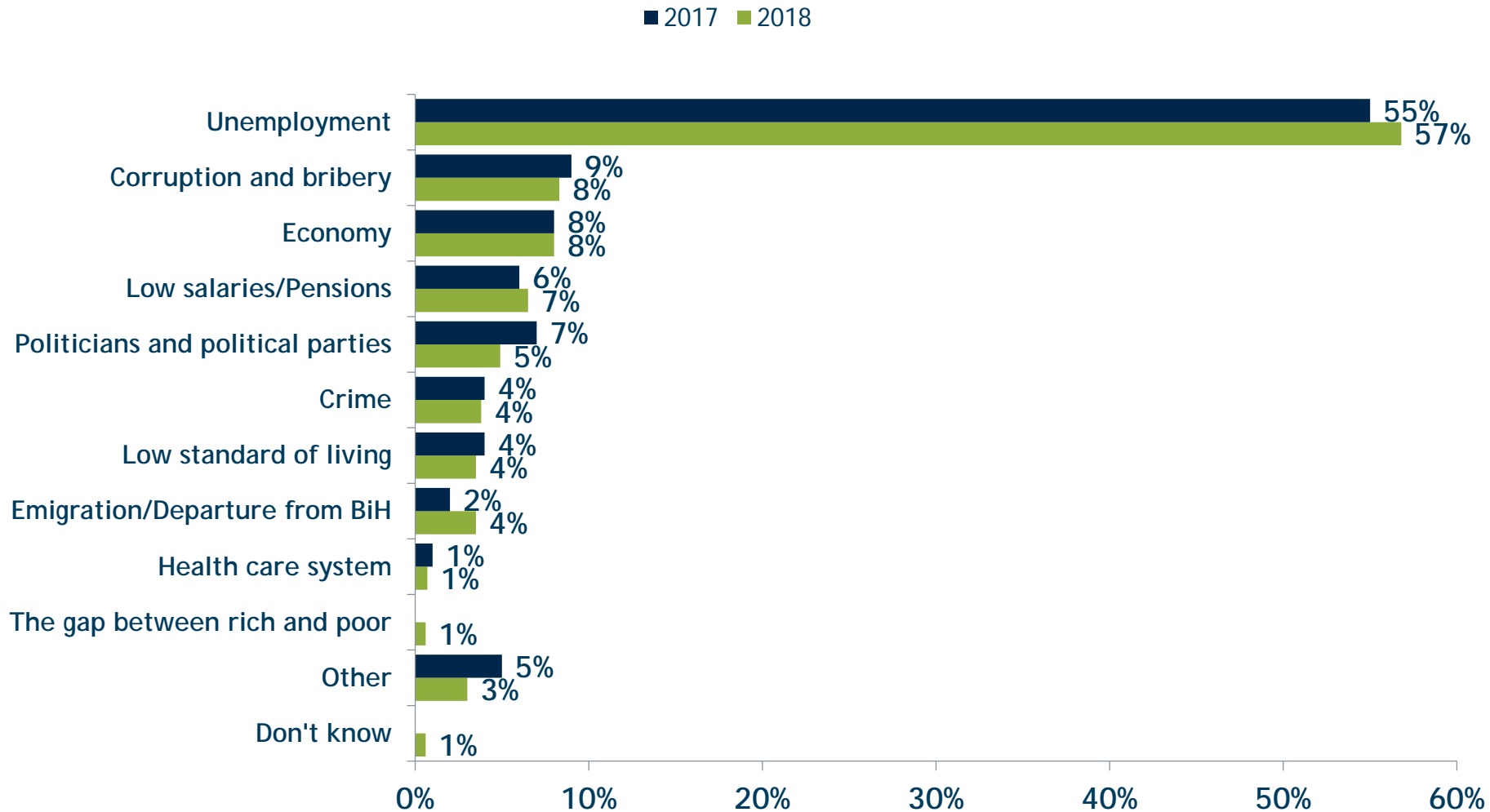
(Disaggregated by household monthly income. All respondents, open-ended: n=338 for up to 500 KM; n=343 for 501-1,000 KM; n=169 for 1,001-1,500 KM; n=65 for more than 1,500 KM; n=598 for no answer. First mentions with a share of 1% or more shown.)

Answers	Up to 500 KM	501-1,000 KM	1001-1,500 KM	More than 1,500 KM	No answer
Unemployment	53%	63%	56%	34%	58%
Corruption and bribery	7%	6%	10%	15%	9%
Economy	9%	7%	10%	18%	6%
Low salaries/Pensions	12%	6%	4%	5%	5%
Politicians and political parties	4%	6%	3%	8%	5%
Crime	4%	4%	6%	3%	3%
Emigration/Departure from BiH	4%	2%	4%	5%	4%
Low standard of living	3%	4%	5%	5%	3%
Health care system	1%	0%	0%	0%	1%
Other	2%	2%	3%	4%	5%
Don't know	1%	0%	0%	2%	1%



# In your opinion, what is the biggest problem facing the country?

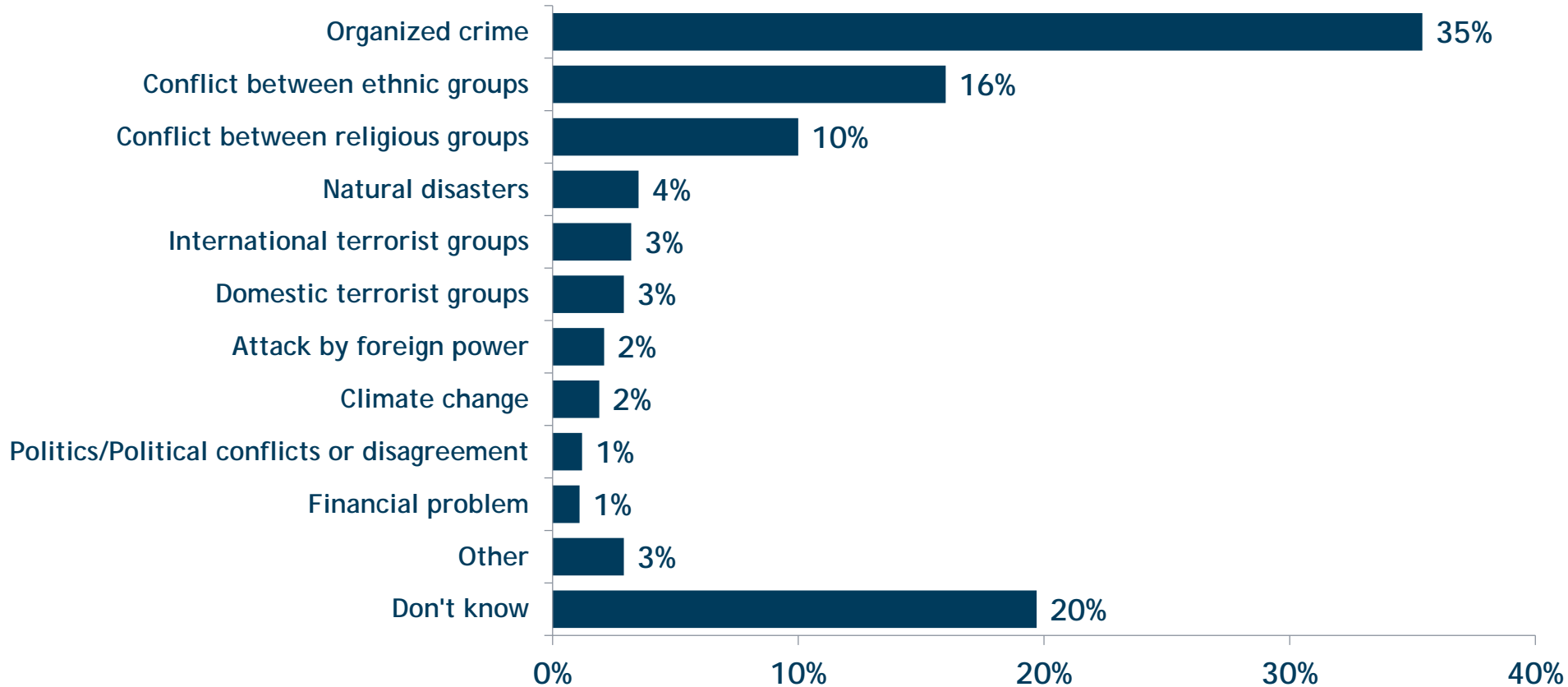
(All respondents, open-ended: n=1,537 for 2017; n=1,513 for 2018. First mentions with a share of 1% or more shown.)



# In your opinion, what is the biggest security threat facing our country today?

(All respondents, open-ended: n=1,513. First mentions with a share of 1% or more shown.)

■ First mention



# In your opinion, what is the biggest security threat facing our country today?

(Disaggregated by age. All respondents, open-ended: n=1,513. First mentions with a share of 1% or more shown.)

Answers	Age 18-35	Age 36-55	Age 56+
Organized crime	36%	35%	35%
Conflict between ethnic groups	20%	16%	13%
Conflict between religious groups	12%	11%	7%
Natural disasters	3%	4%	4%
International terrorist groups	4%	3%	3%
Domestic terrorist groups	3%	3%	3%
Attack by foreign power	2%	2%	3%
Climate change	1%	2%	2%
Politics/Political conflicts or disagreement	0%	2%	1%
Financial problem	1%	1%	1%
Other	2%	2%	4%
Don't know	16%	19%	24%

# In your opinion, what is the biggest security threat facing our country today?

(Disaggregated by household monthly income. All respondents, open-ended: n=1,513. First mentions with a share of 1% or more shown.)

Answers	Up to 500 KM	501-1,000 KM	1,001-1,500 KM	More than 1,500 KM	No answer
Organized crime	28%	36%	40%	56%	36%
Conflict between ethnic groups	17%	18%	16%	16%	15%
Conflict between religious groups	11%	9%	14%	8%	9%
Natural disasters	5%	5%	2%	2%	3%
International terrorist groups	2%	3%	2%	2%	4%
Domestic terrorist groups	4%	4%	6%	0%	1%
Attack by foreign power	2%	1%	4%	1%	3%
Climate change	3%	1%	0%	0%	3%
Politics/Political conflicts or disagreement	1%	1%	2%	1%	1%
Financial problem	1%	1%	1%	0%	1%
Other	3%	4%	1%	2%	3%
Don't know	25%	18%	12%	11%	21%

# In your opinion, what is the biggest security threat facing our country today?

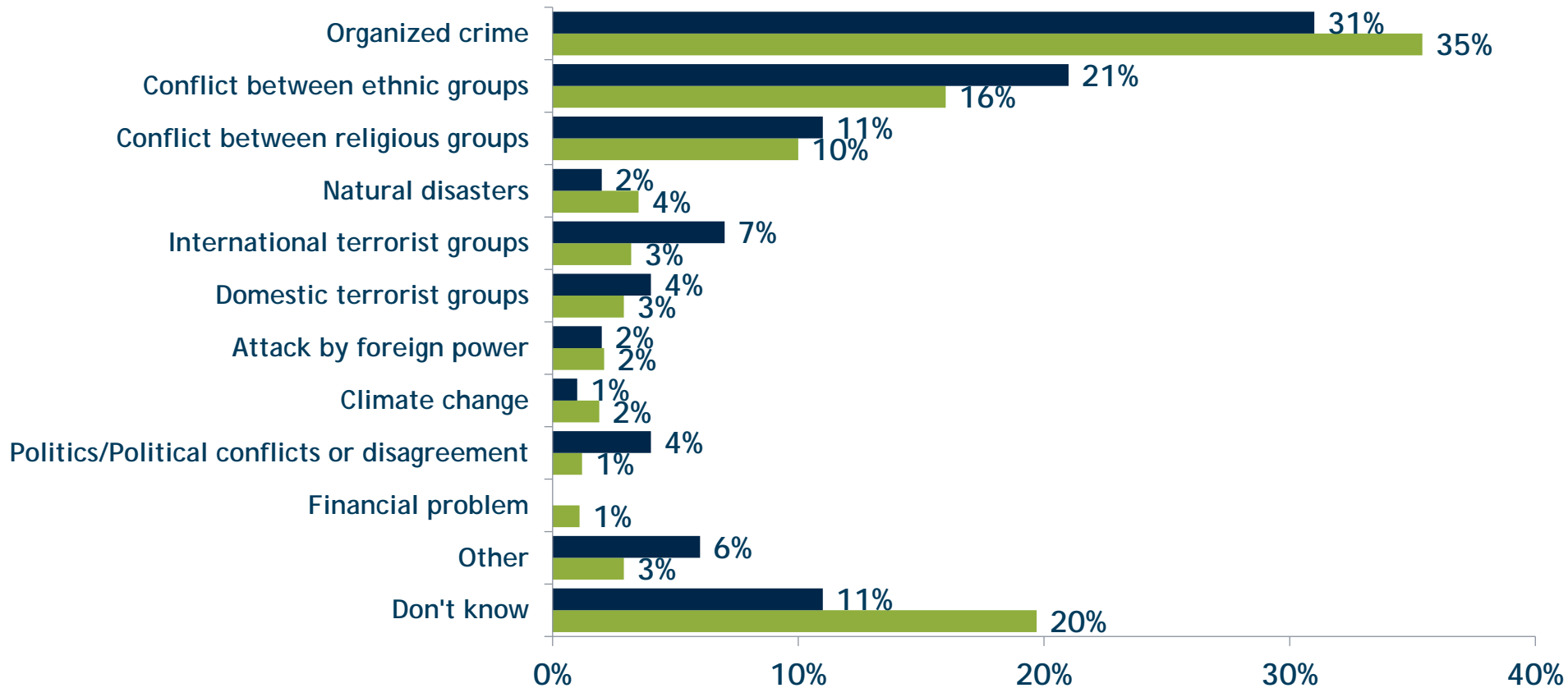
(Disaggregated by ethnicity. All respondents, open-ended: n=722 for Bosniak; n=190 for Croat; n=526 for Serb. First mentions with a share of 1% or more shown.)

Answers	Bosniak	Croat	Serb
Organized crime	32%	31%	42%
Conflict between ethnic groups	18%	15%	12%
Conflict between religious groups	11%	9%	9%
Natural disasters	4%	2%	4%
International terrorist groups	2%	7%	4%
Domestic terrorist groups	1%	6%	5%
Attack by foreign power	2%	3%	2%
Climate change	2%	1%	2%
Politics/Political conflicts or disagreement	1%	1%	1%
Financial problem	2%	1%	0%
Other	4%	2%	2%
Don't know	21%	22%	17%

# In your opinion, what is the biggest security threat facing our country today?

(All respondents, open-ended: n=1,537 for 2017; n=1,513 for 2018. First mentions with a share of 1% or more shown.)

■ 2017 ■ 2018



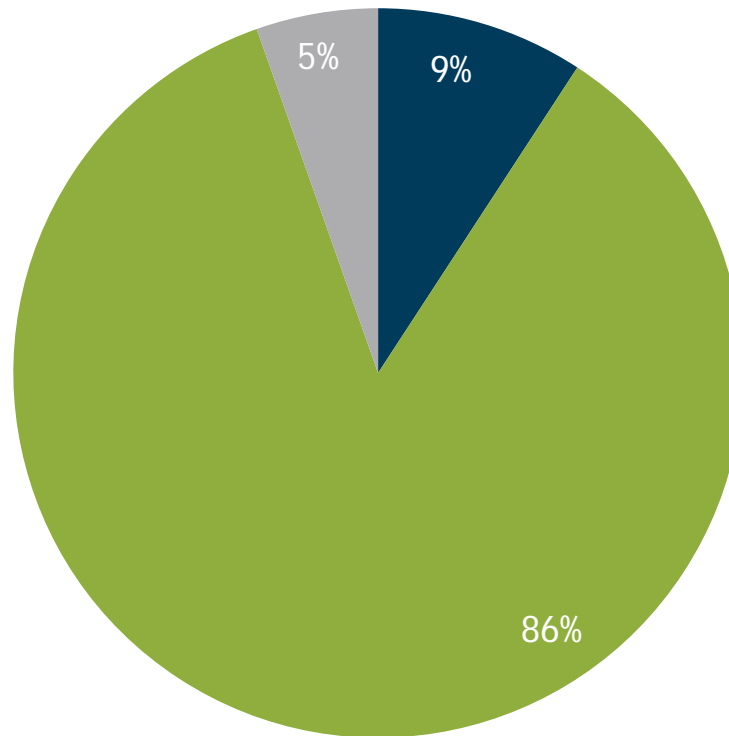
# Generally speaking, would you say that BiH is heading...

(All respondents: n=1,513. Single mention.)

■ In the right direction

■ In the wrong direction

■ Don't know





# Media Preferences

---

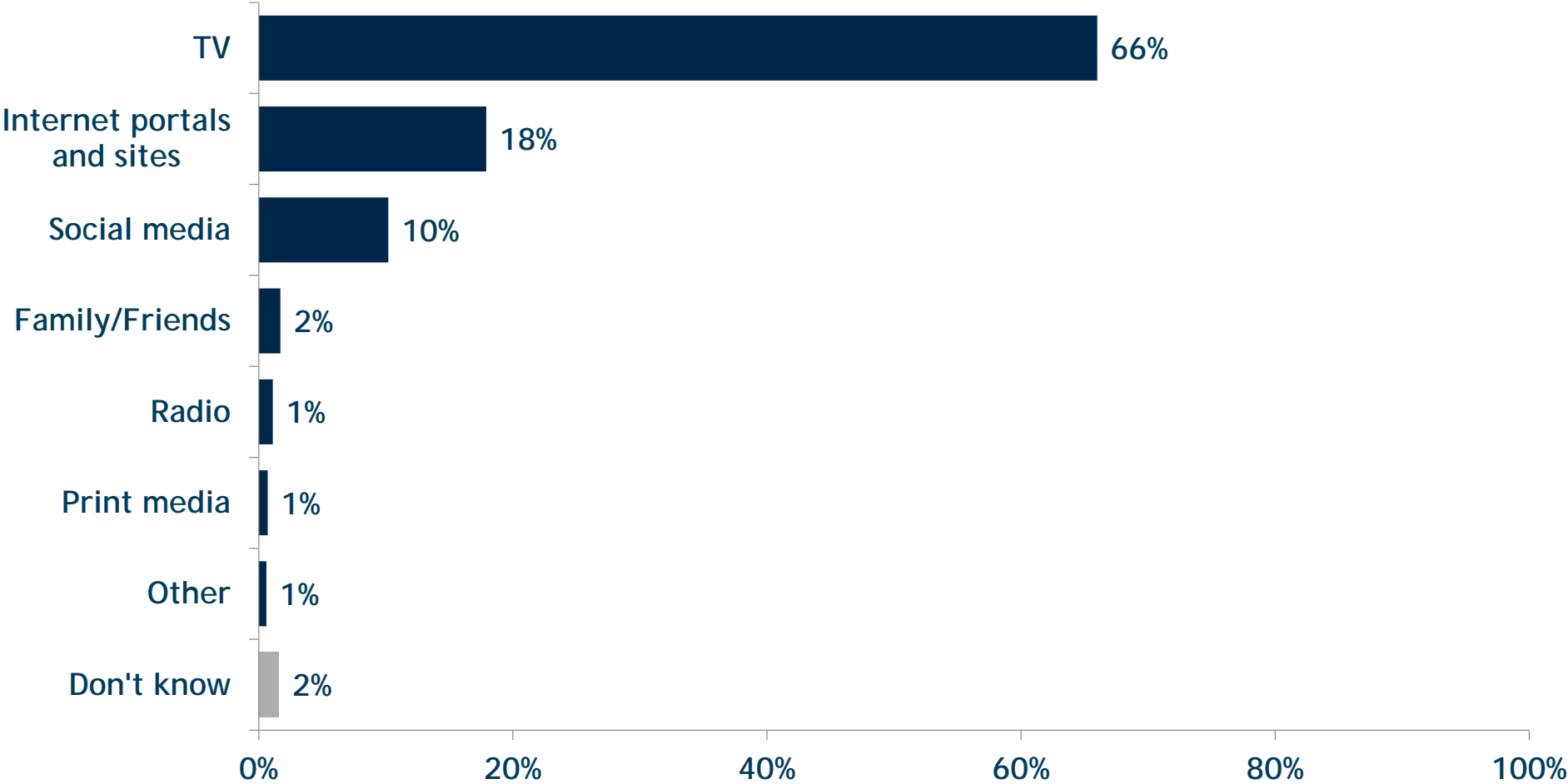


CENTER FOR  
INSIGHTS IN  
**SURVEY**  
**RESEARCH**



# From which source do you get most of your daily political news?

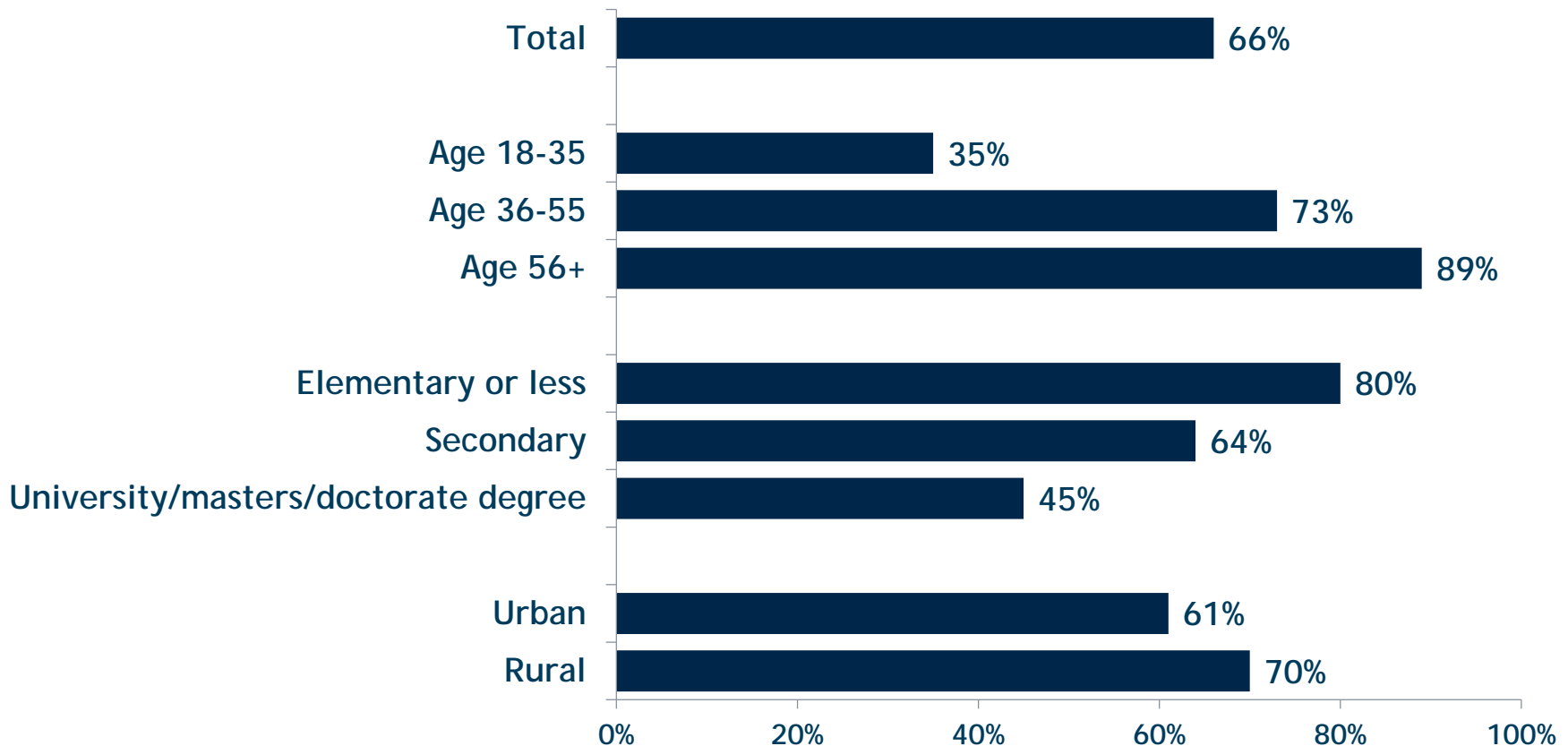
(All respondents: n=1,513. Single mention.)



# From which source do you get most of your daily political news?

(Disaggregated by demographics. All respondents: n=488 for 18-35; n=528 for 36-55; n=497 for 56+. n=451 for Elementary or less; n=864 for Secondary; n=198 for University/Master's/Doctorate degree. n=651 for Urban; n=862 for Rural. Single mention.)

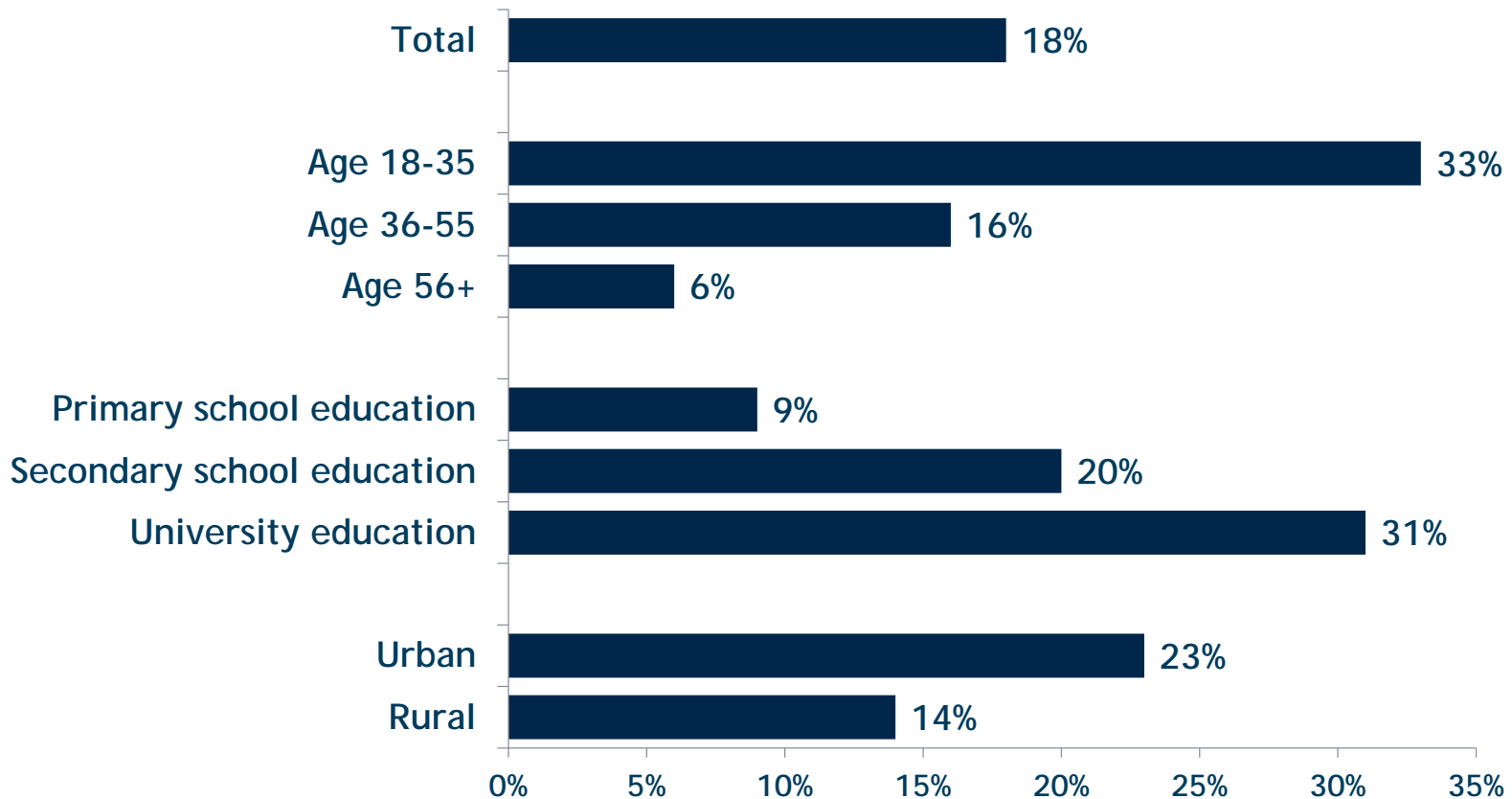
## TV



# From which source do you get most of your daily political news?

(Disaggregated by demographics. All respondents: n=488 for 18-35; n=528 for 36-55; n=497 for 56+. n=451 for Elementary or less; n=864 for Secondary; n=198 for University/Master's/Doctorate degree. n=651 for Urban; n=862 for Rural. Single mention.)

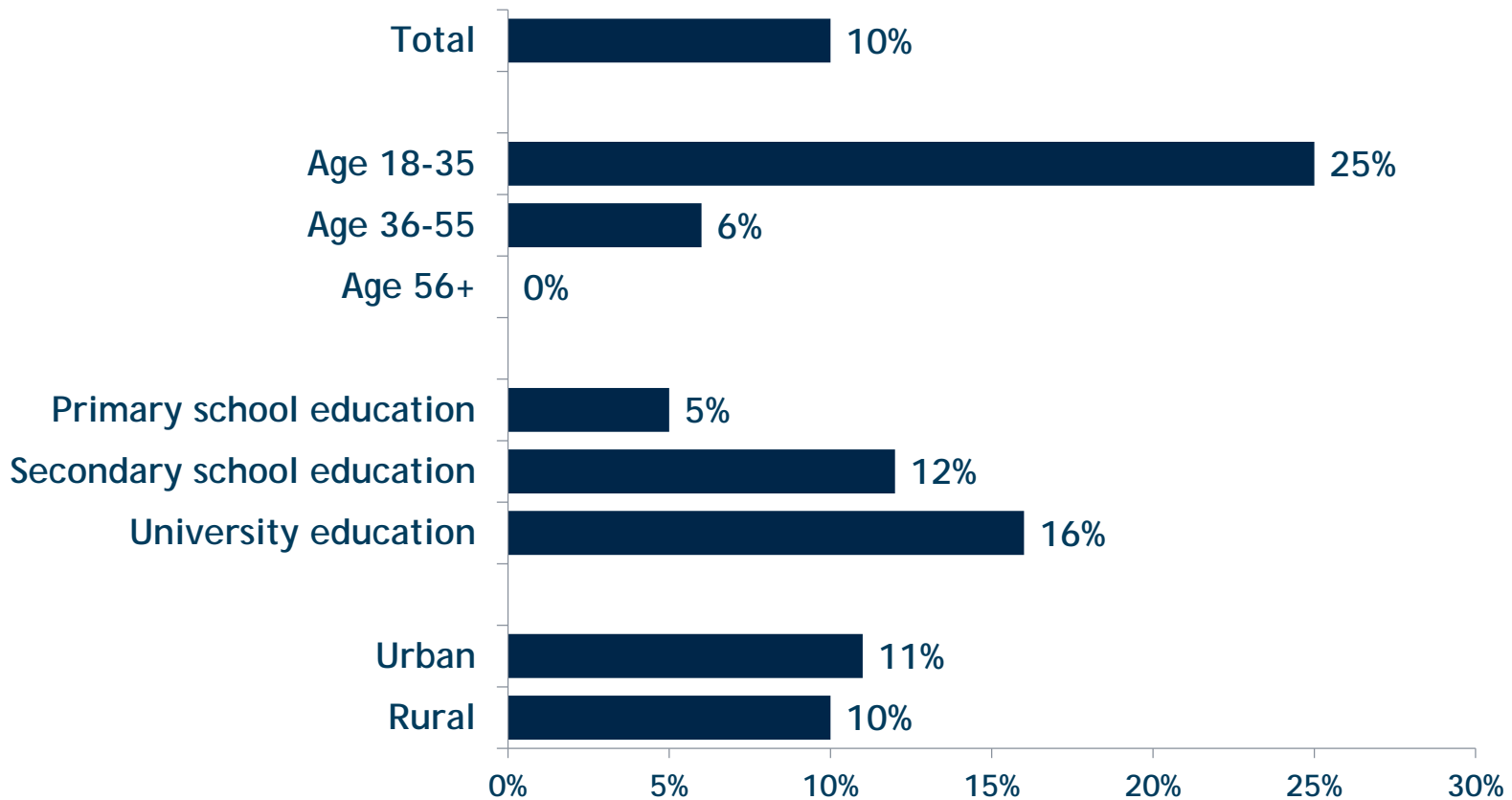
## Internet portals and sites



# From which source do you get most of your daily political news?

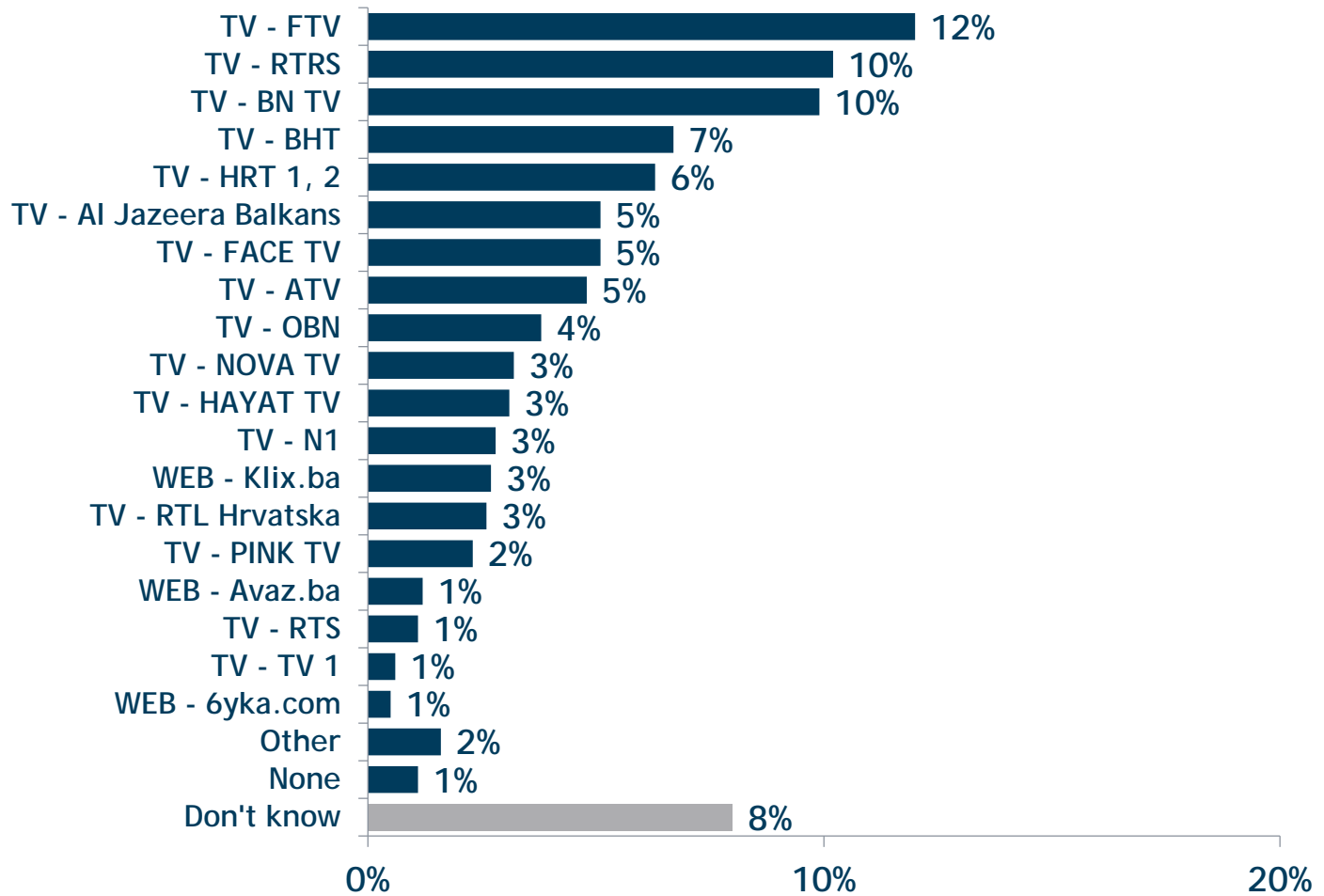
(Disaggregated by demographics. All respondents: n=488 for 18-35; n=528 for 36-55; n=497 for 56+. n=451 for Elementary or less; n=864 for Secondary; n=198 for University/Master's/Doctorate degree. n=651 for Urban; n=862 for Rural. Single mention.)

## Social media



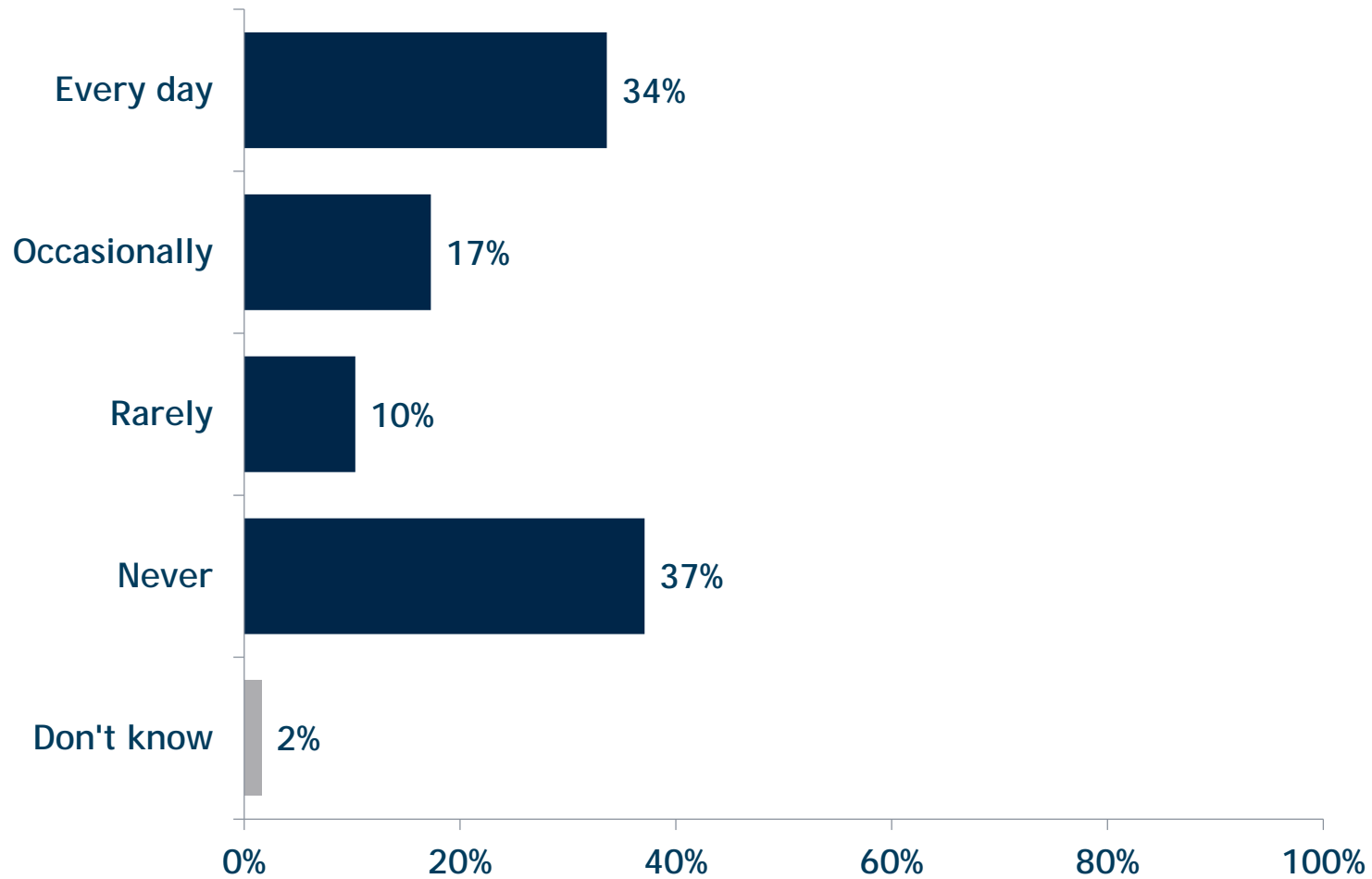
# Which specific media outlet do you trust the most for your news?

(All respondents: n=1,513. Single mention.)



# How often do you use social media as a source for daily news?

(All respondents: n=1,513. Single mention.)



# How often do you use social media as a source for daily news?

(Disaggregated by age. All respondents: n=1,513. Single mention.)

Answers	Age 18-35	Age 36-55	Age 56+
Every day	63%	27%	11%
Occasionally	18%	24%	9%
Rarely	9%	16%	6%
Never	9%	30%	73%
Don't know	1%	3%	1%

# How often do you use social media as a source for daily news?

(Disaggregated by education. All respondents: n=1,513. Single mention.)

Answers	Elementary or less	Secondary	University/Master's/ Doctorate degree
Every day	15%	39%	51%
Occasionally	11%	20%	18%
Rarely	11%	10%	11%
Never	61%	29%	17%
Don't know	3%	1%	3%





# Foreign Influence

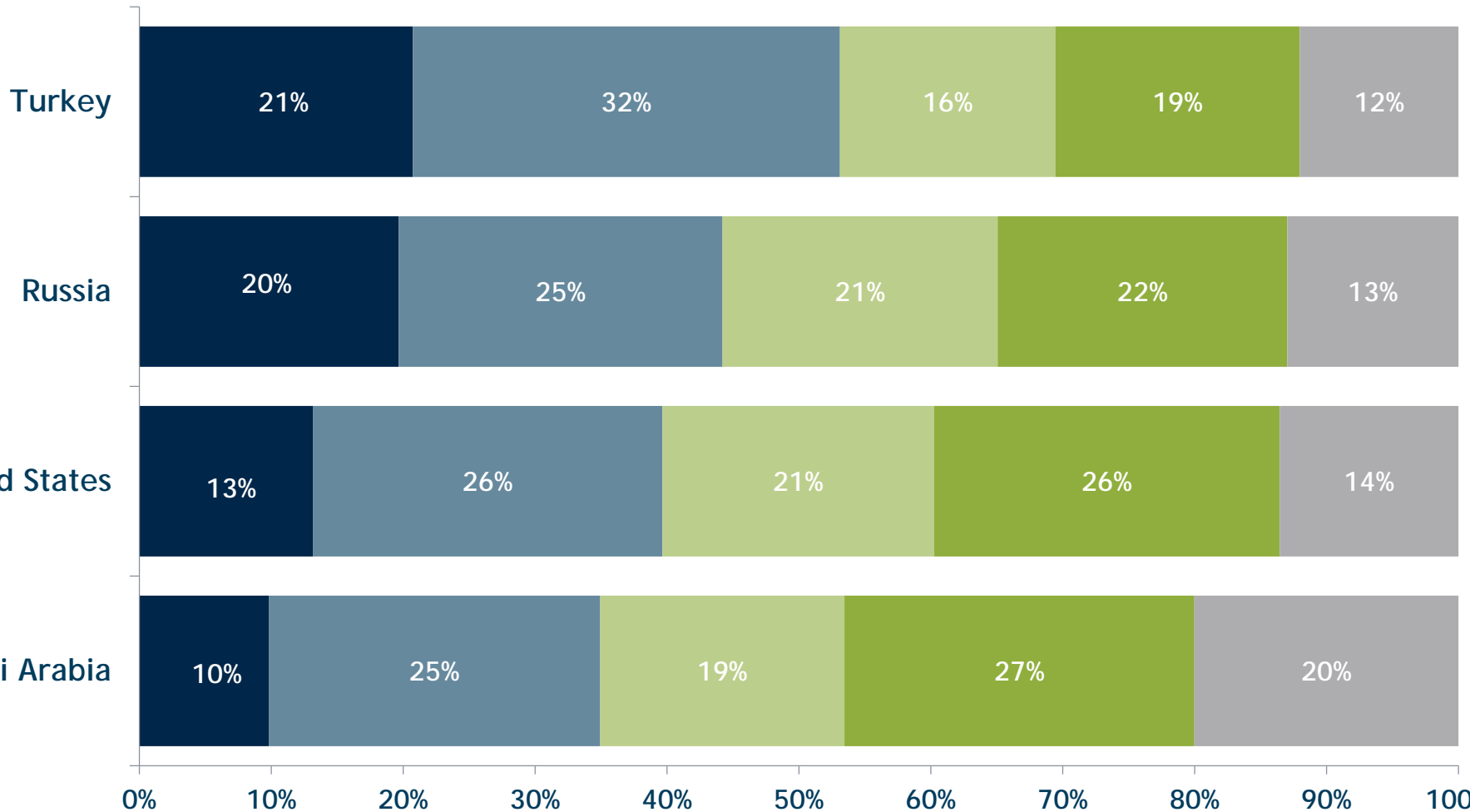
---



# What is your opinion of the role of the United States, Russia, Turkey and Saudi Arabia in BiH?

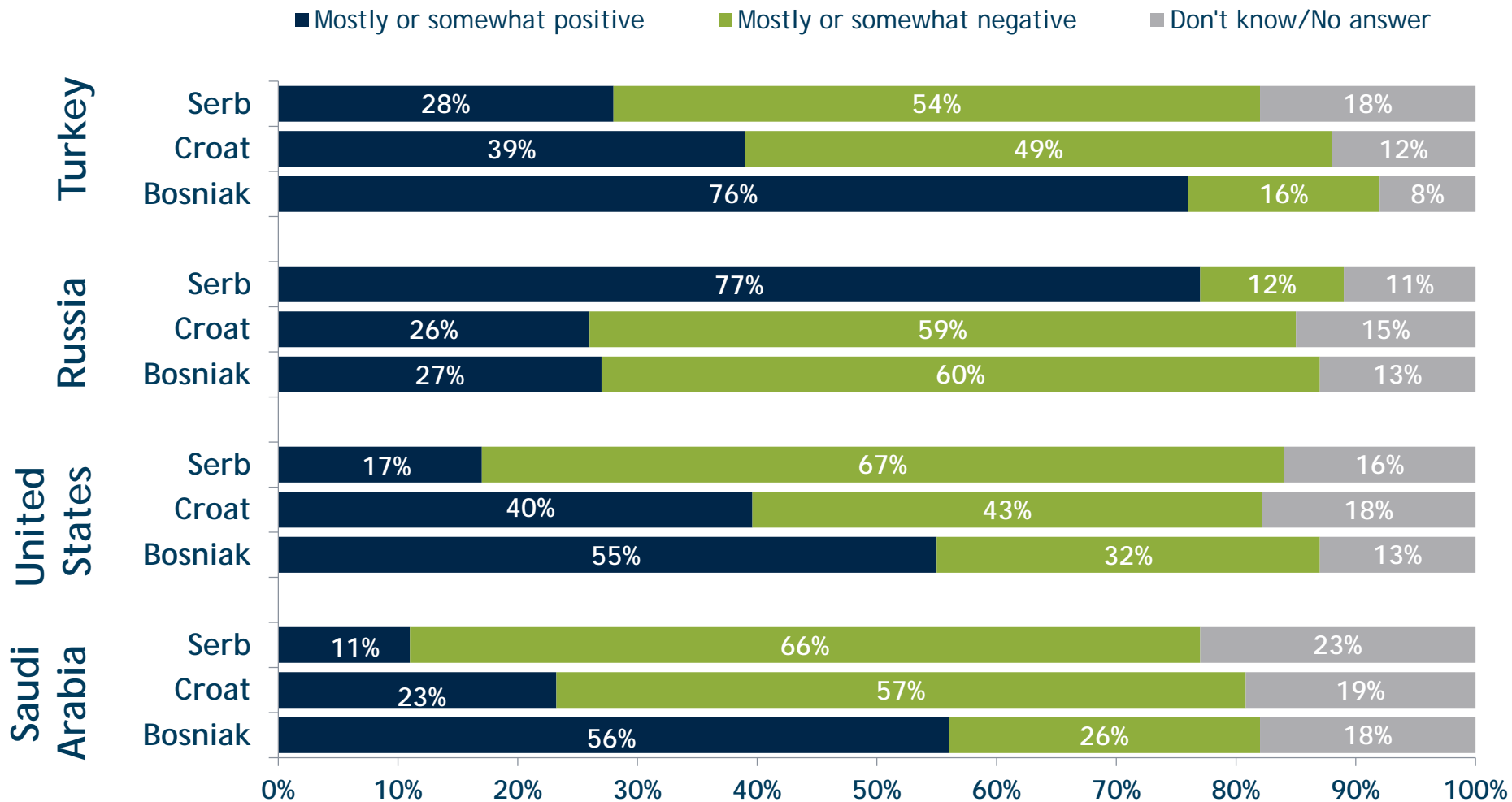
(All respondents: n=1,513. Single mention per item.)

■ Mostly positive   ■ Somewhat positive   ■ Somewhat negative   ■ Mostly negative   ■ Don't know/No answer



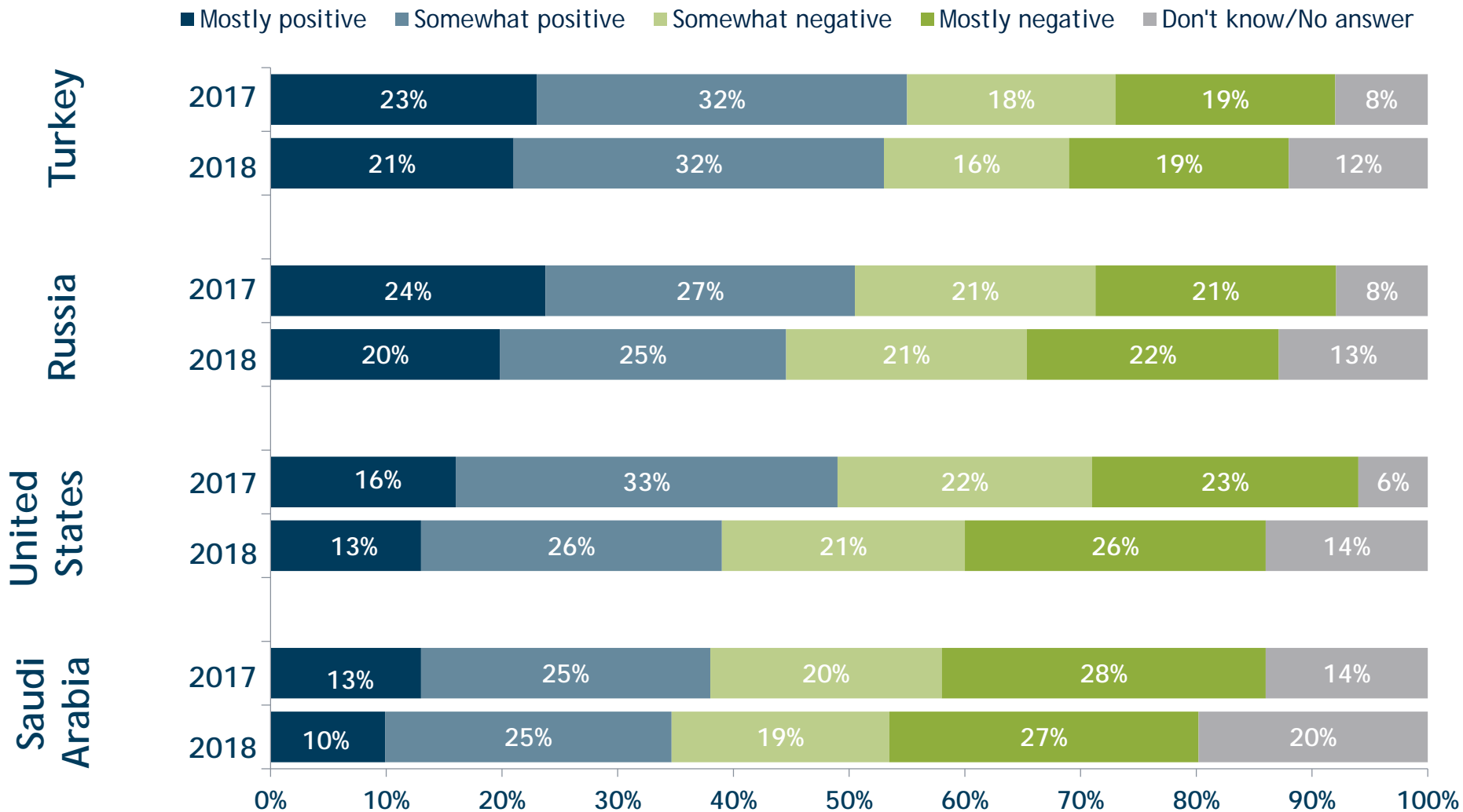
# What is your opinion of the role of United States, Russia, Turkey and Saudi Arabia in BiH?

(Disaggregated by ethnicity. All respondents: n=722 for Bosniak; n=190 for Croat; n=526 for Serb. Single mention per item.)



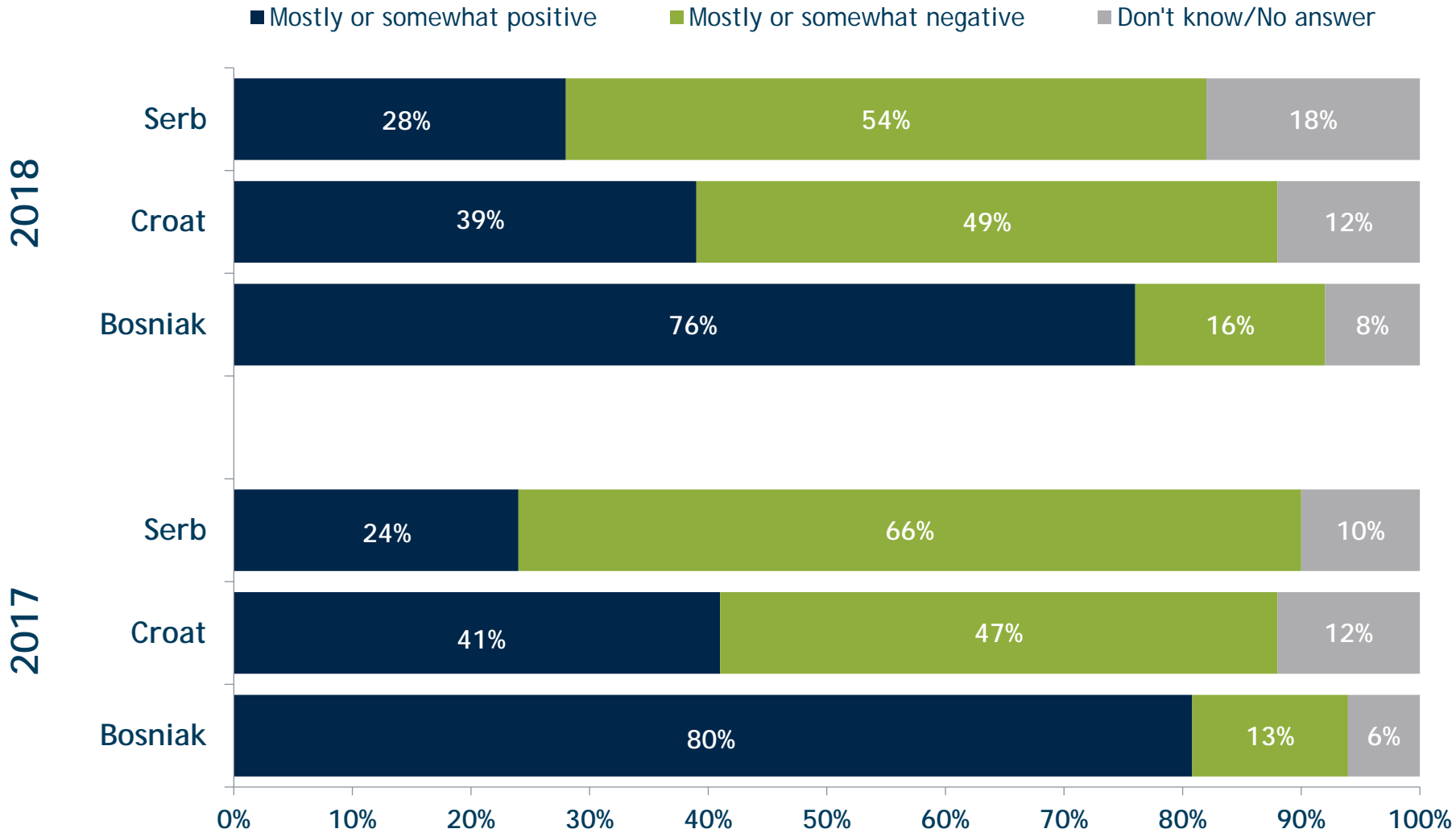
# What is your opinion of the role of United States, Russia, Turkey and Saudi Arabia in BiH?

(All respondents: n=1,537 for 2017; n=1,513 for 2018. Single mention per item.)



# What is your opinion of the role of Turkey in BiH?

(Disaggregated by ethnicity. All respondents. 2017: n=747 for Bosniak; n=193 for Croat; n= 512 for Serb. 2018: n=722 for Bosniak; n=190 for Croat; n=526 for Serb. Single mention per item.)



# What is your opinion of the role of Russia in BiH?

(Disaggregated by ethnicity. All respondents. 2017: n=747 for Bosniak; n=193 for Croat; n= 512 for Serb. 2018: n=722 for Bosniak; n=190 for Croat; n=526 for Serb. Single mention per item.)



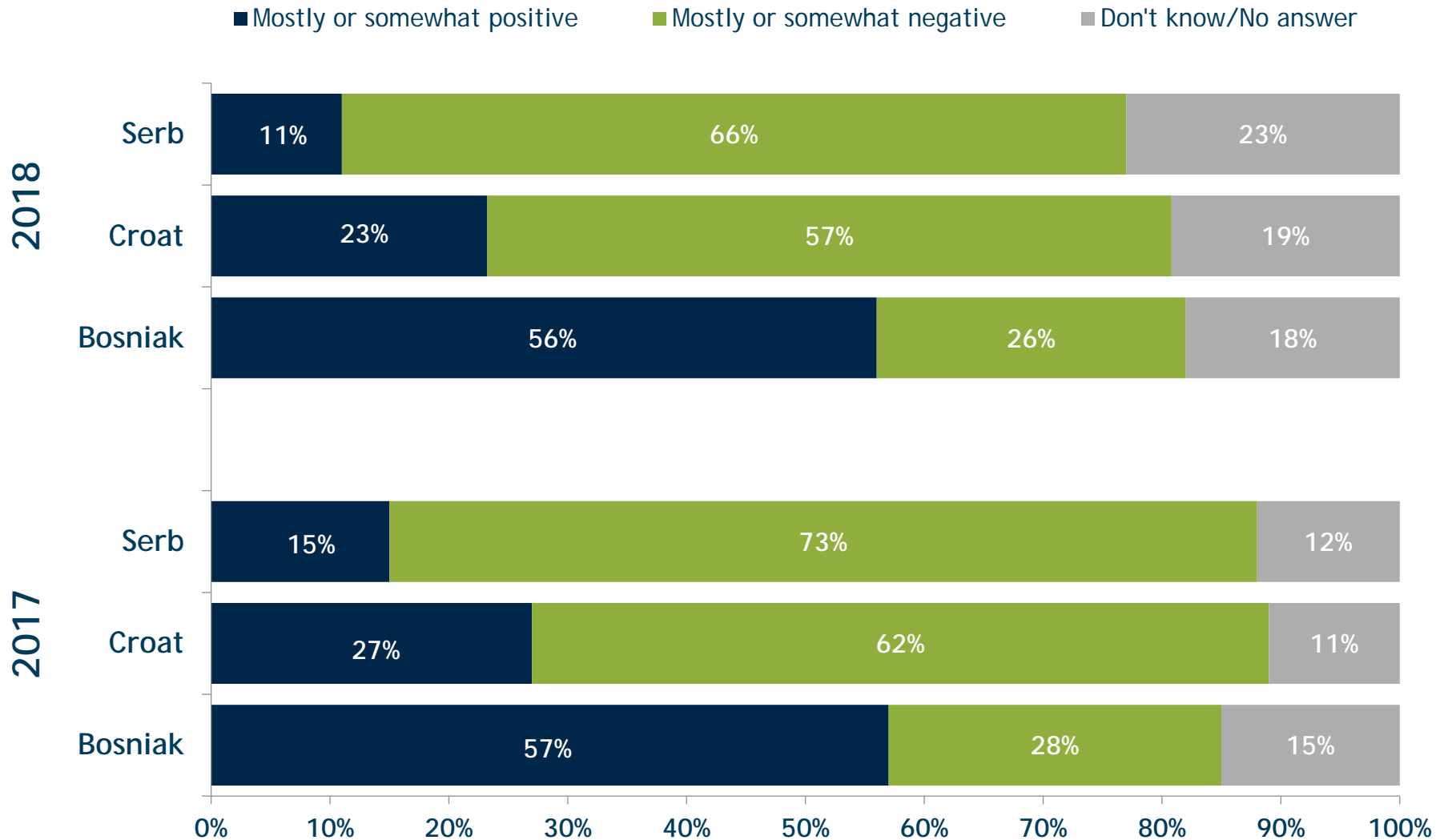
# What is your opinion of the role of United States in BiH?

(Disaggregated by ethnicity. All respondents. 2017: n=747 for Bosniak; n=193 for Croat; n= 512 for Serb. 2018: n=722 for Bosniak; n=190 for Croat; n=526 for Serb. Single mention per item.)



# What is your opinion of the role of Saudi Arabia in BiH?

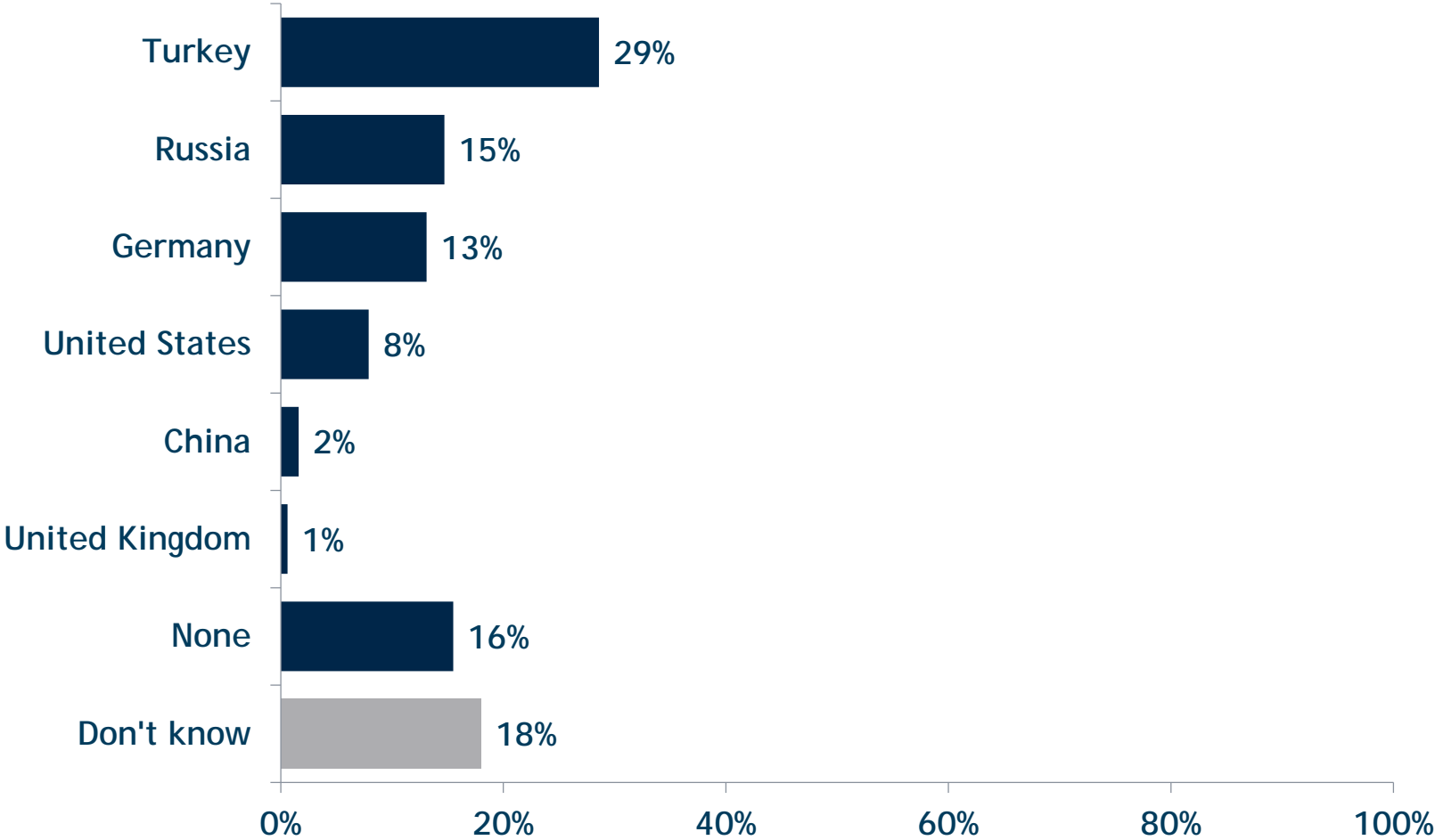
(Disaggregated by ethnicity. All respondents. 2017: n=747 for Bosniak; n=193 for Croat; n= 512 for Serb. 2018: n=722 for Bosniak; n=190 for Croat; n=526 for Serb. Single mention per item.)





# In your opinion, from the listed countries, which is BiH's greatest ally?

(All respondents: n=1,513. Single mention.)



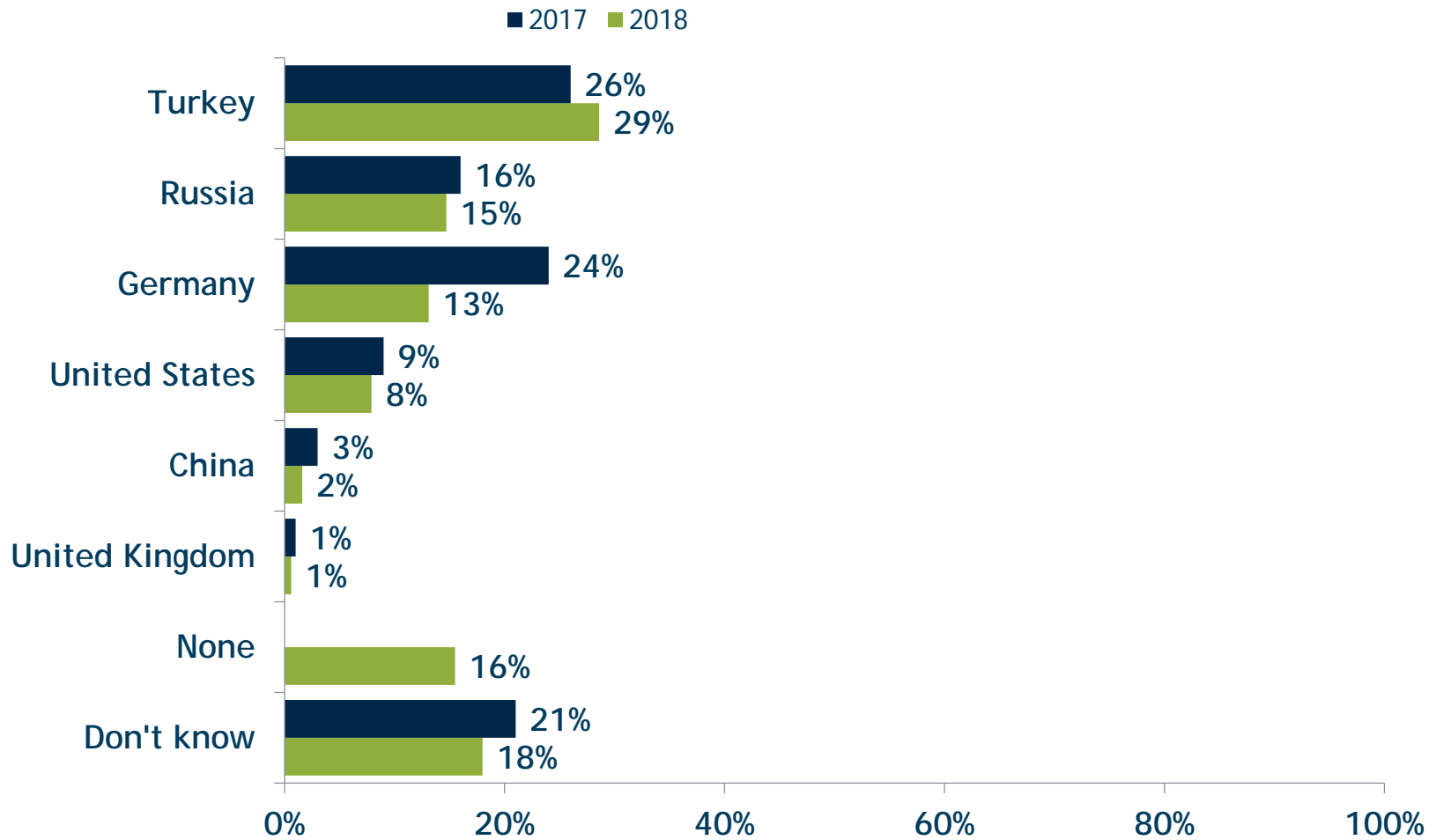
# In your opinion, from the listed countries, which is BiH's greatest ally?

(Disaggregated by ethnicity. All respondents: n=722 for Bosniak; n=190 for Croat; n=526 for Serb. Single mention.)

Answers	Bosniak	Croat	Serb
Turkey	51%	13%	5%
Russia	1%	1%	41%
Germany	17%	17%	6%
United States	11%	6%	3%
China	1%	1%	4%
United Kingdom	1%	1%	0%
None	7%	34%	19%
Don't know	12%	28%	23%

# In your opinion, from the listed countries, which is BiH's greatest ally?

(All respondents: n=1,513. Single mention.)



# In your opinion, from the listed countries, which is BiH's greatest ally?

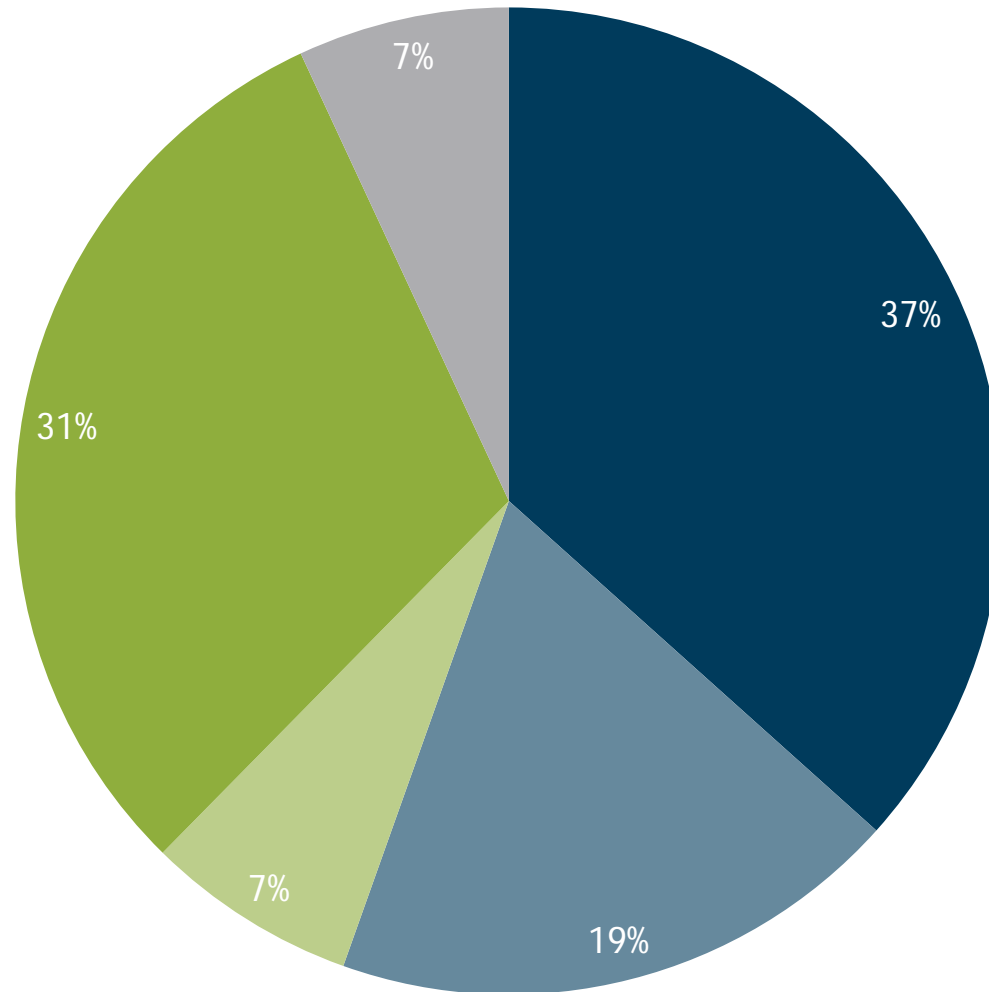
(Disaggregated by ethnicity. All respondents. 2017: n=747 for Bosniak; n=193 for Croat; n= 512 for Serb. 2018: n=722 for Bosniak; n=190 for Croat; n=526 for Serb. Single mention per item.)

Answers	Bosniak		Croat		Serb	
	2017	2018	2017	2018	2017	2018
Turkey	43%	51%	5%	13%	10%	5%
Russia	0%	1%	2%	1%	47%	41%
Germany	29%	17%	41%	17%	9%	6%
United States	9%	11%	12%	6%	9%	3%
China	1%	1%	1%	1%	8%	4%
United Kingdom	0%	1%	1%	1%	2%	0%

# To what extent do you support or oppose BiH's accession to NATO?

(All respondents: n=1,513. Single mention per item.)

■ Strongly support ■ Somewhat support ■ Somewhat oppose ■ Strongly oppose ■ Don't know/No answer



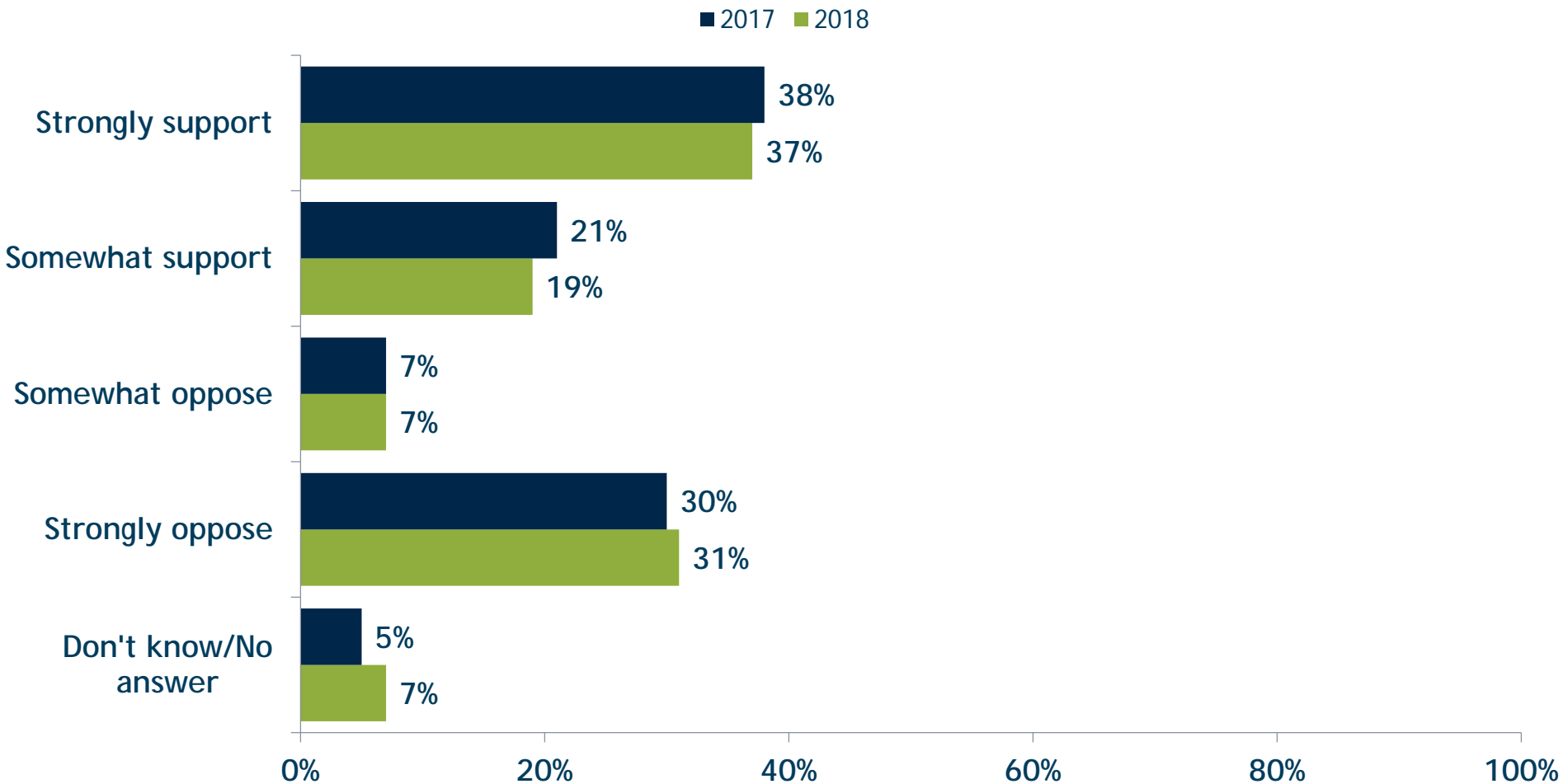
# To what extent do you support or oppose BiH's accession to NATO?

(Disaggregated by ethnicity. All respondents: n=722 for Bosniak; n=190 for Croat; n=526 for Serb. Single mention.)

Answers	Bosniak	Croat	Serb
Strongly support	58%	44%	5%
Somewhat support	26%	31%	5%
Somewhat oppose	5%	9%	8%
Strongly oppose	6%	9%	74%
Don't know/No answer	5%	7%	8%

# To what extent do you support or oppose BiH's accession to NATO?

(All respondents: n=1,537 for 2017; n=1,513 for 2018. Single mention per item.)



# To what extent do you support or oppose BiH's accession to NATO?

(Disaggregated by ethnicity. All respondents. 2017: n=747 for Bosniak; n=193 for Croat; n= 512 for Serb. 2018: n=722 for Bosniak; n=190 for Croat; n=526 for Serb. Single mention per item.)

Answers	Bosniak		Croat		Serb	
	2017	2018	2017	2018	2017	2018
Strongly support	57%	58%	53%	44%	2%	5%
Somewhat support	27%	26%	31%	31%	7%	5%
Somewhat oppose	4%	5%	7%	9%	11%	8%
Strongly oppose	6%	6%	7%	9%	76%	74%
Don't know/No answer	6%	5%	2%	7%	3%	8%



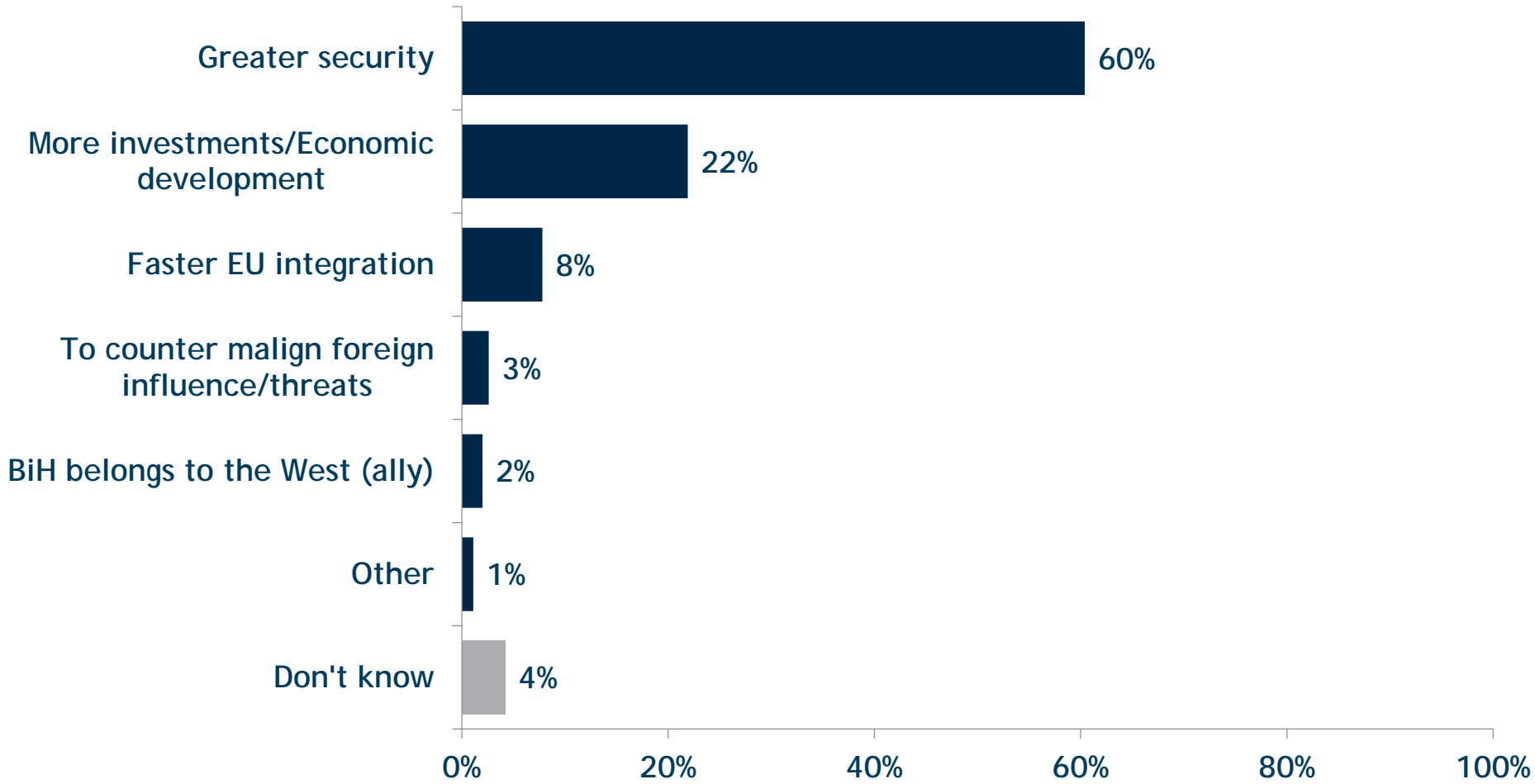
# To what extent do you support or oppose BiH's accession to NATO?

(Disaggregated by responses to outlook of the country. All respondents. Single answer: n=139 for heading in the right direction; n=1,292 for heading in the wrong direction; n=82 for don't know.)

Answers	Generally speaking, BiH is heading in the right direction	Generally speaking, BiH is heading in the wrong direction	Don't know
Strongly support	51%	36%	32%
Somewhat support	14%	20%	15%
Somewhat oppose	7%	7%	1%
Strongly oppose	26%	31%	29%
Don't know	3%	6%	23%

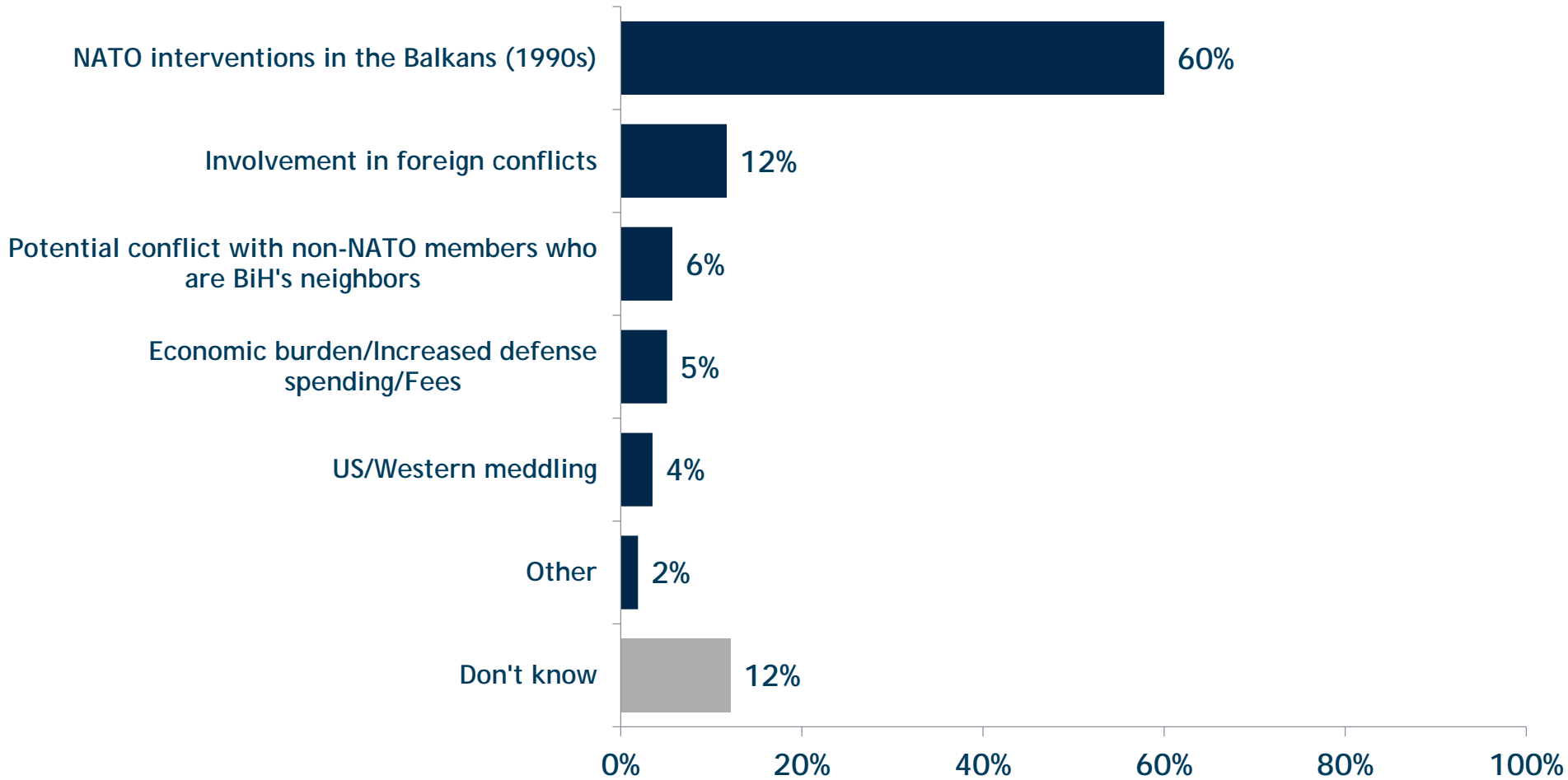
# Why do you support BiH's accession?

(Respondents who strongly and somewhat support BiH's accession to NATO: n=848. Open-ended. First mentions.)



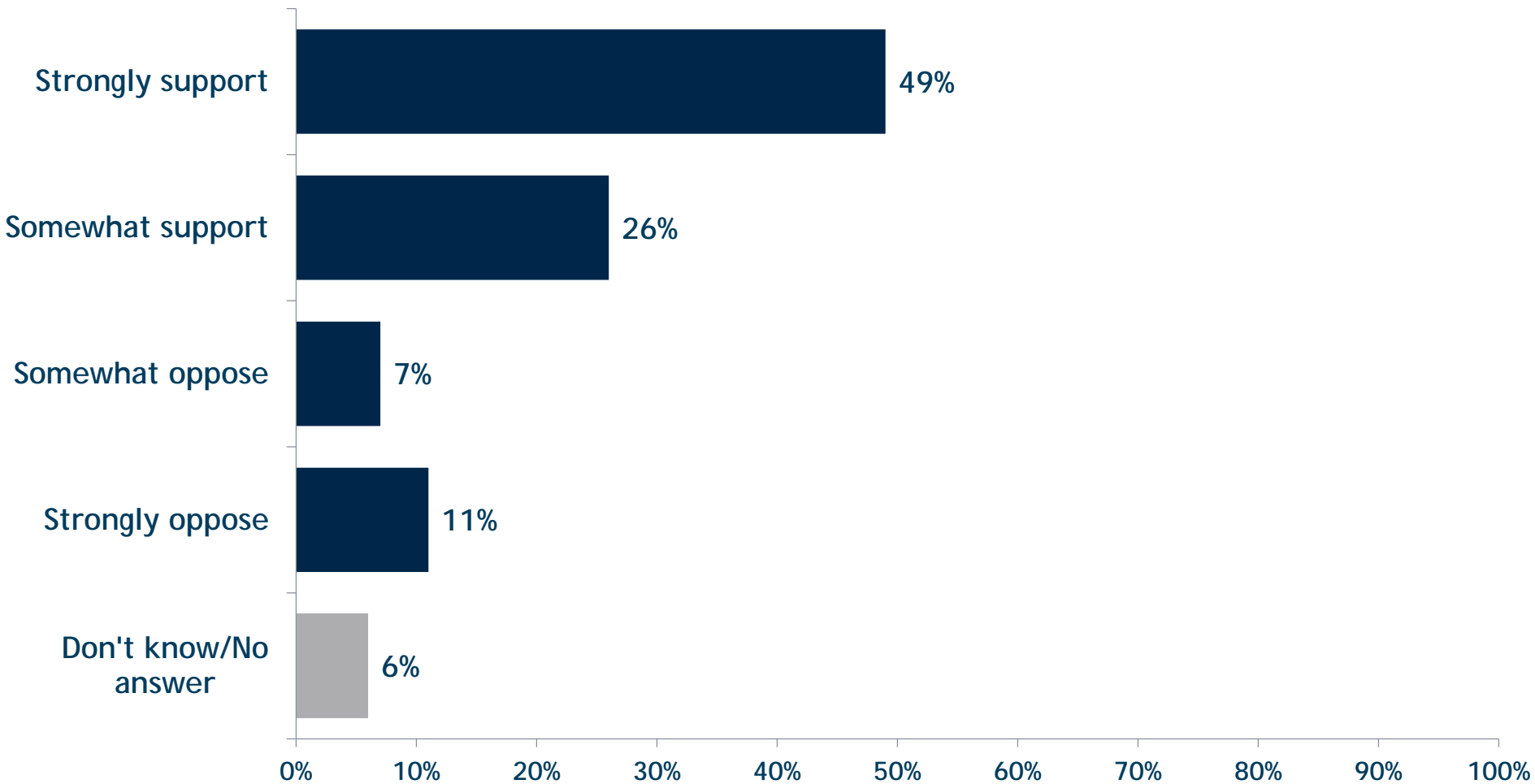
# Why do you oppose BiH's accession?

(Respondents who strongly and somewhat oppose BiH's accession to NATO: n=564. Open-ended. First mentions.)



# To what extent do you support or oppose BiH's accession to the EU?

(All respondents: n=1,513. Single mention per item.)



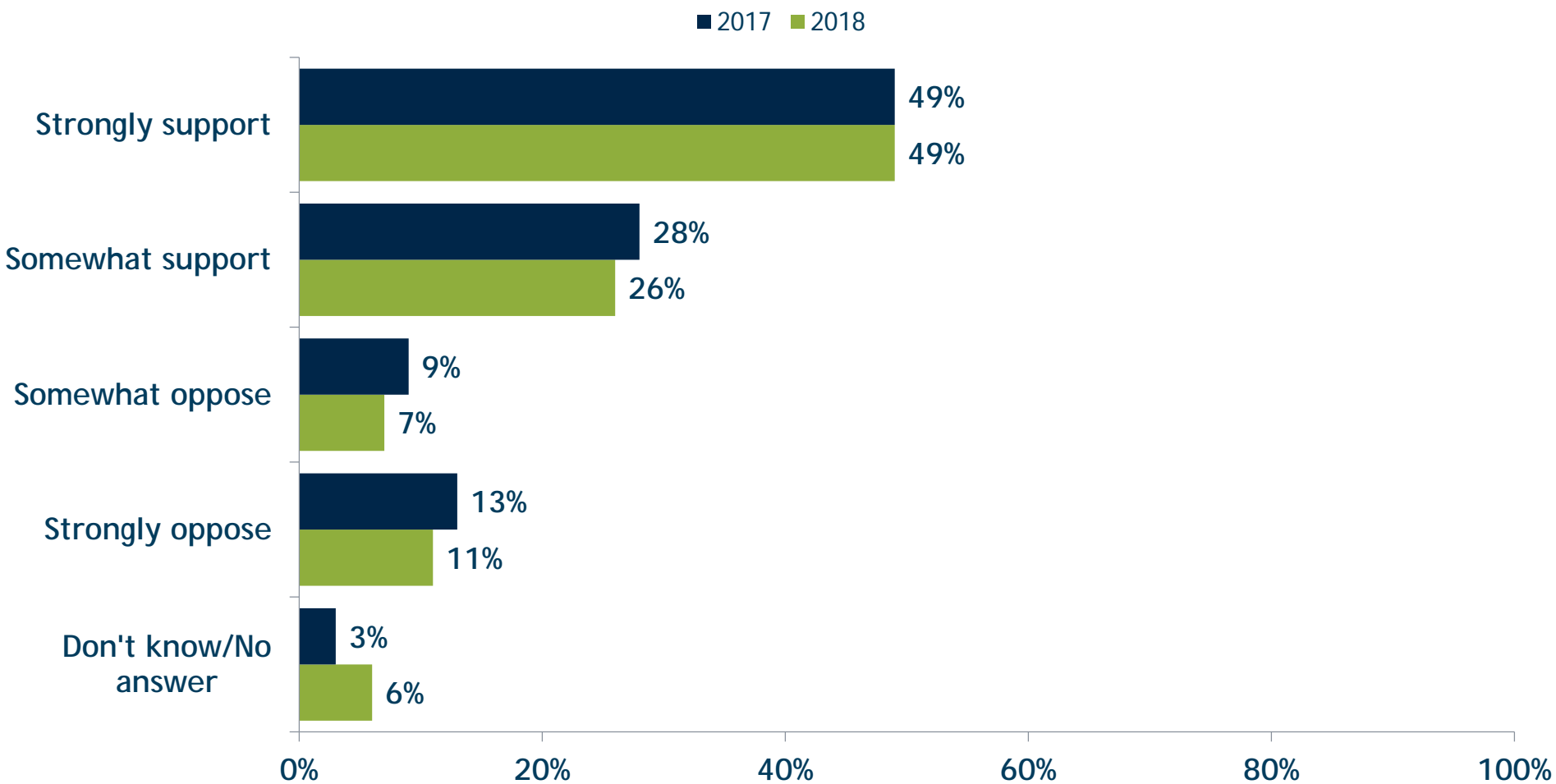
# To what extent do you support or oppose BiH's accession to the EU?

(Disaggregated by ethnicity. All respondents: n=722 for Bosniak; n=190 for Croat; n=526 for Serb. Single mention.)

Answers	Bosniak	Croat	Serb
Strongly support	68%	53%	21%
Somewhat support	20%	23%	36%
Somewhat oppose	3%	14%	11%
Strongly oppose	5%	6%	21%
Don't know/No answer	4%	4%	11%

# To what extent do you support or oppose BiH's accession to the EU?

(All respondents: n=1,537 for 2017; n=1,513 for 2018. Single mention per item.)



# To what extent do you support or oppose BiH's accession to the EU?

(Disaggregated by ethnicity. All respondents. 2017: n=747 for Bosniak; n=193 for Croat; n= 512 for Serb. 2018: n=722 for Bosniak; n=190 for Croat; n=526 for Serb. Single mention per item.)

Answers	Bosniak		Croat		Serb	
	2017	2018	2017	2018	2017	2018
Strongly support	65%	68%	59%	53%	18%	21%
Somewhat support	24%	20%	27%	23%	35%	36%
Somewhat oppose	3%	3%	5%	14%	19%	11%
Strongly oppose	5%	5%	8%	6%	27%	21%
Don't know/No answer	3%	4%	1%	4%	3%	11%

# To what extent do you support or oppose BiH's accession to the European Union?

(Disaggregated by responses to outlook of the country. All respondents, single answer: n=139 for heading in the right direction; n=1,292 for heading in the wrong direction; n=82 for don't know.)

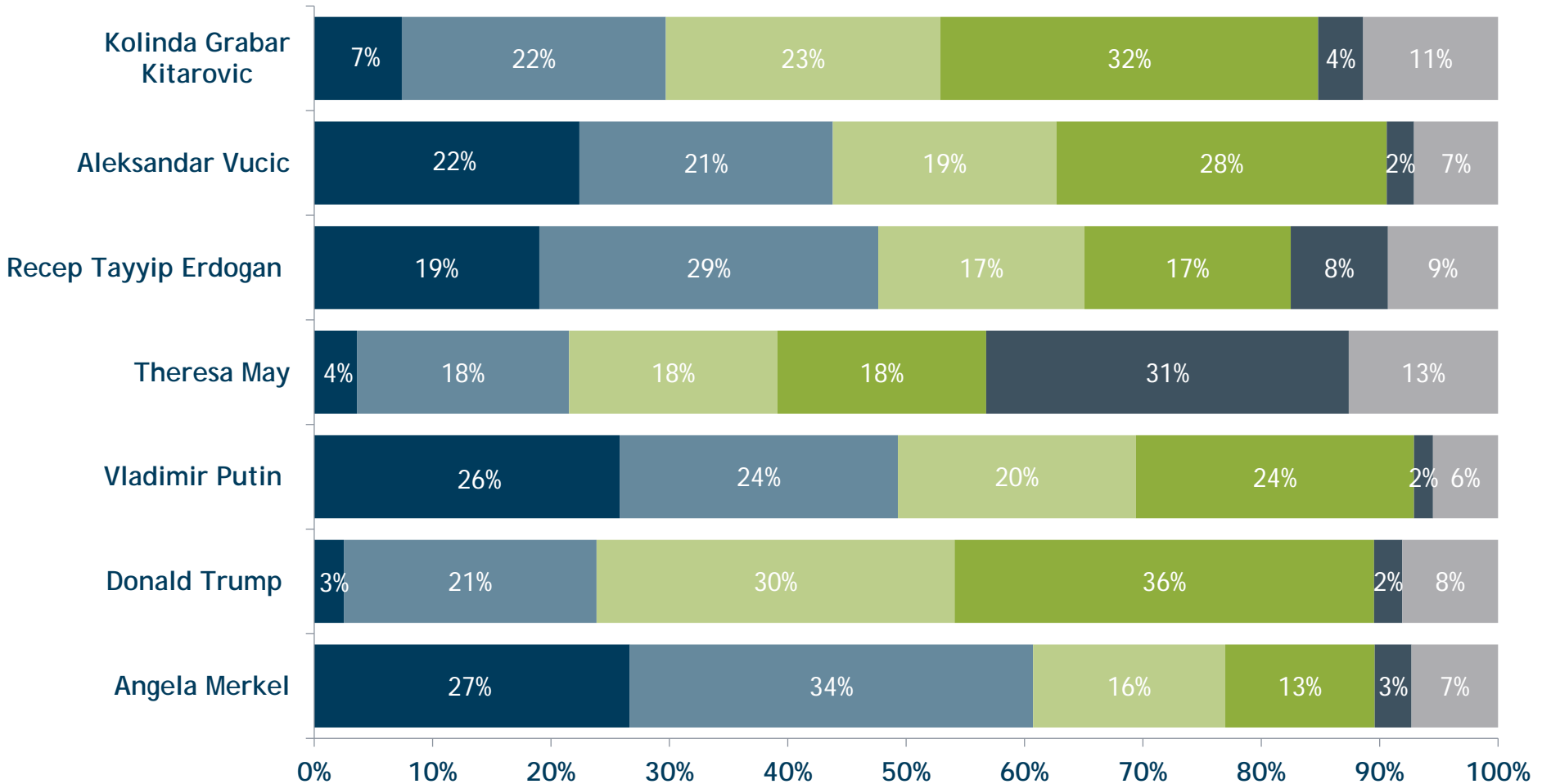
Answers	Generally speaking, BiH is heading in the right direction	Generally speaking, BiH is heading in the wrong direction	Don't know
Strongly support	64%	48%	47%
Somewhat support	16%	28%	16%
Somewhat oppose	4%	8%	3%
Strongly oppose	9%	12%	9%
Don't Know	7%	5%	26%



# What is your opinion of the following world and regional leaders?

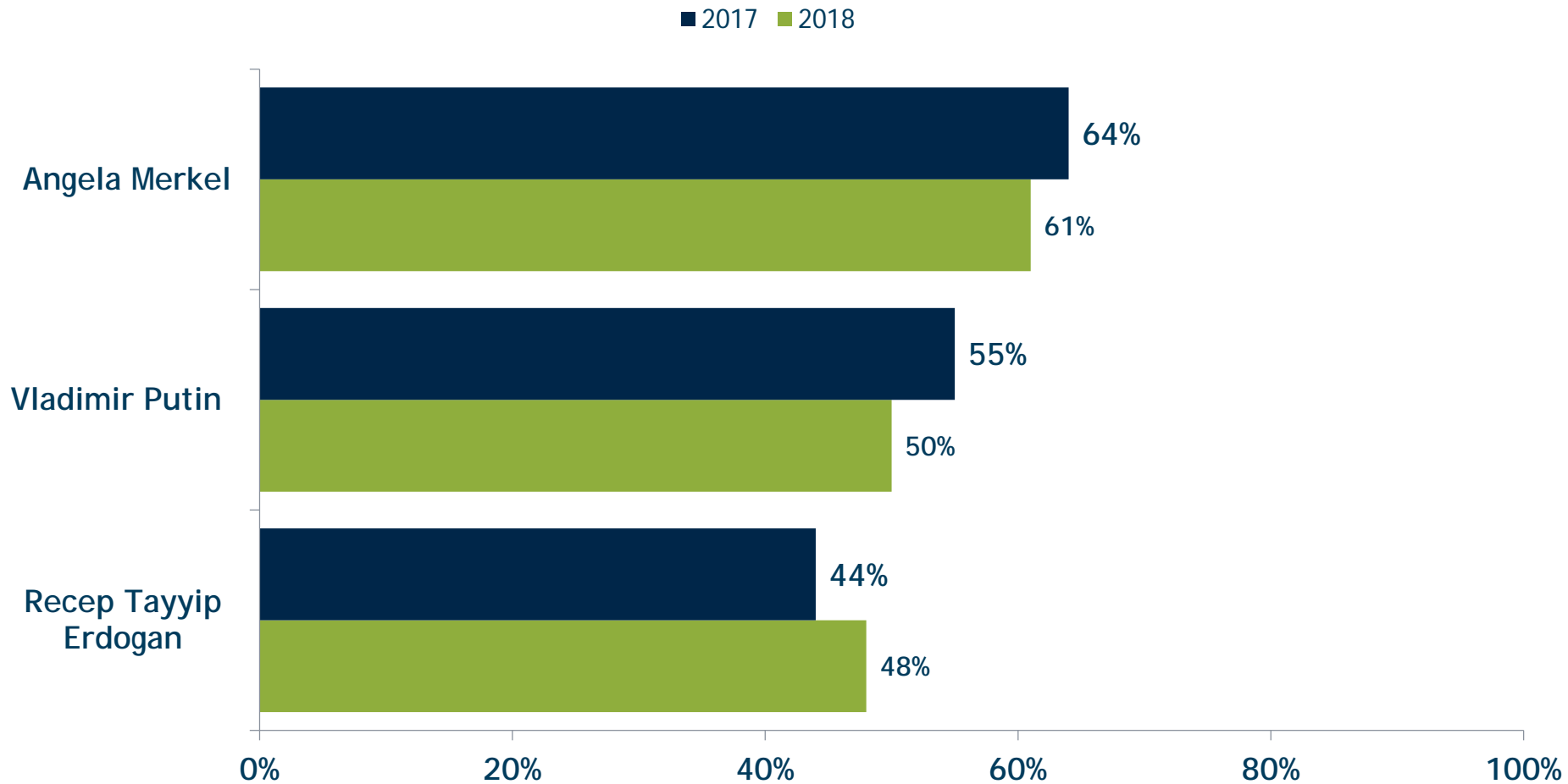
(All respondents: n=1,513. Single mention.)

Very favorable   Somewhat favorable   Somewhat unfavorable   Very unfavorable   Never heard of   Don't know



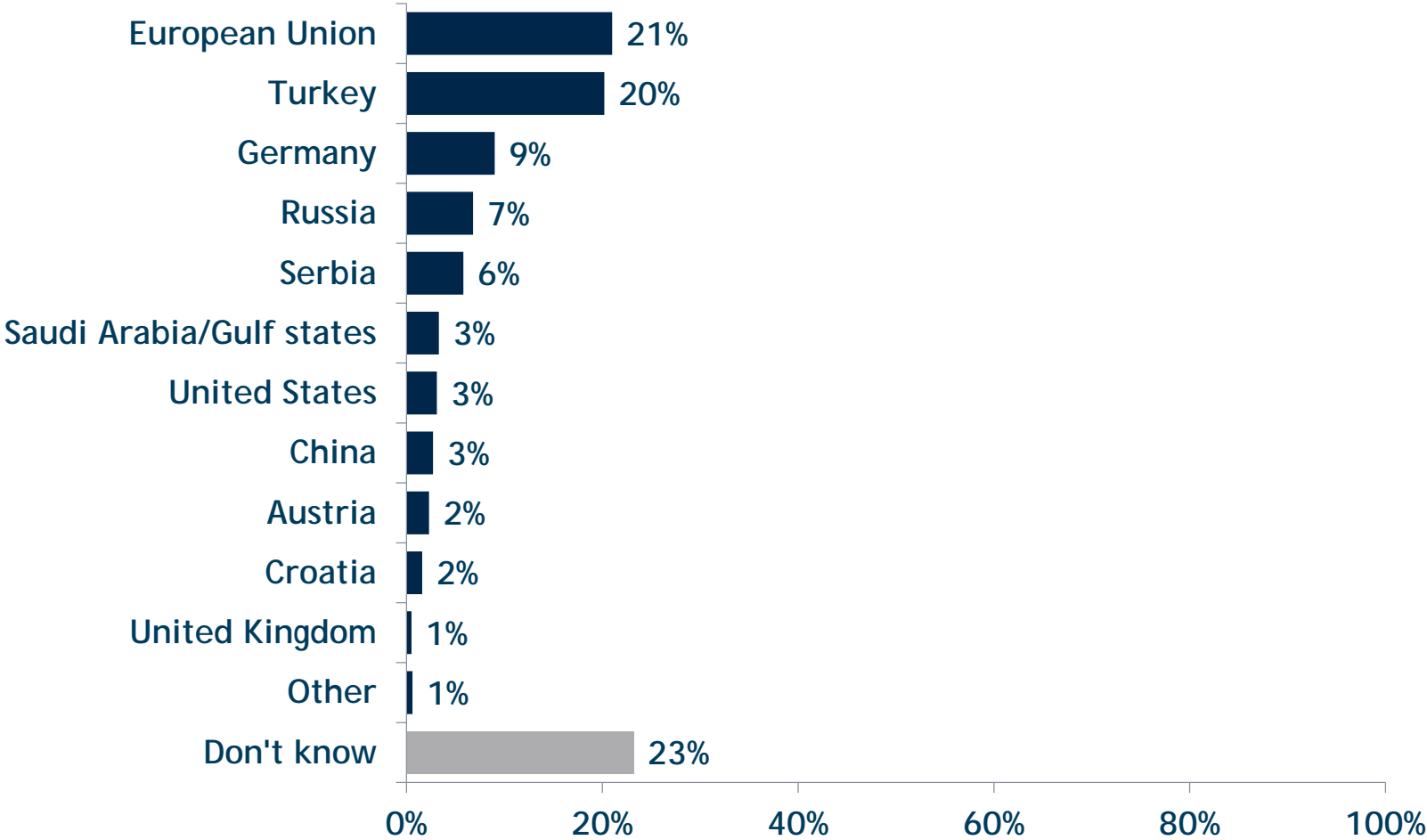
# What is your opinion of the following world and regional leaders?

(All respondents: n=1,537 for 2017; n=1,513 for 2018. Single mention per item.)



# Who is the biggest foreign investor in BiH?

(All respondents: n=1,513. Single mention.)



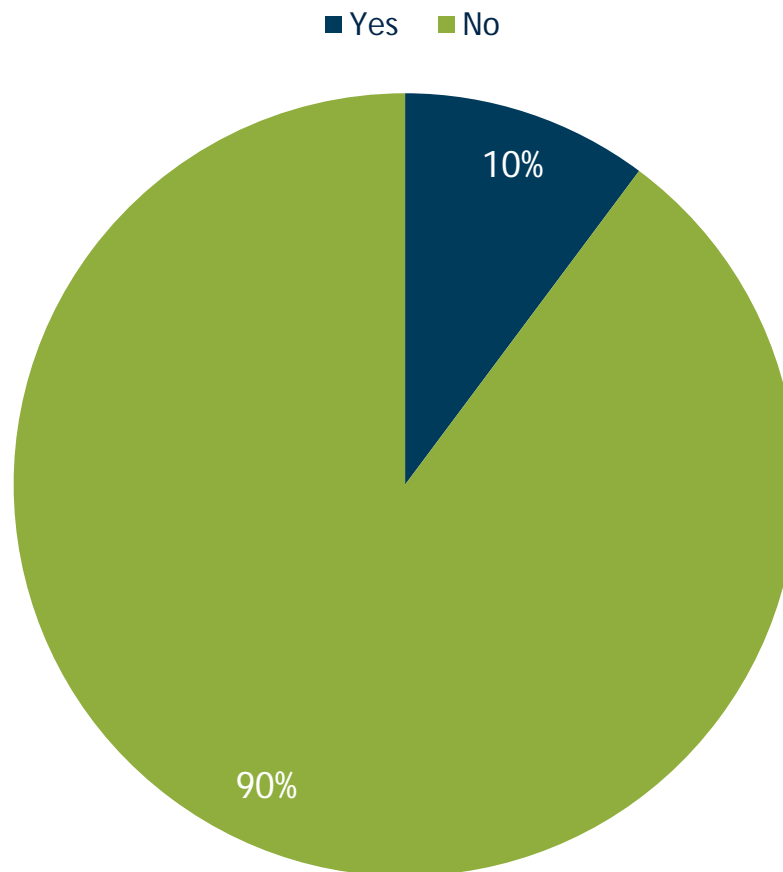
# Who is the biggest foreign investor in BiH?

(Disaggregated by ethnicity. All respondents: n=722 for Bosniak; n=190 for Croat; n=526 for Serb. Single mention.)

Answers	Bosniak	Croat	Serb
EU	20%	48%	14%
Turkey	34%	7%	6%
Germany	13%	9%	3%
Russia	0%	1%	19%
Serbia	0%	0%	16%
Saudi Arabia/Gulf states	3%	0%	4%
United States	4%	1%	1%
China	1%	2%	6%
Austria	3%	3%	1%
Croatia	1%	7%	0%
United Kingdom	1%	0%	0%
Other	1%	1%	0%
Don't know	19%	20%	30%

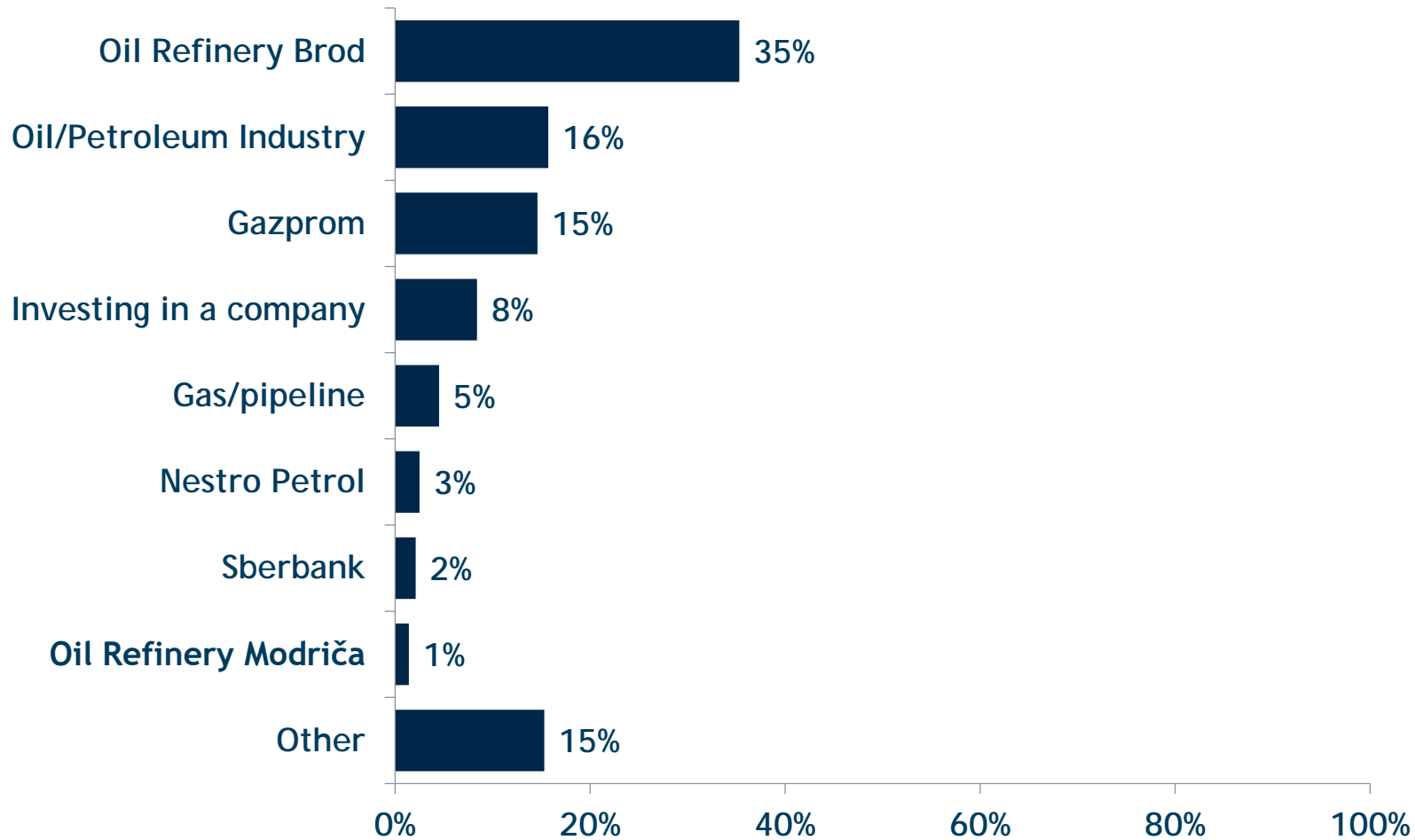
# Are you aware of any major Russian investments in BiH?

(All respondents: n=1,513. Single mention.)



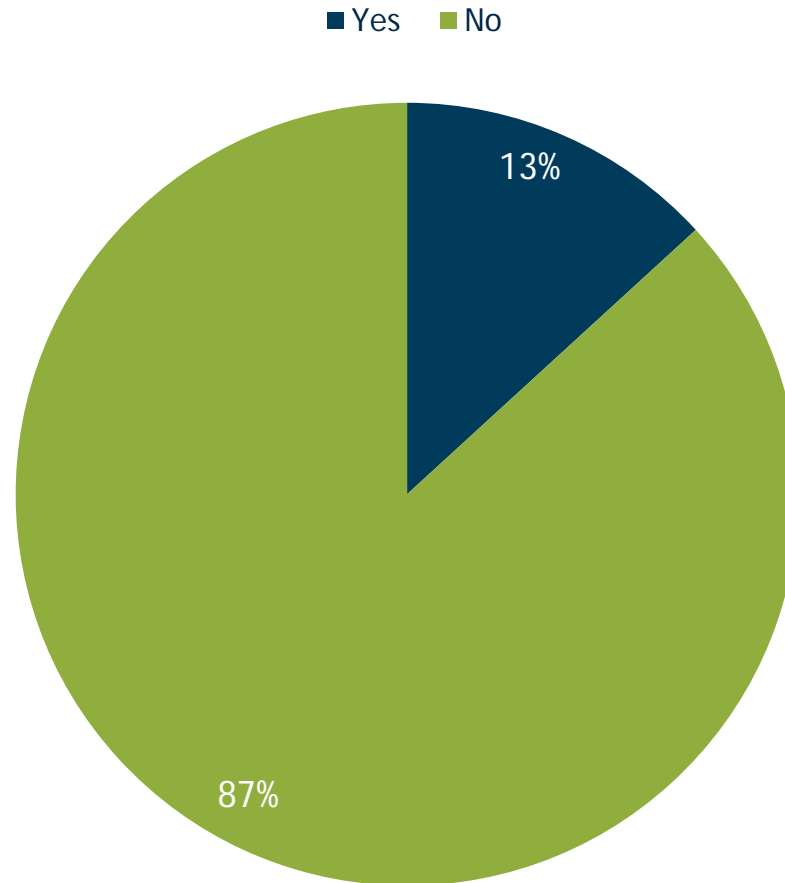
# Which major Russian investment are you aware of?

(Open-ended; respondents aware of any major Russian investment in BiH: n=131. First mentions.)



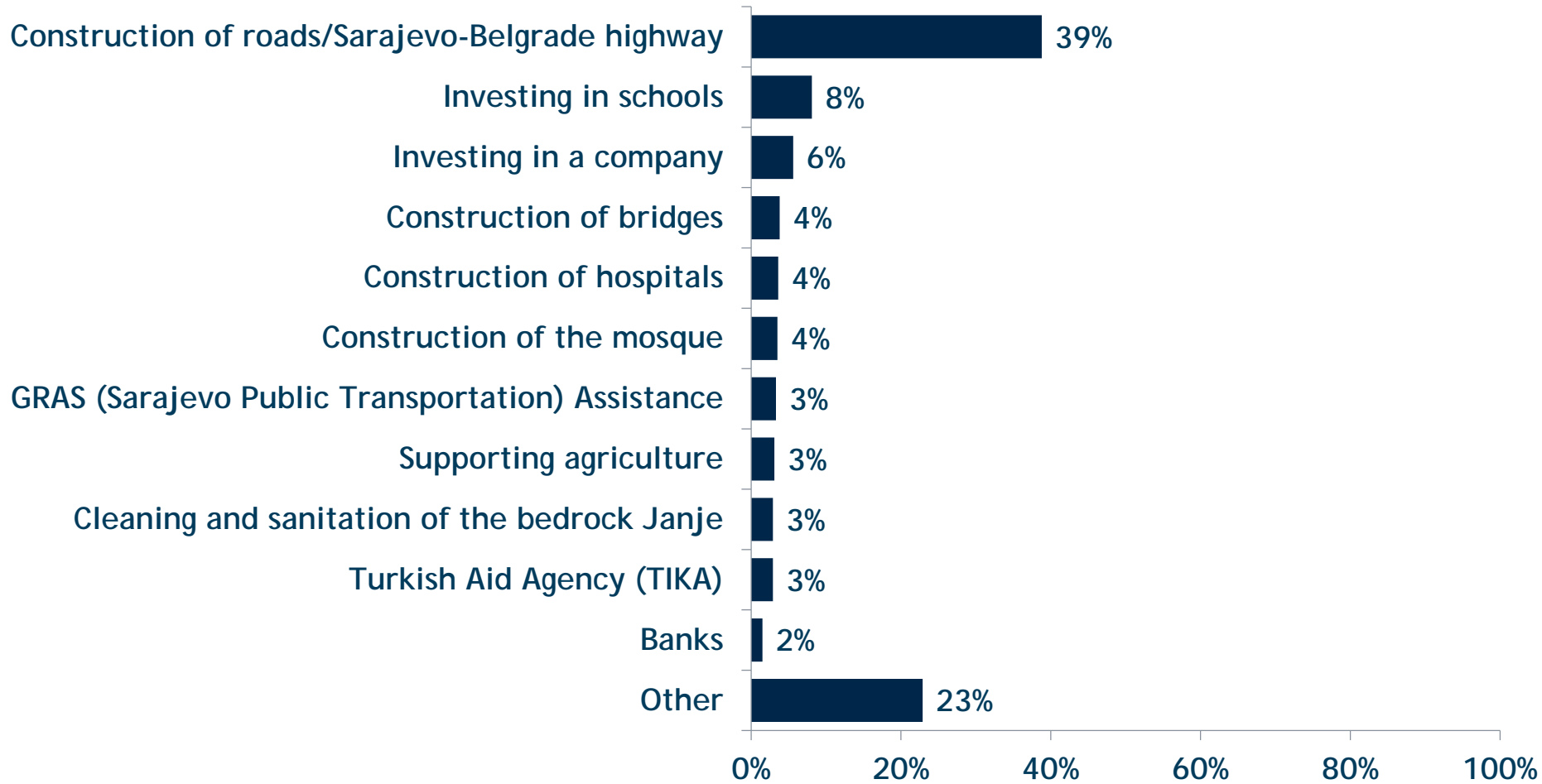
# Are you aware of any major Turkish investments in BiH?

(All respondents: n=1,513. Single mention.)



# Which major Turkish investment are you aware of?

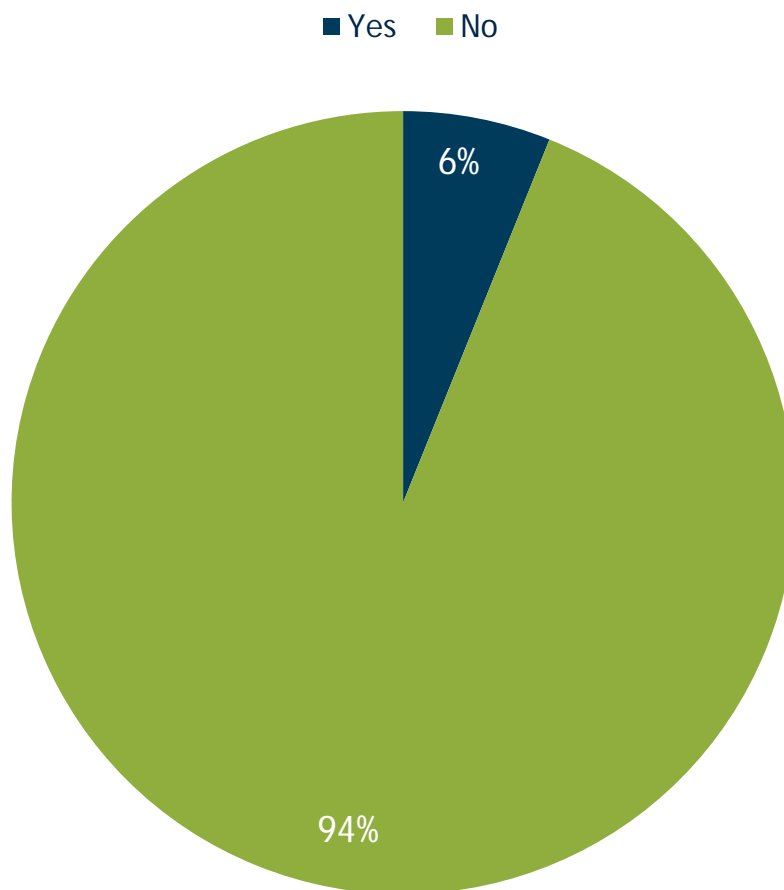
(Open-ended; respondents aware of major Turkish investment in BiH: n=140. First mentions.)





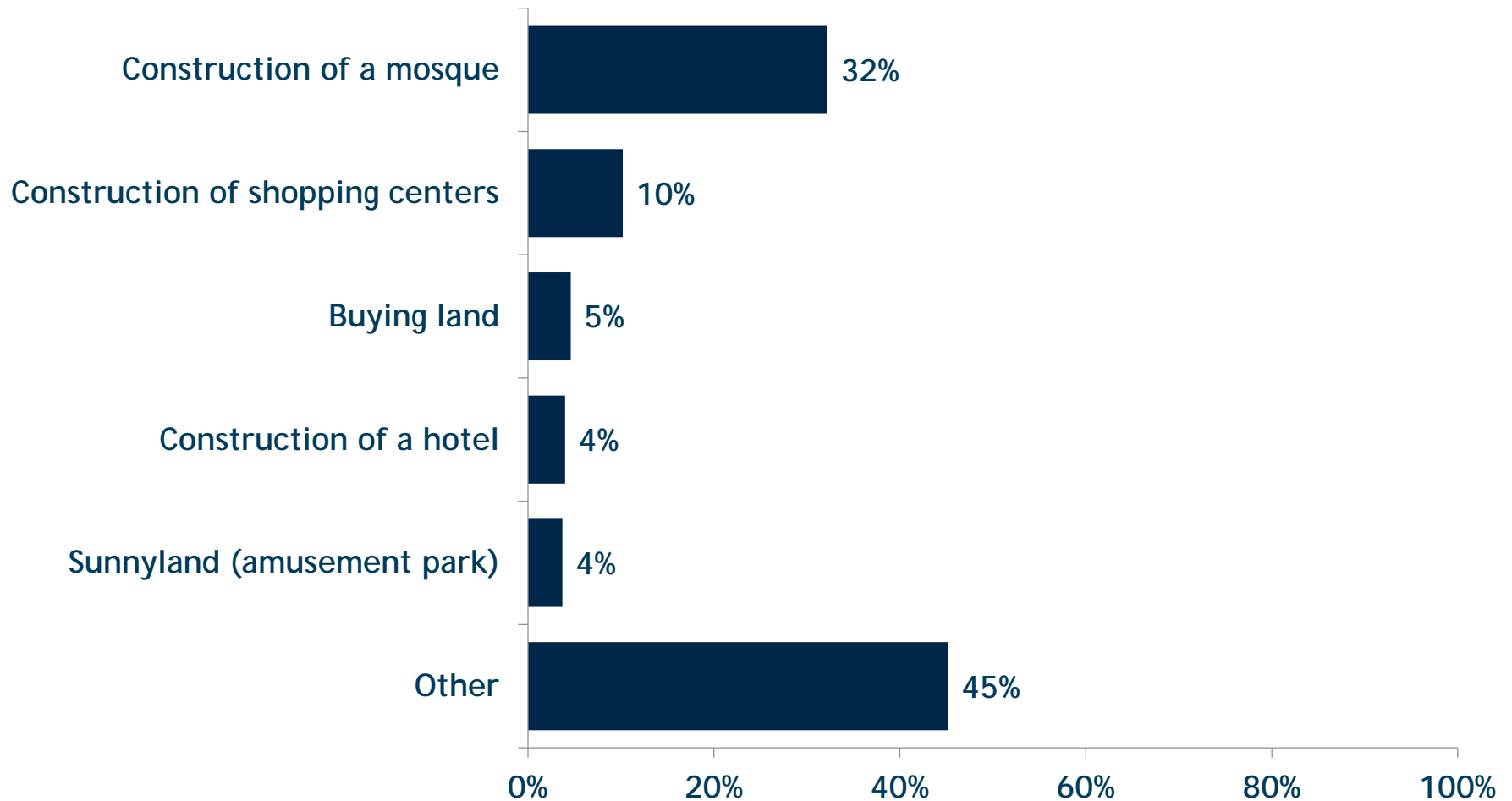
# Are you aware of any major investments from Saudi Arabia or other Gulf states in BiH?

(All respondents: n=1,513. Single mention.)



# Which major investment from Saudi Arabia or other Gulf states are you aware of?

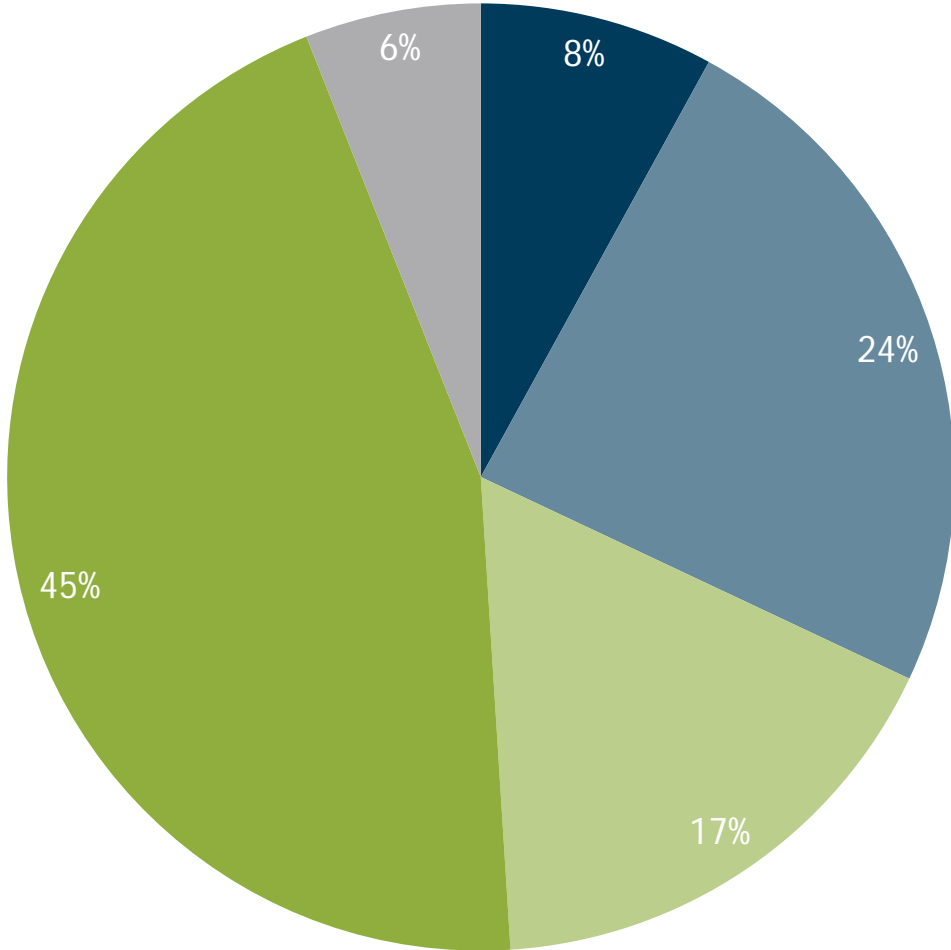
(Respondents aware of any major investments from Saudi Arabia or other Gulf states in BiH:  
n=70. Open-ended. First mentions.)



# Do you strongly support, somewhat support, somewhat oppose or strongly oppose the purchase of land and property in BiH by foreign citizens?

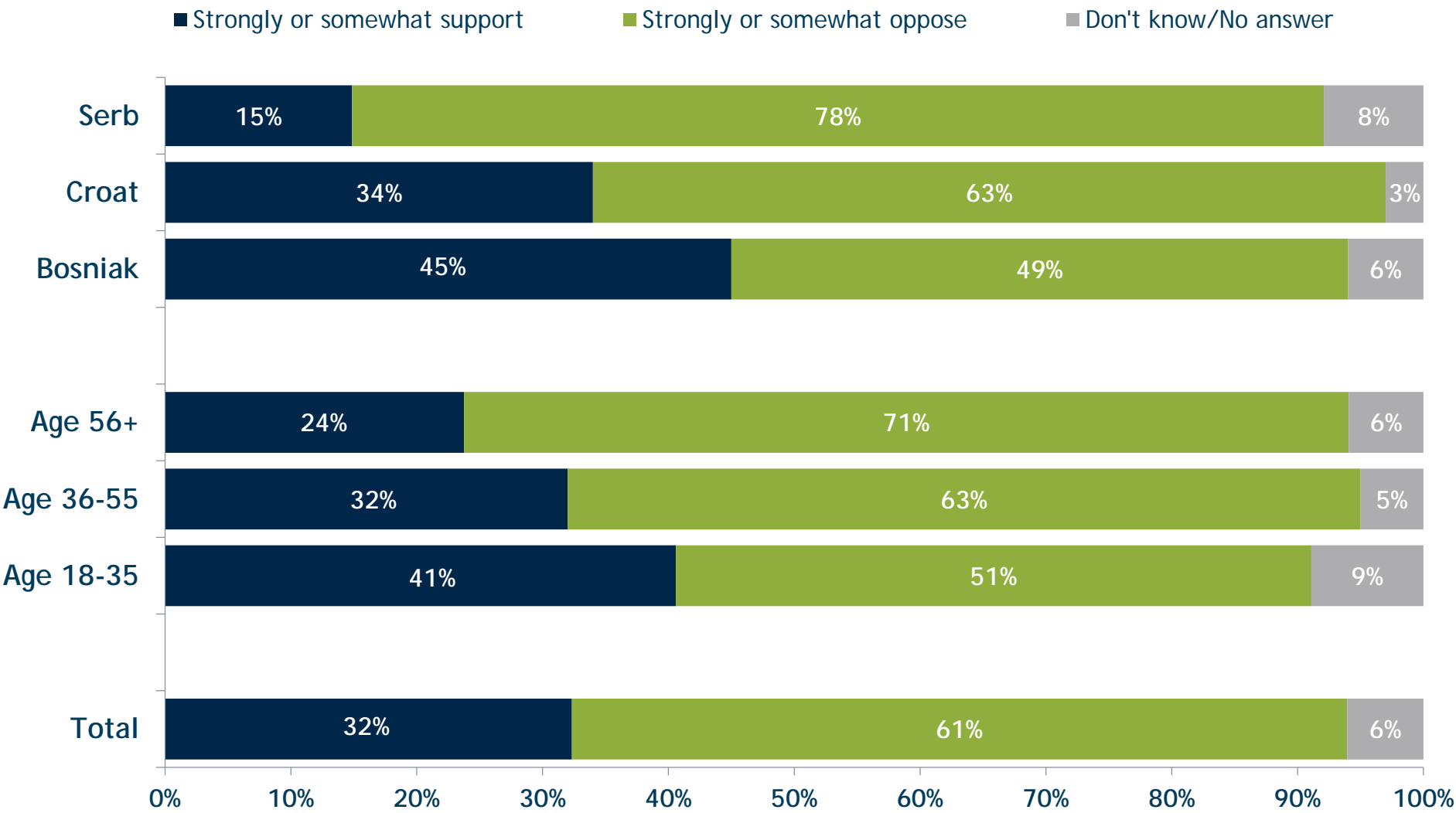
(All respondents: n=1,513. Single mention.)

■ Strongly support ■ Somewhat support ■ Somewhat oppose ■ Strongly oppose ■ Don't know/No answer



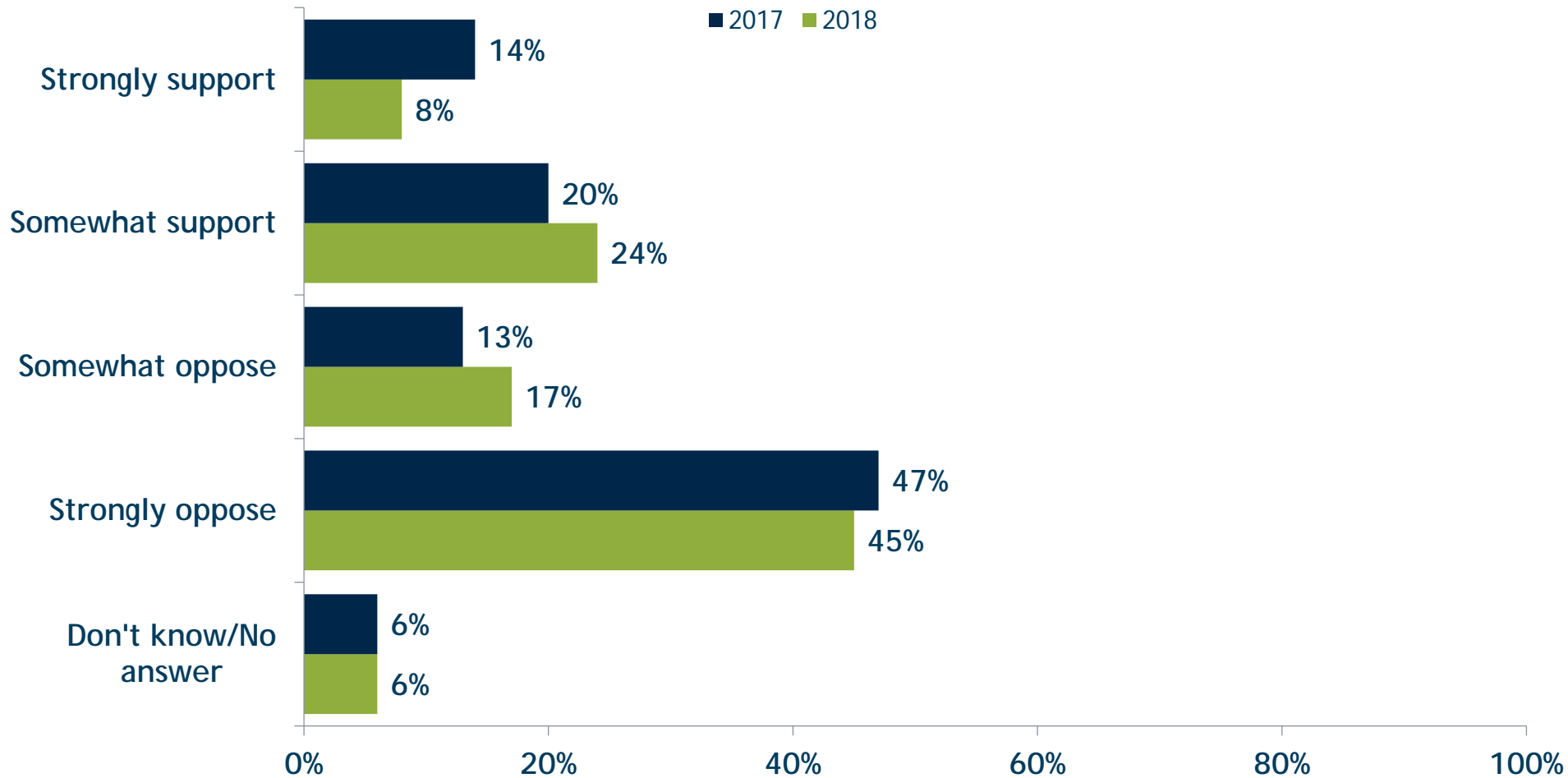
# Do you strongly support, somewhat support, somewhat oppose or strongly oppose the purchase of land and property in BiH by foreign citizens?

(Disaggregated by demographics. All respondents: n=1,513. Single mention.)



# Do you strongly support, somewhat support, somewhat oppose or strongly oppose the purchase of land and property in BiH by foreign citizens?

(All respondents: n=1,537 for 2017; n=1,513 for 2018. Single mention.)



# Do you strongly support, somewhat support, somewhat oppose or strongly oppose the purchase of land and property in BiH by foreign citizens?

(Disaggregated by ethnicity. All respondents. 2017: n=747 for Bosniak; n=193 for Croat; n= 512 for Serb. 2018: n=722 for Bosniak; n=190 for Croat; n=526 for Serb. Single mention per item.)

Answers	Bosniak		Croat		Serb	
	2017	2018	2017	2018	2017	2018
Strongly or somewhat support	46%	45%	27%	34%	18%	15%
Strongly or somewhat oppose	47%	49%	68%	63%	79%	78%
Don't know/No answer	8%	6%	6%	3%	3%	8%

# Do you strongly support, somewhat support, somewhat oppose or strongly oppose the purchase of land and property in BiH by foreign citizens?

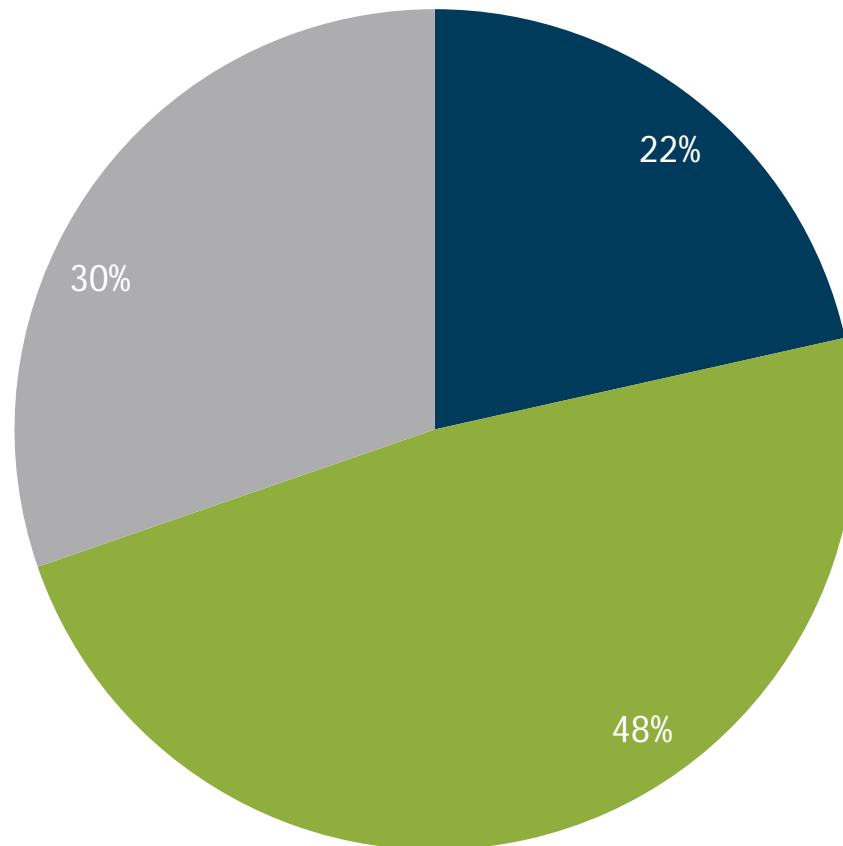
(Disaggregated by age. All respondents. 2017: n=501 for 18-35; n=533 for 36-55; n=502 for 56+. 2018: n=488 for 18-35; n=528 for 36-55; n=497 for 56+. Single mention.)

Answers	18-35		36-55		56+	
	2017	2018	2017	2018	2017	2018
Strongly or somewhat support	44%	41%	32%	32%	26%	24%
Strongly or somewhat oppose	53%	51%	61%	63%	67%	71%
Don't know/No answer	3%	9%	7%	5%	8%	6%

# Which statement best describes your opinion of Russia's impact on European security?

(All respondents: n=1,513. Single mention.)

- Russia is a continuous, external threat to Europe, and must be countered by a strong security alliance.
- Russia should be considered a partner in European security, and brought into European security structures. Keeping Russia out makes us less secure.
- Don't know





# Which statement best describes your opinion of Russia's impact on European security?

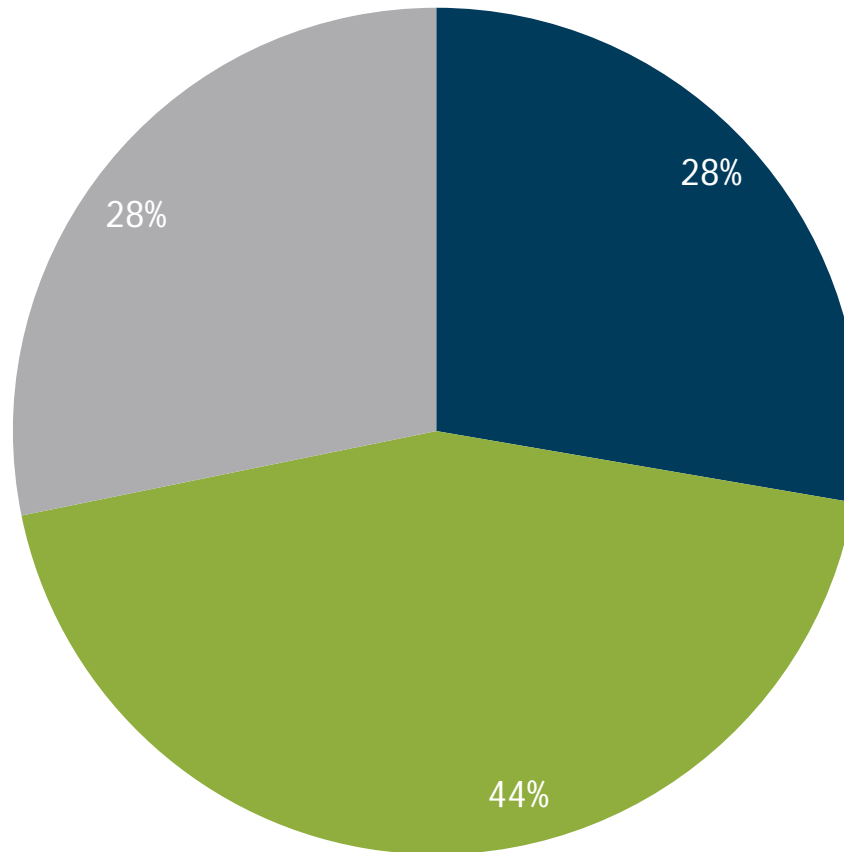
(Disaggregated by ethnicity. All respondents: n=1,513. Single mention.)

Answers	Bosniak	Croat	Serb
Russia is a continuous, external threat to Europe, and must be countered by a strong security alliance.	34%	15%	6%
Russia should be considered a partner in European security, and brought into European security structures. Keeping Russia out makes us less secure.	33%	31%	77%
Don't know	33%	54%	17%

# Which statement best describes your opinion of the role of the United States in European security?

(All respondents: n=1,513. Single mention.)

- The United States is a natural partner for European security, and its presence in NATO contributes to the peace of Europe.
- The United States should not play a role in European security, and in fact, its presence in Europe increases tensions and insecurity.
- Don't know



# Which statement best describes your opinion of the role of the United States in European security?

(Disaggregated by ethnicity. All respondents: n=1,513. Single mention.)

Answers	Bosniak	Croat	Serb
The United States is a natural partner for European security, and its presence in NATO contributes to the peace of Europe.	39%	25%	12%
The United States should not play a role in European security, and in fact, its presence in Europe increases tensions and insecurity.	33%	34%	64%
Don't know	27%	42%	24%



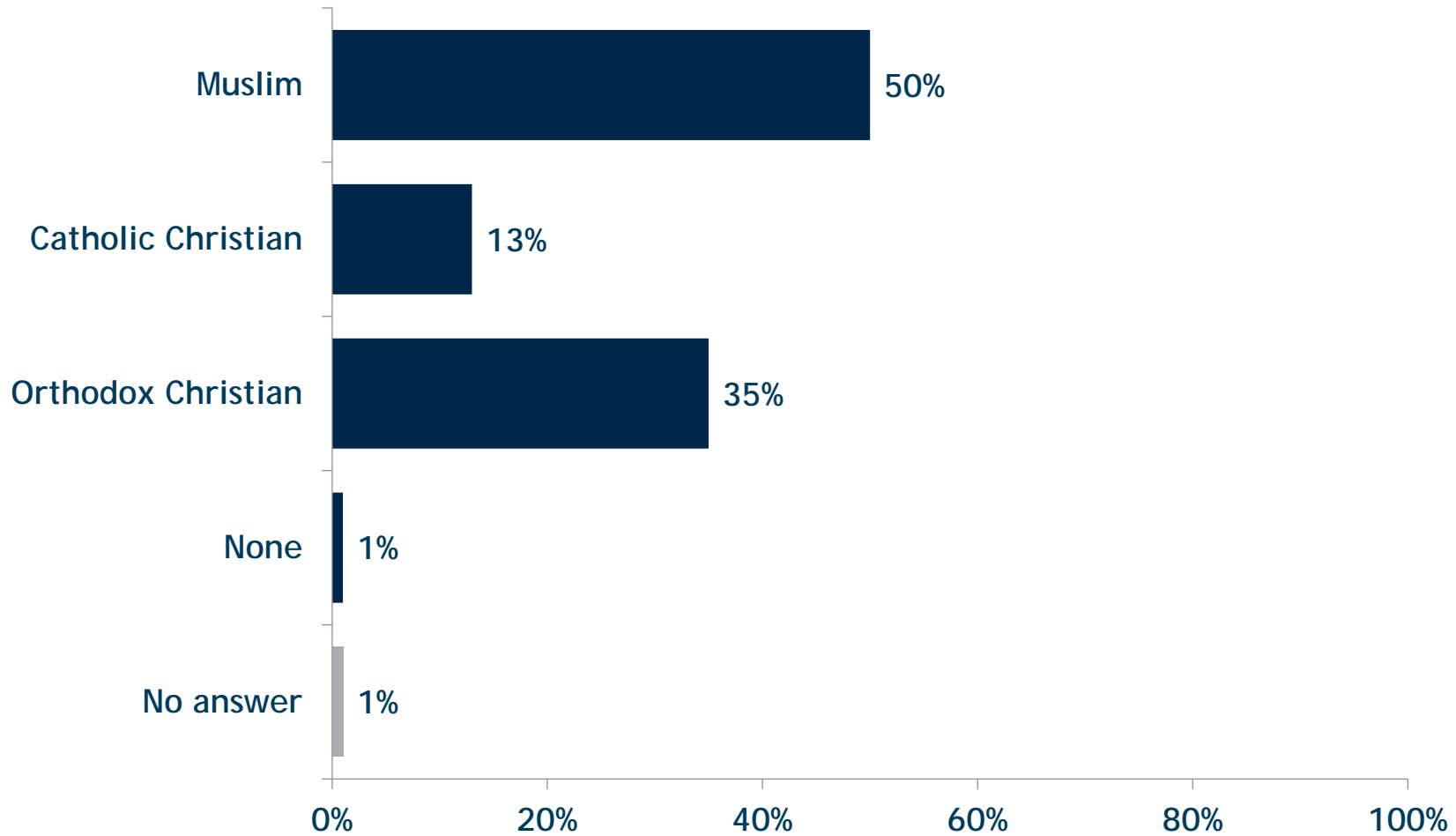
# Religious Identity

---



# What is your religion?

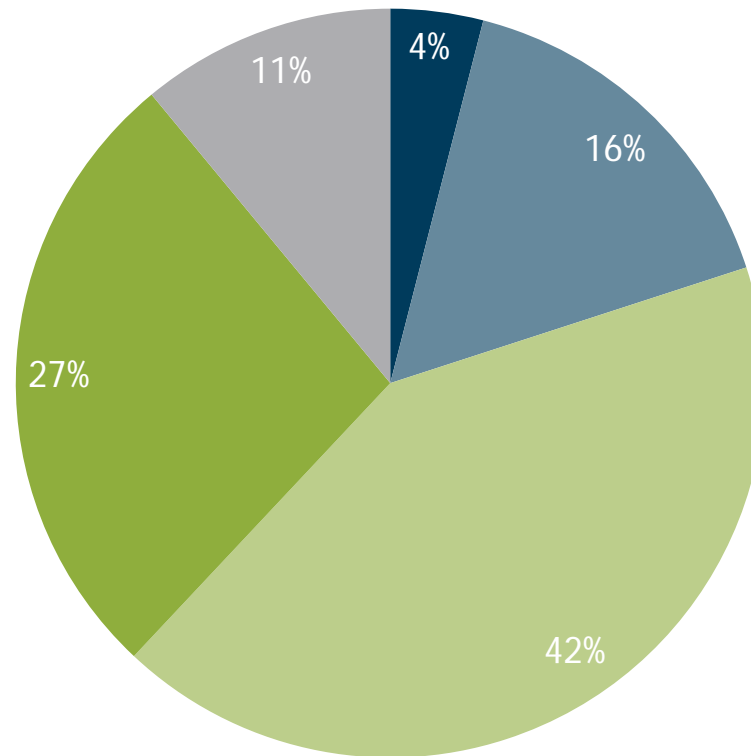
(All respondents: n=1,513. Single mention.)



# Compared to other people of your religion, do you observe religious practices and rules much more strictly, somewhat more strictly, somewhat less strictly, or much less strictly?

(Respondents who identified as Muslim, Catholic Christian and Orthodox Christian: n=1,474. Single mention.)

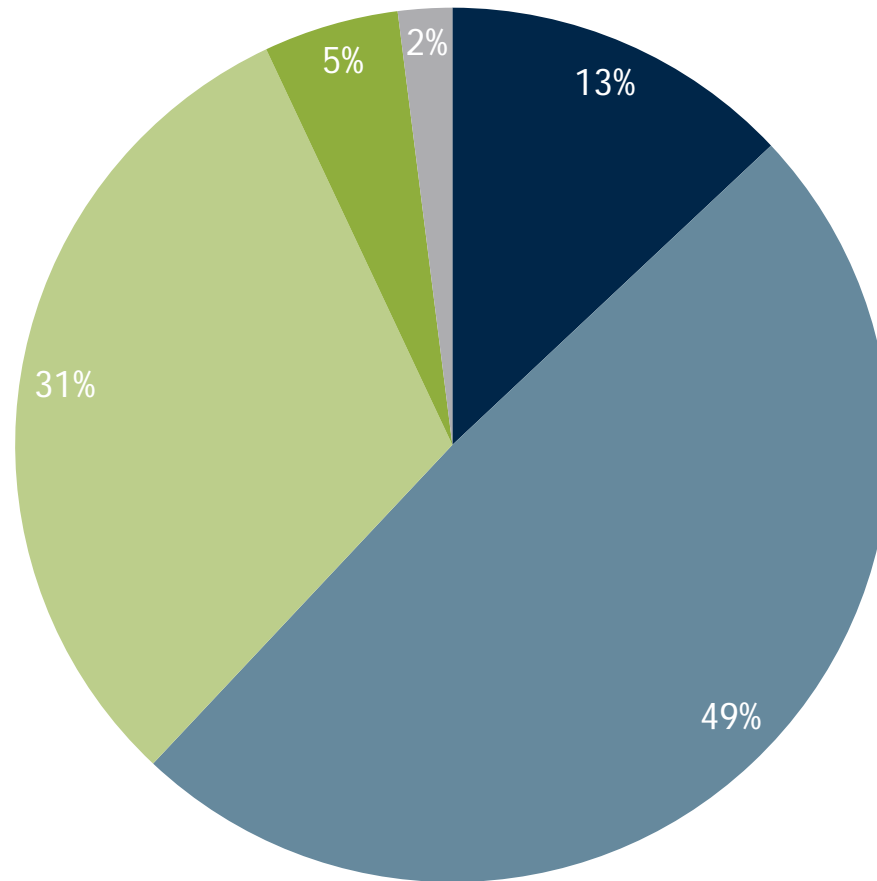
■ Much more strictly ■ Somewhat more strictly ■ Somewhat less strictly ■ Much less strictly ■ Don't know/No answer



# How religious would you say you are?

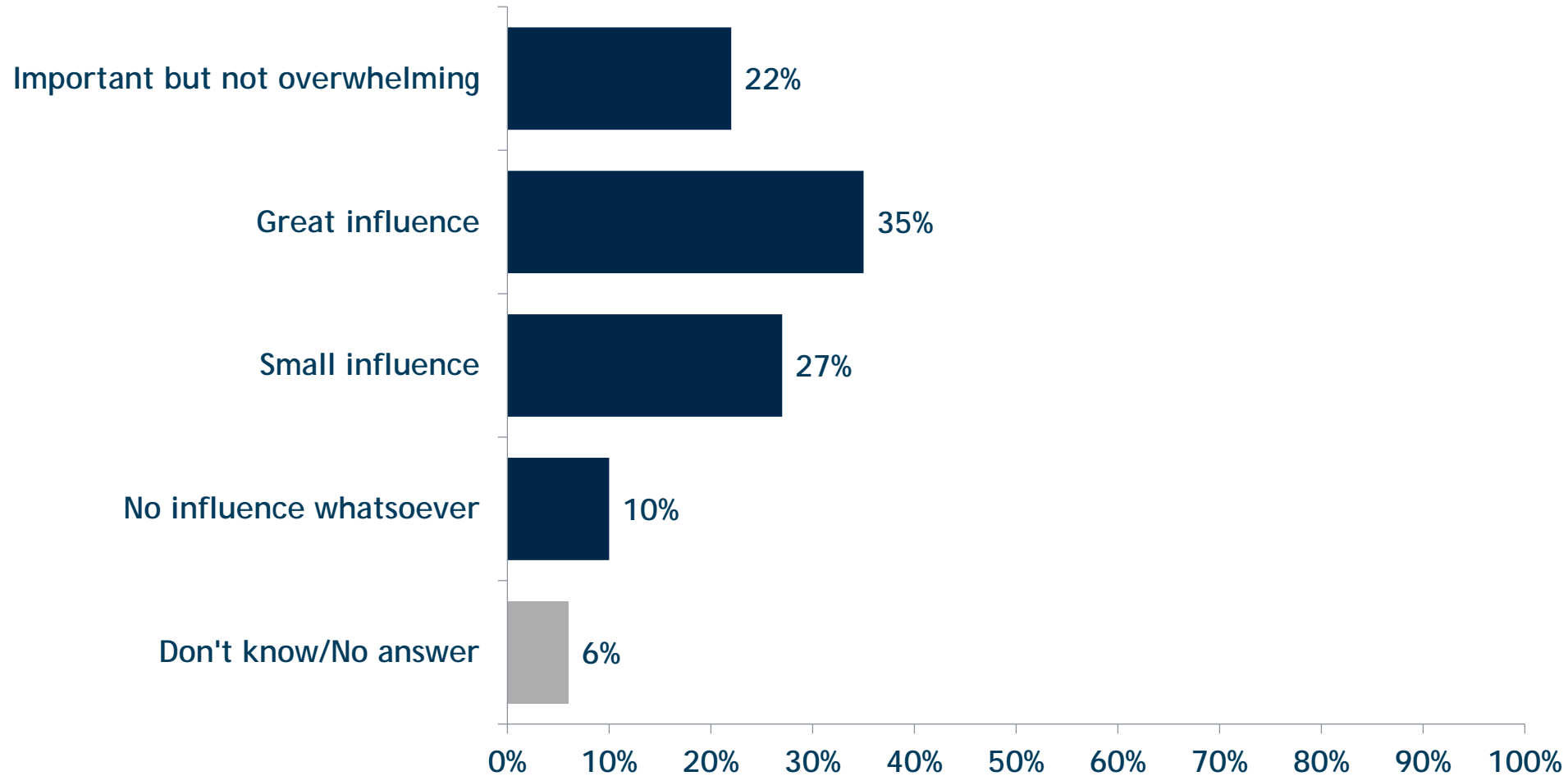
(Respondents who identified as Muslim, Catholic Christian and Orthodox Christian: n=1,474. Single mention.)

■ Very religious   ■ Somewhat religious   ■ Not very religious   ■ Not religious at all   ■ No answer



# How would you evaluate the level of influence of religious communities in the country?

(All respondents: n=1,513. Single mention.)





# How would you evaluate the level of influence of religious communities in the country?

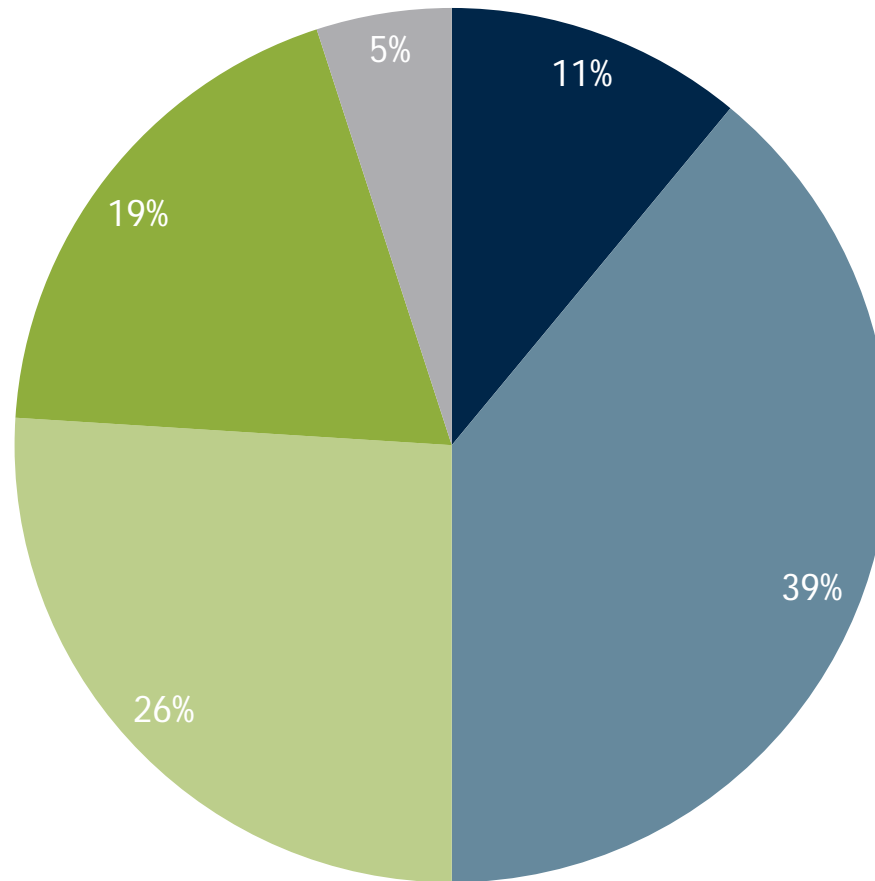
(Disaggregated by household monthly income. n=338 for up to 500 KM; n=343 for 501-1,000 KM; n=169 for 1,001-1,500 KM; n=65 for More than 1,500 KM; n=598 for no answer. Single mention.)

Answers	Up to 500 KM	501-1,000 KM	1,001-1,500 KM	More than 1,500 KM	No answer
Great influence	20%	16%	23%	39%	25%
Important but not overwhelming	39%	38%	28%	33%	34%
Small influence	28%	32%	37%	18%	21%
No influence whatsoever	9%	12%	9%	8%	10%
Don't know	4%	2%	3%	2%	10%

# How would you evaluate that influence?

(Respondents who answered "Great influence or important but not overwhelming influence" in reference to the influence of religious communities in the country: n=870. Single mention.)

■ Mostly positive   ■ Somewhat positive   ■ Somewhat negative   ■ Mostly negative   ■ Don't know



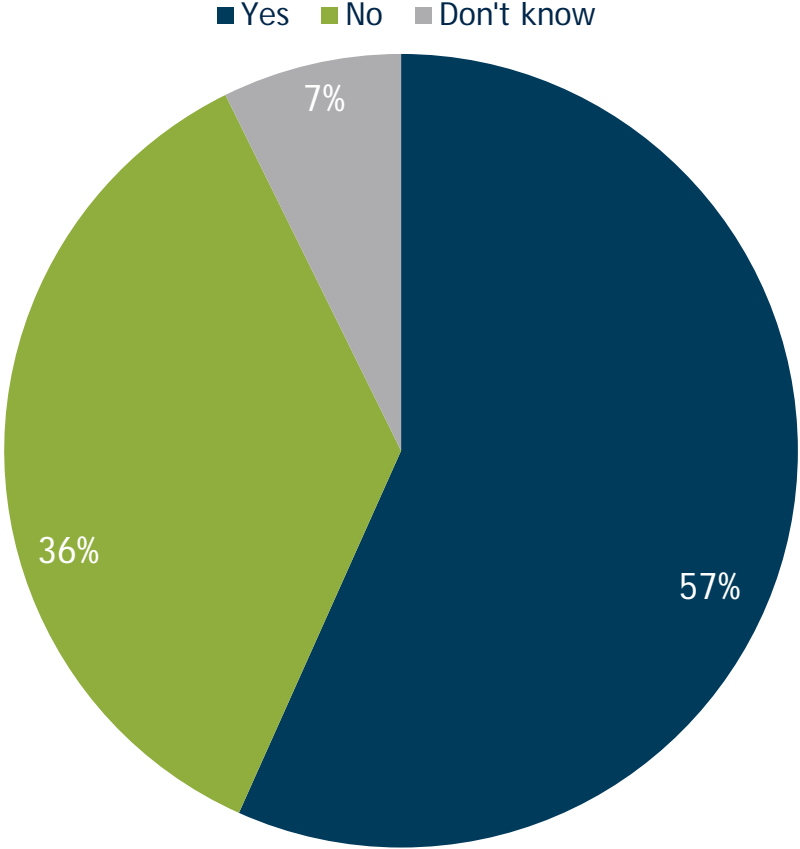
# How would you evaluate that influence?

(Disaggregated by ethnicity. Respondents who answered "Great influence:" n=870. Single mention.)

Answers	Bosniak	Croat	Serb
Mostly positive	16%	13%	6%
Somewhat positive	39%	54%	37%
Somewhat negative	24%	18%	32%
Mostly negative	17%	11%	19%
Don't know	4%	3%	6%

# Should religious studies be a mandatory subject in elementary schools?

(All respondents: n=1,513. Single mention.)



# Should religious studies be a mandatory subject in elementary schools?

(Disaggregated by age. All respondents: n=488 for 18-35; n=528 for 36-55; n=497 for 56+. Single mention.)

Answers	Age 18-35	Age 36-55	Age 56+
Yes	59%	55%	56%
No	34%	38%	36%
Don't know	7%	7%	8%

# Should religious studies be a mandatory subject in elementary schools?

(Disaggregated by ethnicity. Respondents who answered "Great influence:" n=870. Single mention.)

Answers	Bosniak	Croat	Serb
Yes	55%	58%	63%
No	40%	37%	25%
Don't know	5%	5%	12%



# Radicalization, Extremism and Returned Fighters

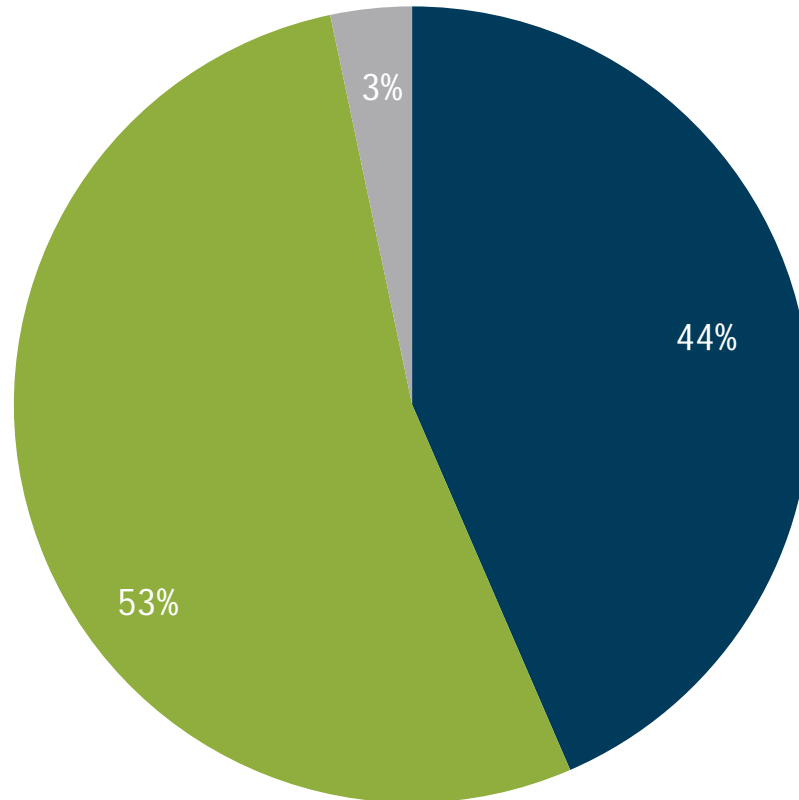
---



# How would you evaluate the security situation in the country?

(All respondents: n=1,513. Single mention.)

■ Satisfactory ■ Unsatisfactory ■ Don't know

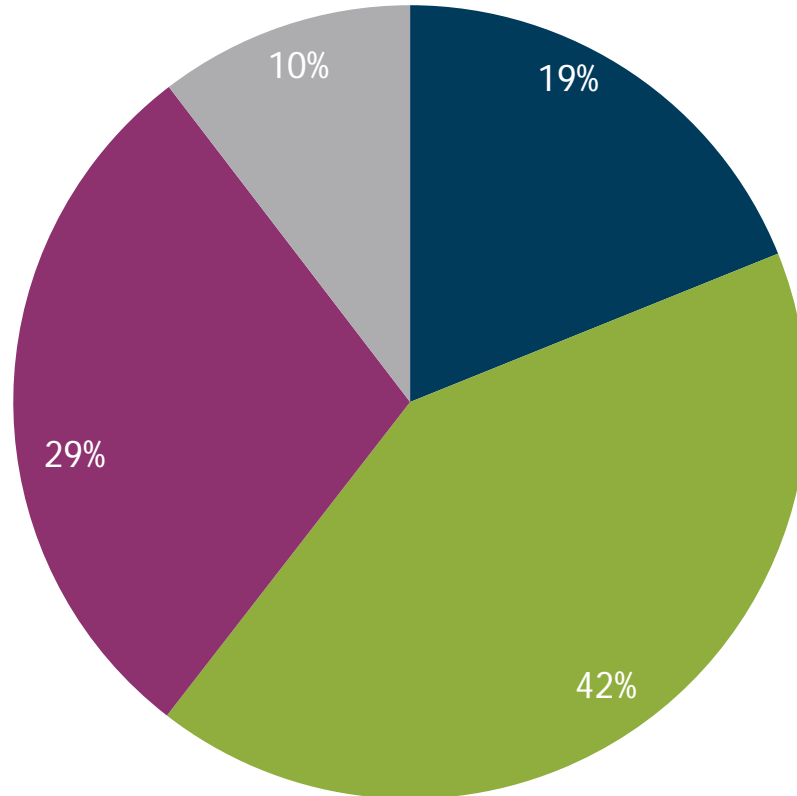




# In your opinion, what kind of extremism is most present in BiH?

(All respondents: n=1,513. Single mention.)

■ Religious ■ Ethno-nationalist ■ Neither ■ Don't know



# In your opinion, what kind of extremism is more present in BiH?

(Disaggregated by education. All respondents: n=451 for Elementary or less; n=864 for Secondary; n=198 for University/Master's/Doctorate degree. Single mention.)

Answers	Elementary or less	Secondary	University/ Master's/ Doctorate degree
Religious	16%	20%	17%
Ethno-nationalist	35%	43%	51%
Neither	32%	29%	23%
Don't know	16%	8%	9%

## In your opinion, what kind of extremism is more present in BiH?

(Disaggregated by household monthly income. All respondents: n=338 for up to 500 KM; n=343 for 501-1,000 KM; n=169 for 1,001-1,500 KM; n=65 for more than 1,500 KM; n=598 for no answer. Single mention.)

Answers	Up to 500 KM	501-1,000 KM	1,001-1,500 KM	More than 1,500 KM	No answer
Religious	16%	16%	26%	30%	19%
Ethno-nationalist	38%	42%	38%	46%	44%
Neither	36%	37%	31%	20%	22%
Don't know	10%	6%	5%	5%	15%

# In your opinion, what kind of extremism is more present in BiH?

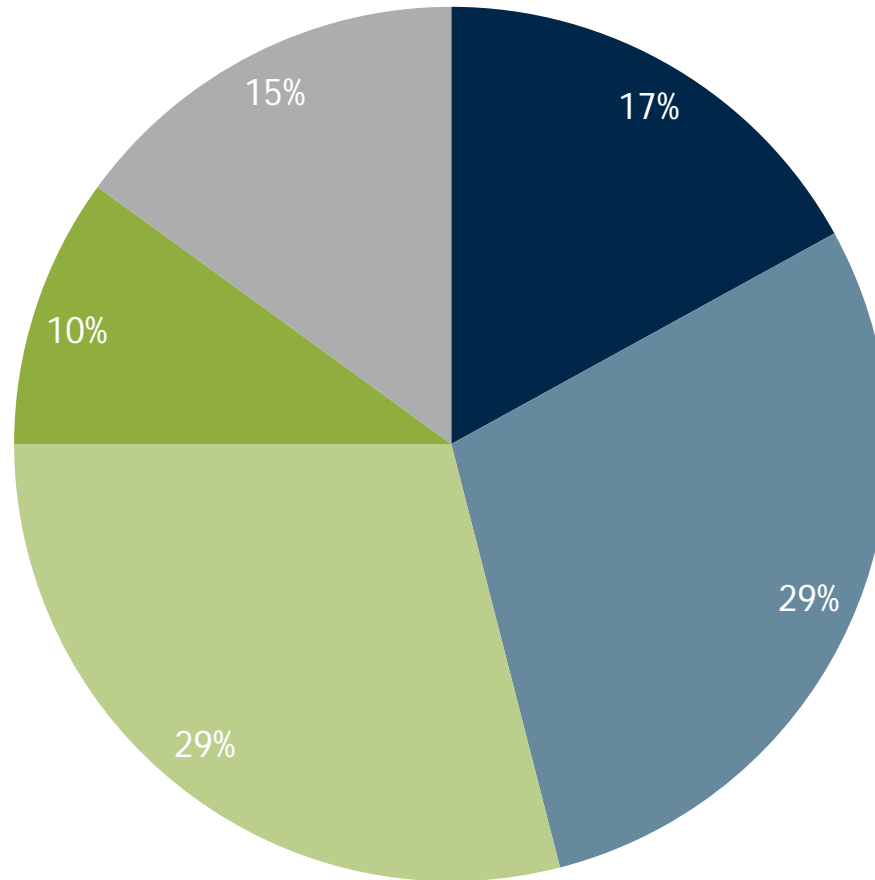
(Disaggregated by ethnicity. All respondents: n=722 for Bosniak; n=190 for Croat; n=526 for Serb. Single mention.)

Answers	Bosniak	Croat	Serb
Religious	16%	26%	20%
Ethno-nationalist	42%	43%	40%
Neither	35%	16%	26%
Don't know	7%	16%	14%

# How big of a problem is violent extremism in BiH?

(All respondents: n=1,513. Single mention.)

■ Not a problem   ■ Small problem   ■ Somewhat of a problem   ■ Big problem   ■ Don't know/No answer



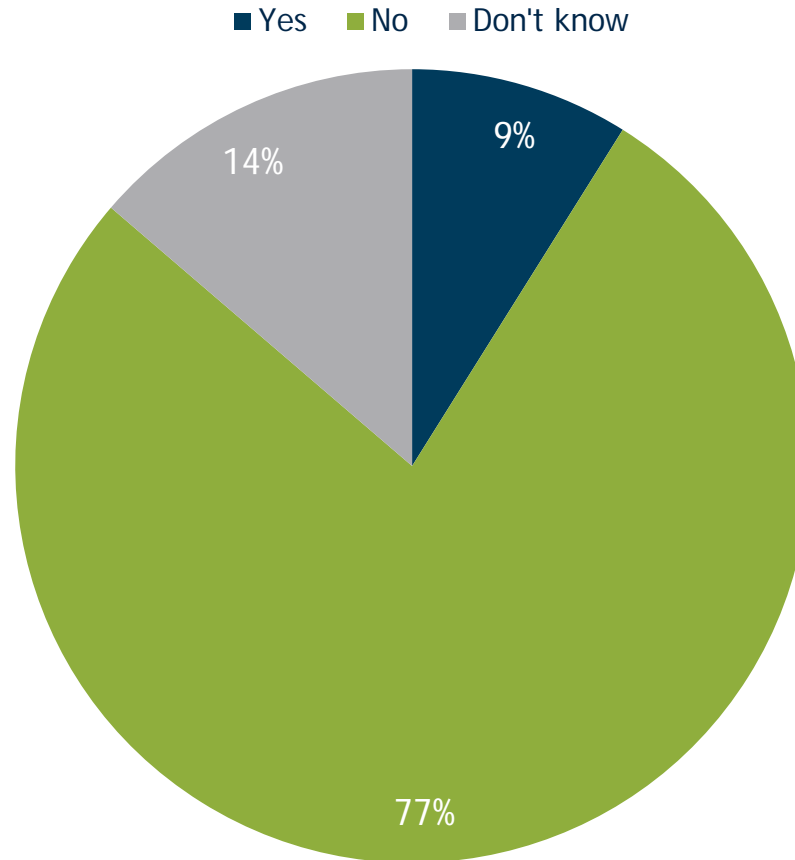
# How big of a problem is violent extremism in BiH?

(Disaggregated by ethnicity. All respondents: n=722 for Bosniak; n=190 for Croat; n=526 for Serb. Single mention.)

Answers	Bosniak	Croat	Serb
Not a problem	24%	19%	7%
Small problem	33%	29%	26%
Somewhat of a problem	23%	26%	37%
Big problem	7%	8%	13%
Don't know	12%	15%	15%
No answer	1%	2%	3%

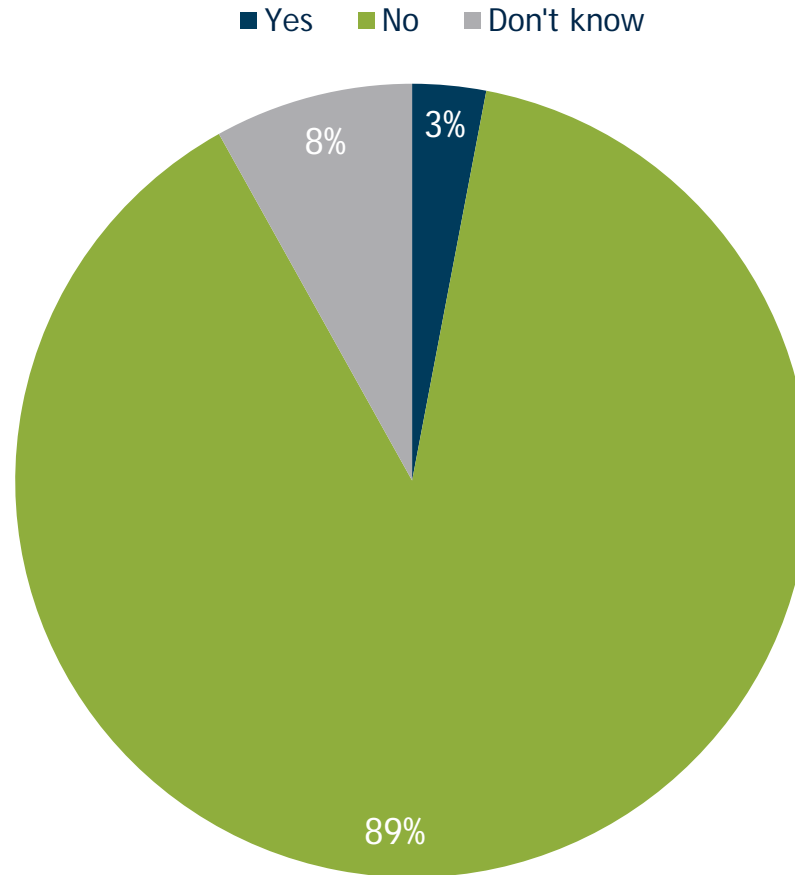
# Are there groups or individuals in your community that are prone to violent extremism?

(All respondents: n=1,513. Single mention.)



# Are you aware of any messages in your community that are inviting citizens to become more radical?

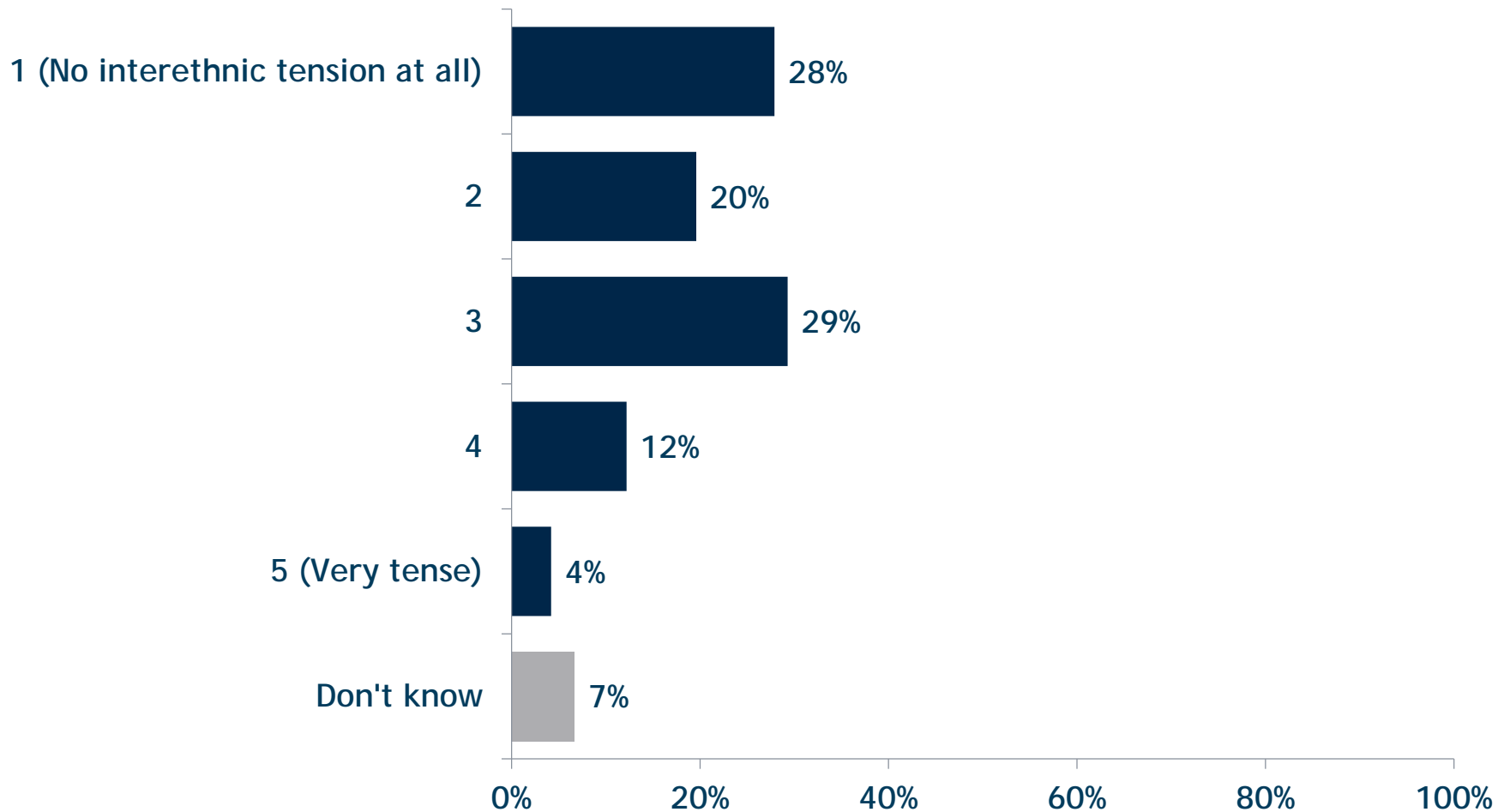
(All respondents: n=1,513. Single mention.)





# How would you rate the level of intensity of interethnic tension in your community?

(All respondents: n=1,513. Single mention.)



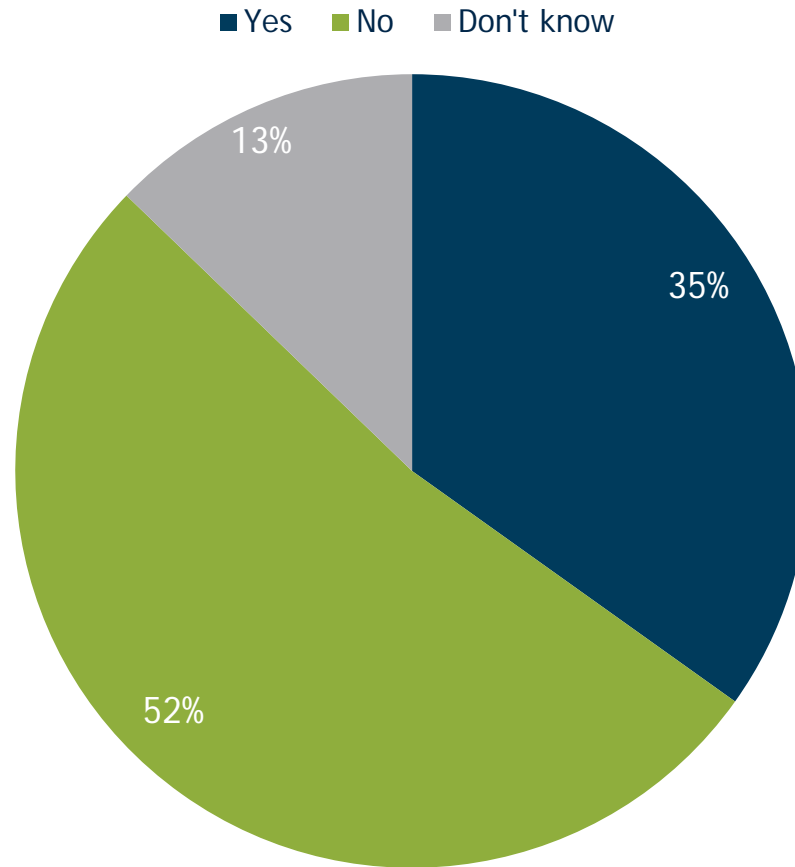
# How would you rate the intensity of inter-ethnic tension in your community?

(Disaggregated by age. All respondents: n=488 for 18-35; n=528 for 36-55; n=497 for 56+. Single mention.)

Answers	Age 18-35	Age 36-55	Age 56+
1 (No interethnic tension at all)	21%	26%	36%
2	22%	23%	14%
3	31%	31%	26%
4	13%	11%	12%
5 (Very tense)	3%	4%	5%
Don't know	8%	5%	7%

# Do you believe there are radical groups in BiH who are ready to commit terrorist attacks in BiH?

(All respondents: n=1,513. Single mention.)



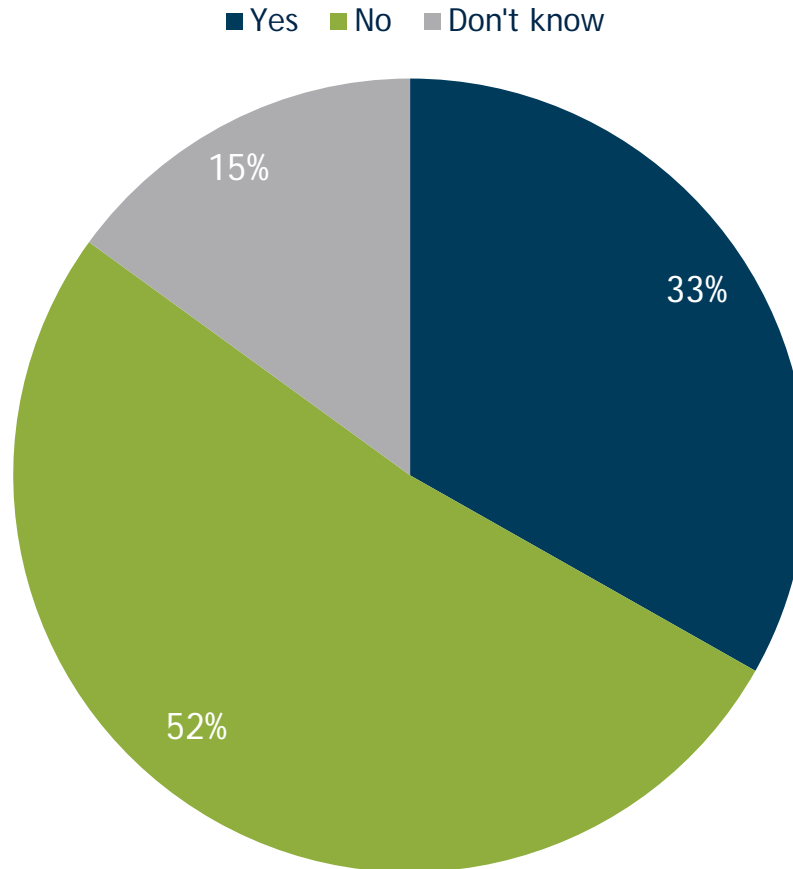
# Do you believe there are radical groups in BiH who are ready to commit terrorist attacks in BiH?

(Disaggregated by ethnicity. All respondents: n=722 for Bosniak; n=190 for Croat; n=526 for Serb. Single mention.)

Answers	Bosniak	Croat	Serb
Yes	22%	31%	53%
No	66%	54%	33%
Don't know	11%	15%	14%

# Do you believe the number/size of radical individuals and/or groups in BiH is increasing?

(All respondents: n=1,513. Single mention.)



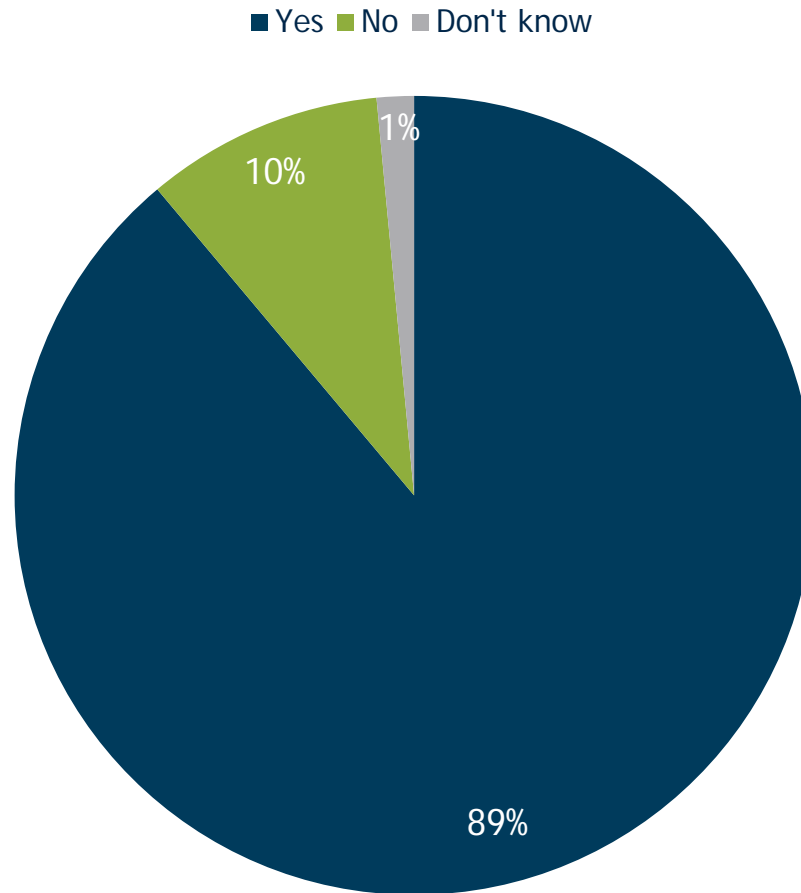
# Do you believe the number/size of radical individuals and/or groups in BiH is increasing?

(Disaggregated by ethnicity. All respondents: n=722 for Bosniak; n=190 for Croat; n=526 for Serb. Single mention.)

Answers	Bosniak	Croat	Serb
Yes	23%	27%	49%
No	65%	52%	34%
Don't know	12%	21%	17%

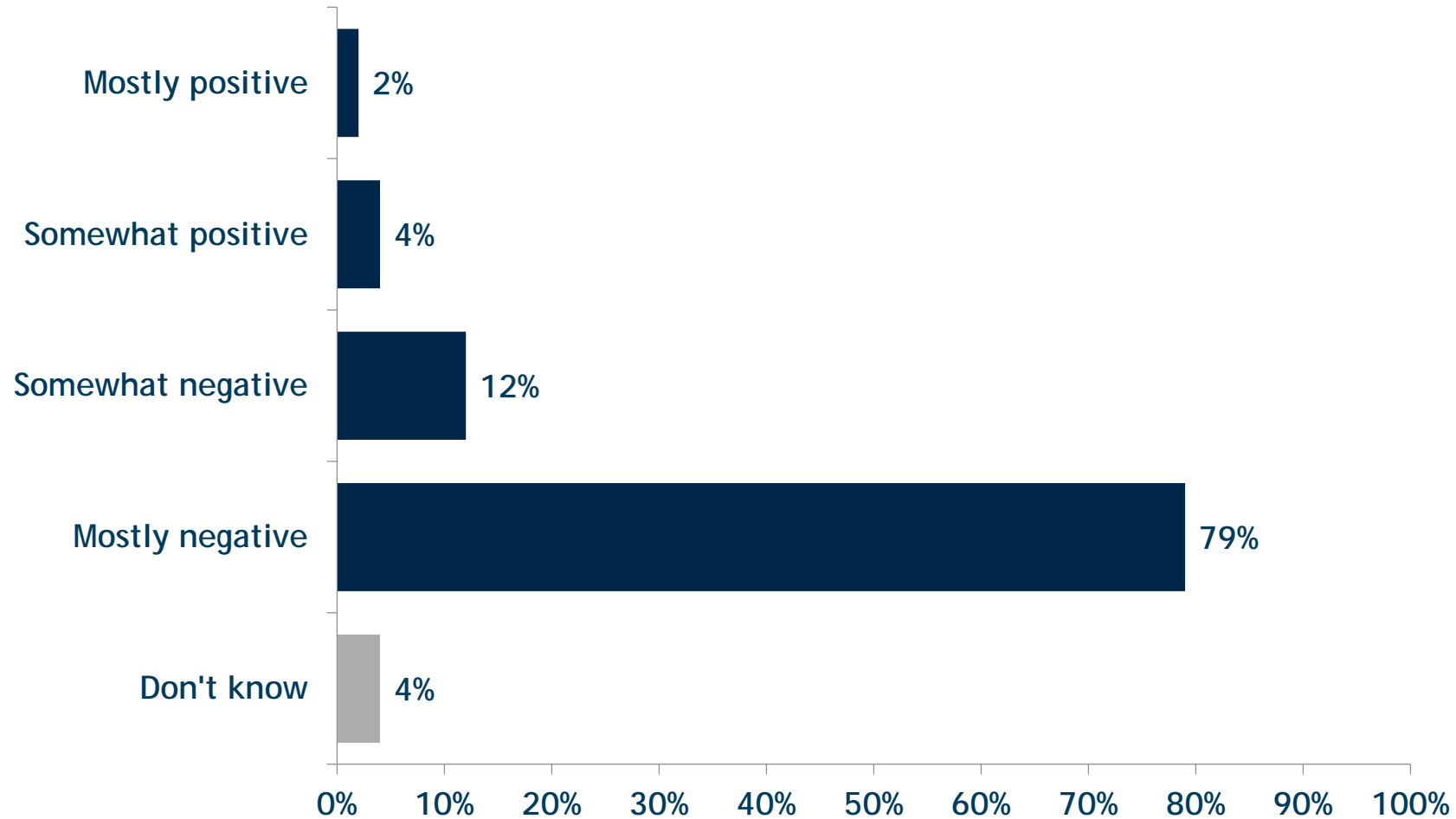
# Have you heard of ISIL/ISIS/the Islamic State (IS)?

(All respondents: n=1,513. Single mention.)



# What is your opinion of ISIL/ISIS/IS?

(Respondents who have heard of ISIL/ISIS/IS: n=1,344. Single mention.)





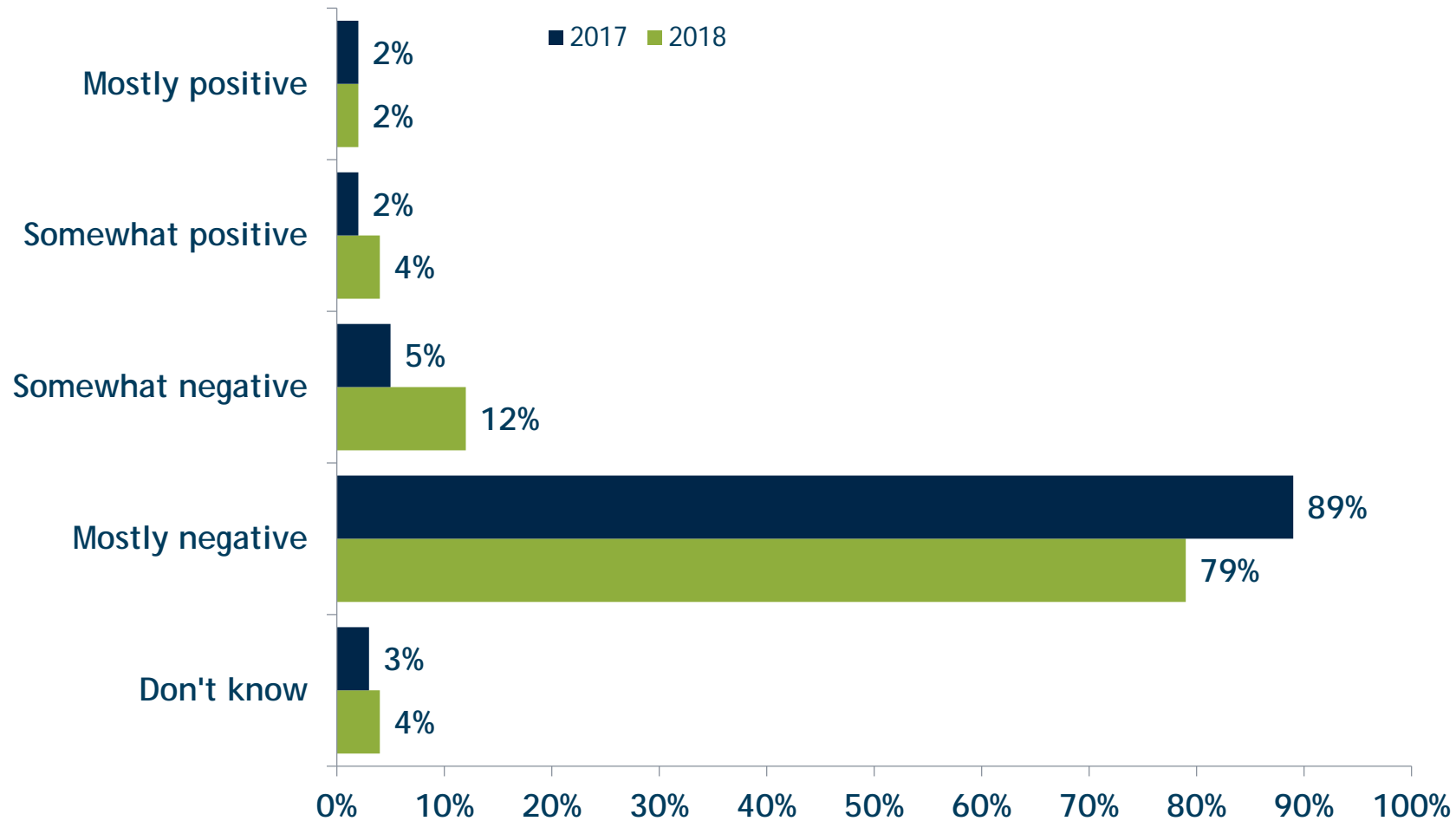
# What is your opinion of ISIL/ISIS/IS?

(Disaggregated by ethnicity. Respondents who have heard of ISIL/ISIS/IS: n=1,344. Single mention.)

Answers	Bosniak	Croat	Serb
Mostly positive	3%	0%	0%
Somewhat positive	5%	4%	2%
Somewhat negative	12%	33%	5%
Mostly negative	76%	61%	88%
Don't know	4%	2%	4%

# What is your opinion of ISIL/ISIS/IS?

(Respondents who have heard of ISIL/ISIS/IS: n=1,409 for 2017; n=1,344 for 2018. Single mention.)



# What is your opinion of ISIL/ISIS/IS?

(Disaggregated by ethnicity. Respondents who have heard of ISIL/ISIS/IS: n=1,409 for 2017; n=1,344 for 2018. Single mention.)

Answers	Bosniak		Croat		Serb	
	2017	2018	2017	2018	2017	2018
Mostly or somewhat positive	7%	9%	2%	4%	1%	2%
Mostly or somewhat negative	89%	88%	98%	94%	98%	93%
Don't know/No answer	5%	4%	0%	2%	1%	4%

# What is your opinion of ISIL/ISIS/IS?

(Disaggregated by region. Respondents who have heard of ISIL/ISIS/IS: n=1,409 for 2017; n=1,344 for 2018. Single mention.)

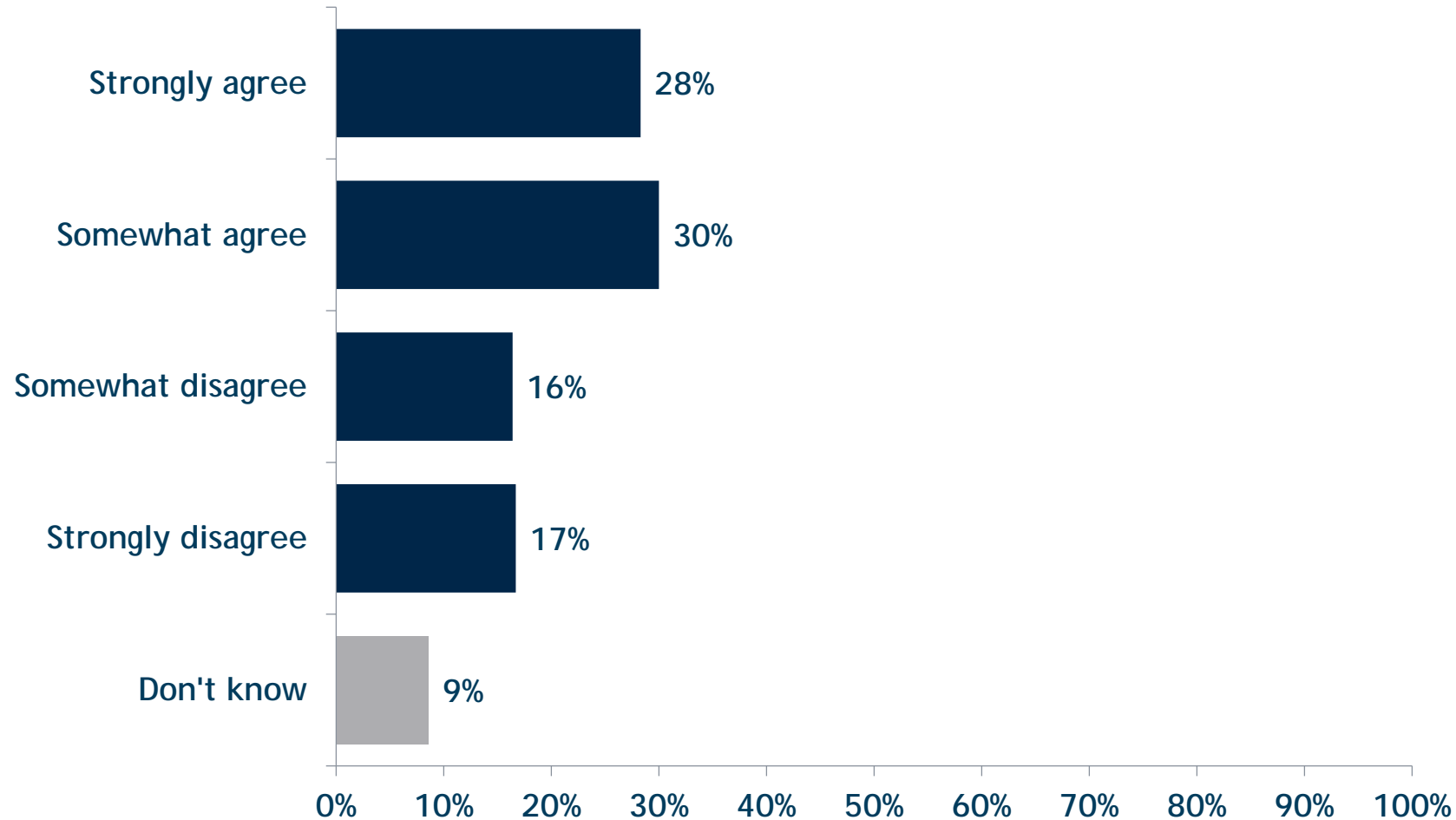
2017 Answers	Unsko-sanski Canton	Tuzlanski Canton	Zenicko-dobojski Canton	Srednjobosanski Canton	Hercegovačko-neretvanski Canton	Zapadno-hercegovački Canton	Canton Sarajevo	Livanjski Canton	Sjever Republika Srpska	Istok Republika Srpska	Posavski Canton	Bosansko podrinjski Canton	Brčko District
Mostly or somewhat positive	5%	5%	11%	3%	2%	0%	3%	0%	4%	2%	0%	0%	4%
Mostly or somewhat negative	91%	91%	80%	93%	97%	100%	93%	100%	95%	96%	100%	95%	96%
Don't know/No answer	5%	4%	8%	3%	1%	0%	4%	0%	1%	2%	0%	5%	0%

2018 Answers	Unsko-sanski Canton	Tuzlanski Canton	Zenicko-dobojski Canton	Srednjobosanski Canton	Hercegovačko-neretvanski Canton	Zapadno-hercegovački Canton*	Canton Sarajevo	Livanjski Canton*	Sjever Republika Srpska	Istok Republika Srpska	Posavski Canton*	Bosansko podrinjski Canton*	Brčko District*
Mostly or somewhat positive	15%	3%	14%	7%	11%	0%	3%	0%	1%	5%	0%	0%	9%
Mostly or somewhat negative	84%	93%	82%	90%	87%	100%	94%	92%	93%	93%	100%	100%	91%
Don't know/No answer	1%	3%	4%	4%	3%	0%	4%	7%	6%	2%	0%	0%	0%

\* Due to the small sample size in these districts, figures should be interpreted with great caution.

# To what extent do you agree or disagree that ISIL/ISIS/IS represents a threat to BiH?

(Respondents who have heard of ISIL/ISIS/IS: n=1,344. Single mention.)



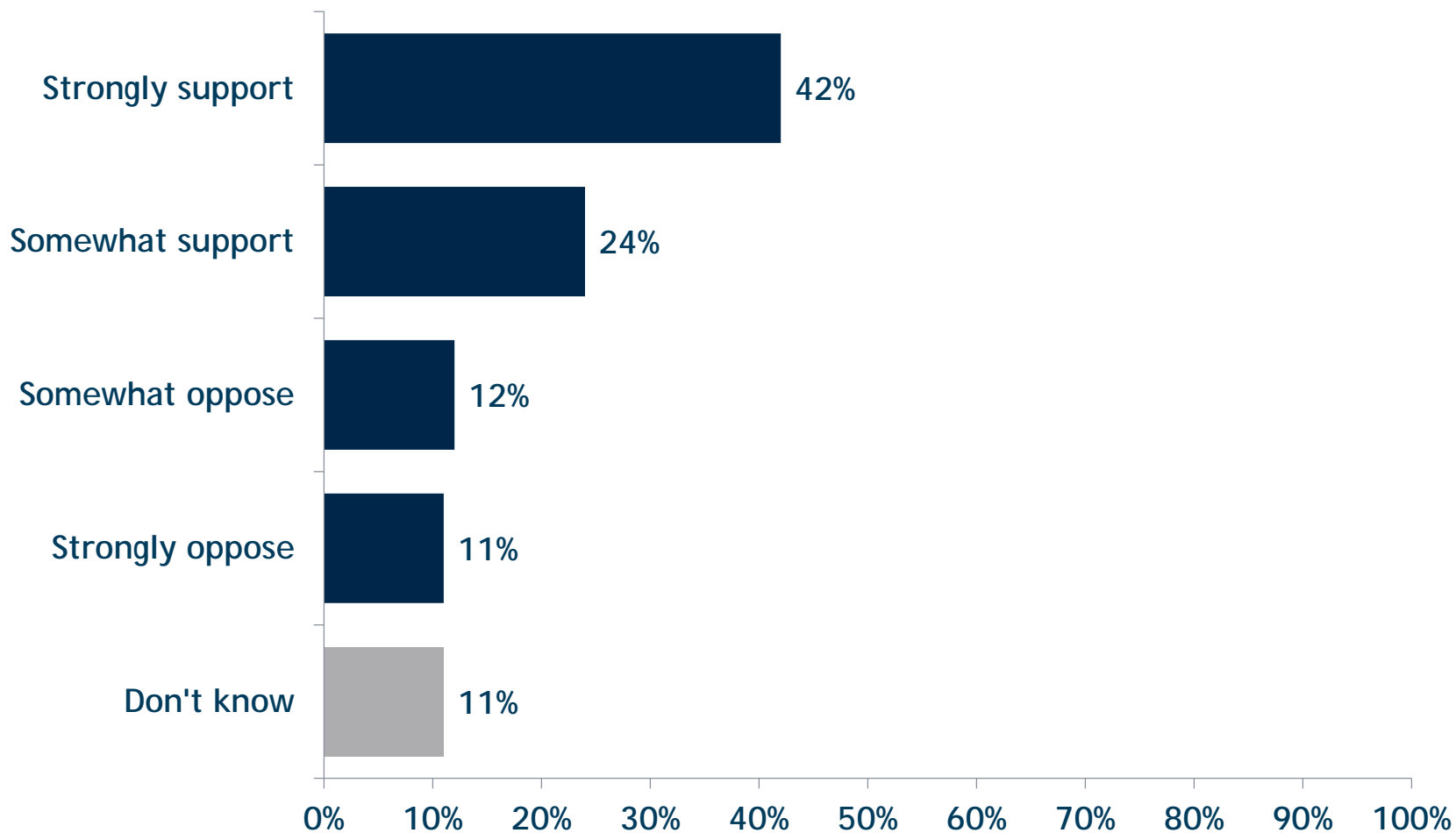
# To what extent do you agree or disagree that ISIL/ISIS/IS represents a threat to BiH?

(Disaggregated by ethnicity. Respondents who have heard of ISIL/ISIS/IS: n=1,344. Single mention.)

Answers	Bosniak	Croat	Serb
Strongly agree	17%	20%	47%
Somewhat agree	28%	40%	30%
Somewhat disagree	22%	14%	9%
Strongly disagree	24%	16%	6%
Don't know	9%	11%	8%

# To what extent do you support or oppose legal consequences, including prison terms, for returning BiH citizens who participated in foreign conflicts?

(All respondents: n=1,513. Single mention.)



# To what extent do you support or oppose legal consequences, including prison terms, for returning BiH citizens who participated in foreign conflicts?

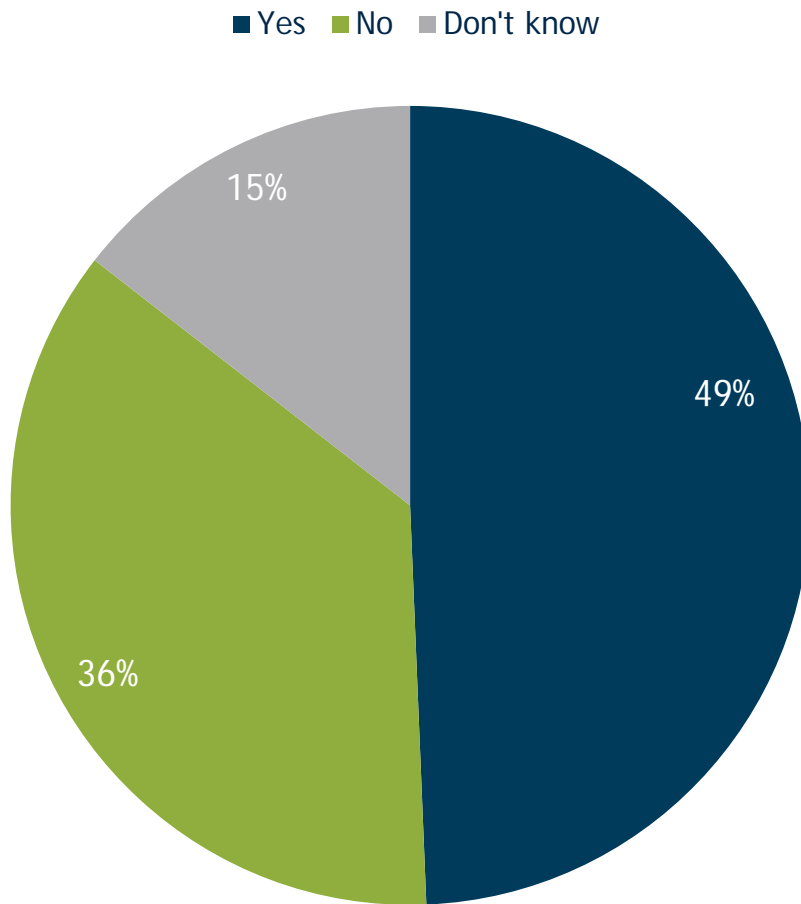
(Disaggregated by ethnicity. All respondents: n=722 for Bosniak; n=190 for Croat; n=526 for Serb. Single mention.)

Answers	Bosniak	Croat	Serb
Strongly support	35%	35%	54%
Somewhat support	26%	24%	22%
Somewhat oppose	16%	19%	5%
Strongly oppose	13%	15%	5%
Don't know	10%	7%	14%



# Do you believe BiH citizens returning from fighting in foreign conflicts represent a security threat?

(All respondents: n=1,513. Single mention.)



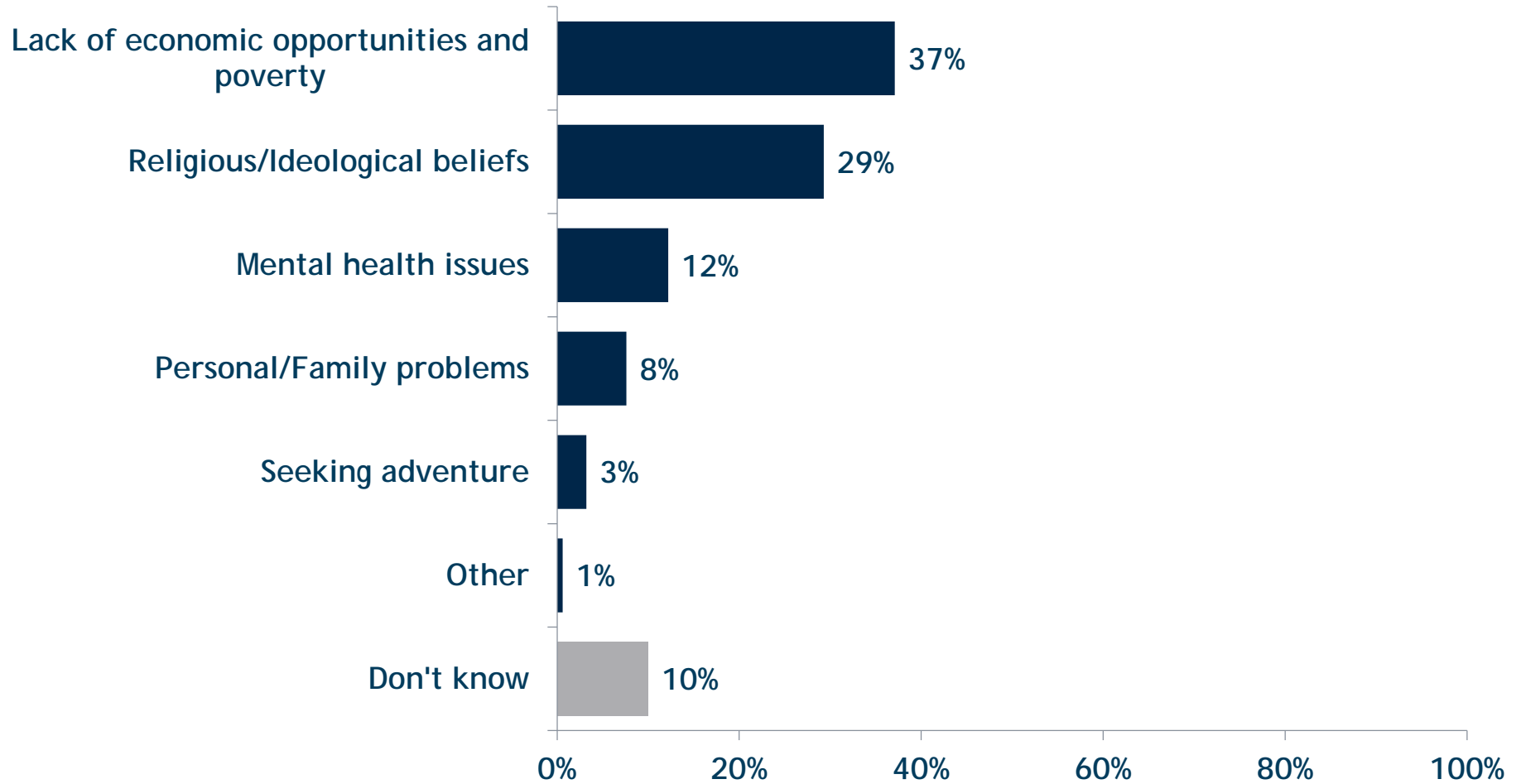
# Do you believe BiH citizens returning from fighting in foreign conflicts represent a security threat?

(Disaggregated by ethnicity. All respondents: n=722 for Bosniak; n=190 for Croat; n=526 for Serb. Single mention.)

Answers	Bosniak	Croat	Serb
Yes	37%	46%	69%
No	49%	41%	16%
Don't know	14%	14%	15%

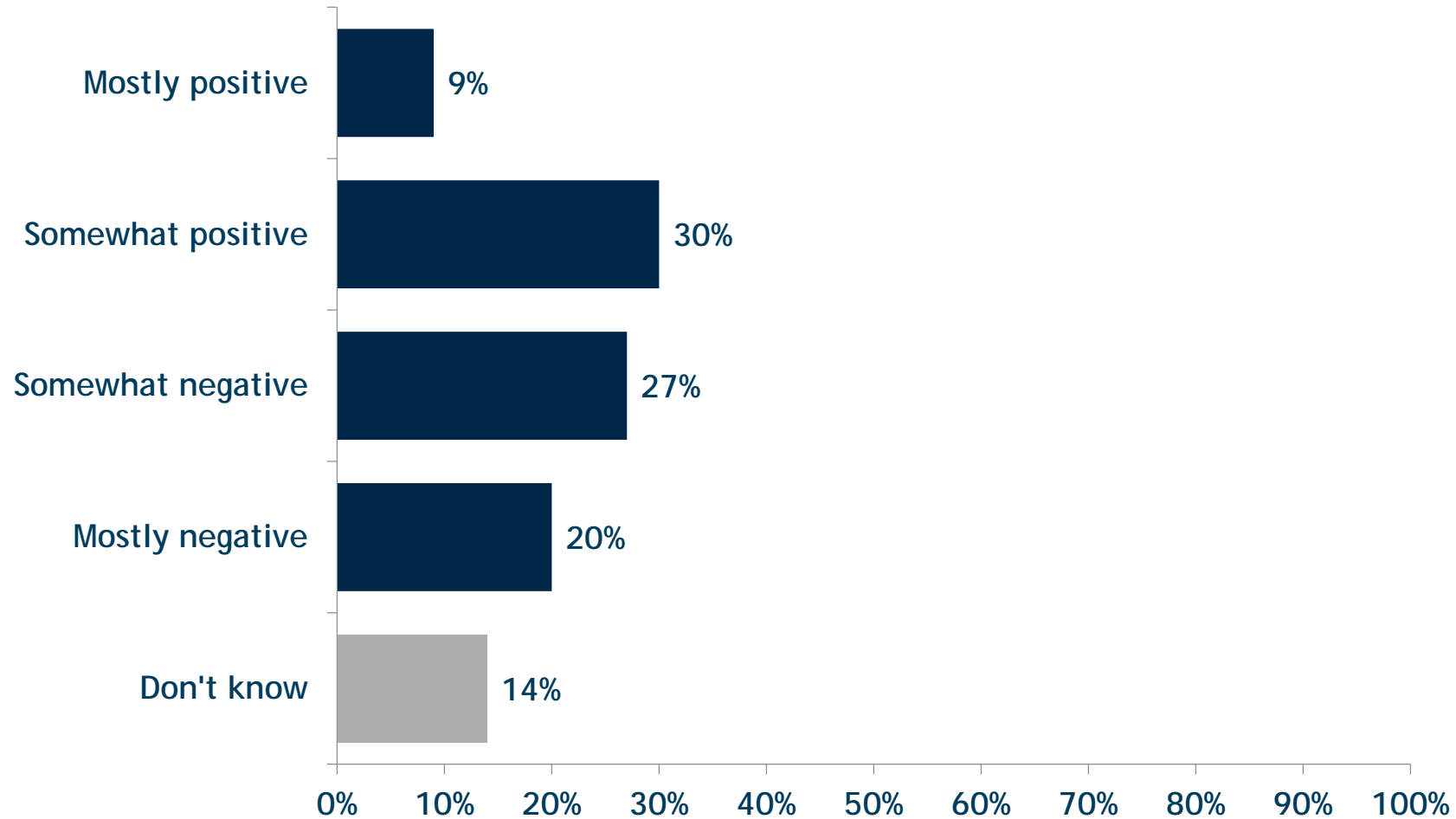
# In your opinion, what are the most important reasons people leave BiH to fight in foreign conflicts?

(All respondents: n=1,513. First mentions.)



# How would you evaluate the work of the BiH Ministry of Security?

(All respondents: n=1,513. Single mention.)



# How would you evaluate the work of the BiH Ministry of Security?

(Disaggregated by ethnicity. All respondents: n=722 for Bosniak; n=190 for Croat; n=526 for Serb. Single mention.)

Answers	Bosniak	Croat	Serb
Mostly positive	11%	2%	8%
Somewhat positive	33%	24%	27%
Somewhat negative	26%	35%	28%
Mostly negative	19%	23%	20%
Don't know	11%	16%	17%

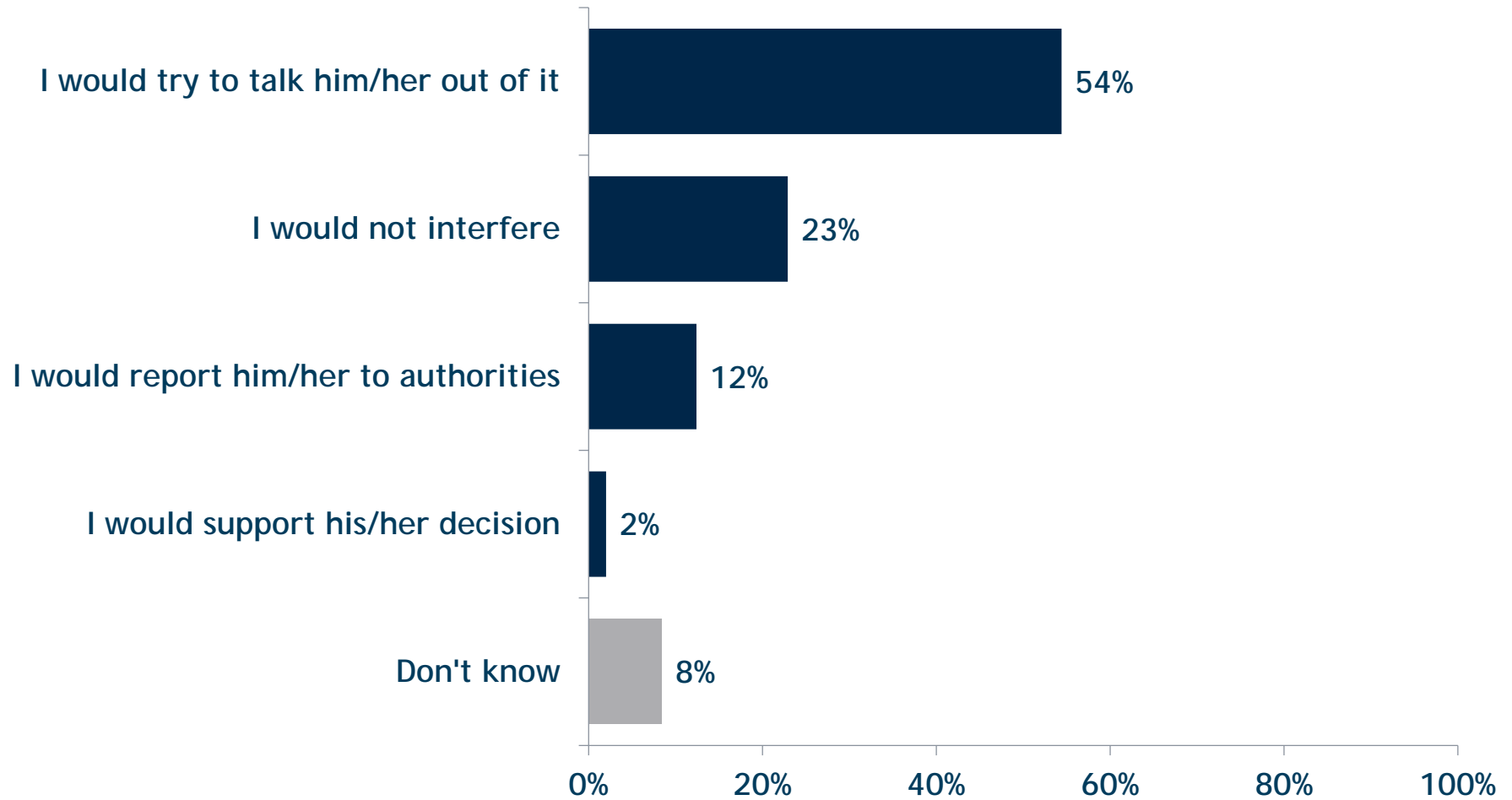
# How would you evaluate the work of the BiH Ministry of Security?

(Disaggregated by age. All respondents: n=1,513. Single mention.)

Answers	Age 18-35	Age 36-55	Age 56+
Mostly positive	6%	9%	12%
Somewhat positive	29%	34%	26%
Somewhat negative	31%	27%	23%
Mostly negative	16%	20%	25%
Don't know	18%	10%	13%

# What would you do if someone close to you, such as a friend, relative or family member, indicated an interest in leaving to fight in a foreign conflict?

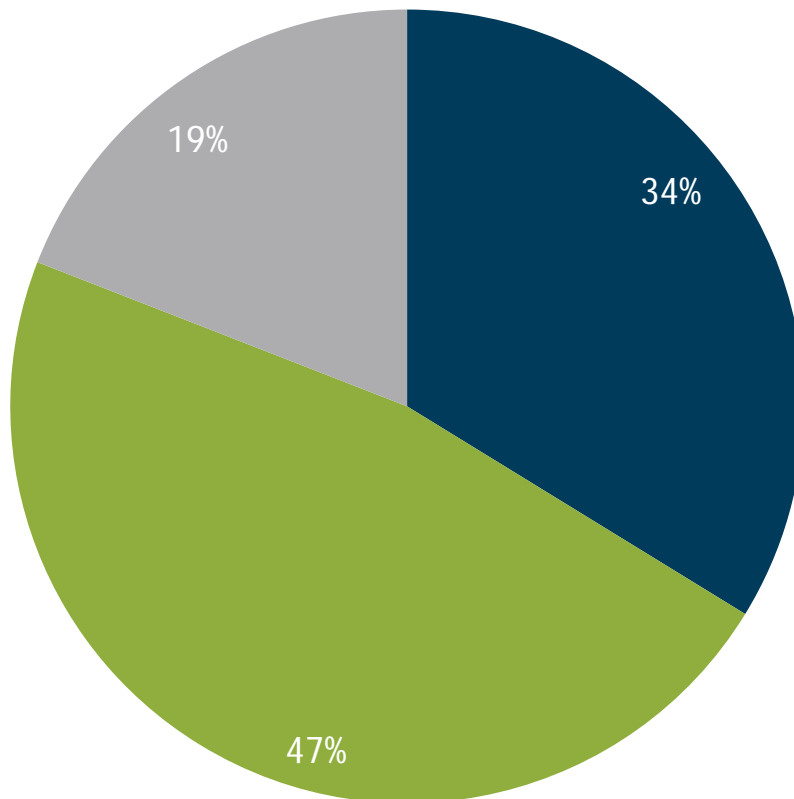
(All respondents: n=1,513. Single mention.)



# Would you support or oppose the rehabilitation and reintegration of returnees from foreign conflicts into BiH society?

(All respondents: n=1,513. Single mention.)

■ Support ■ I do not support ■ Don't know





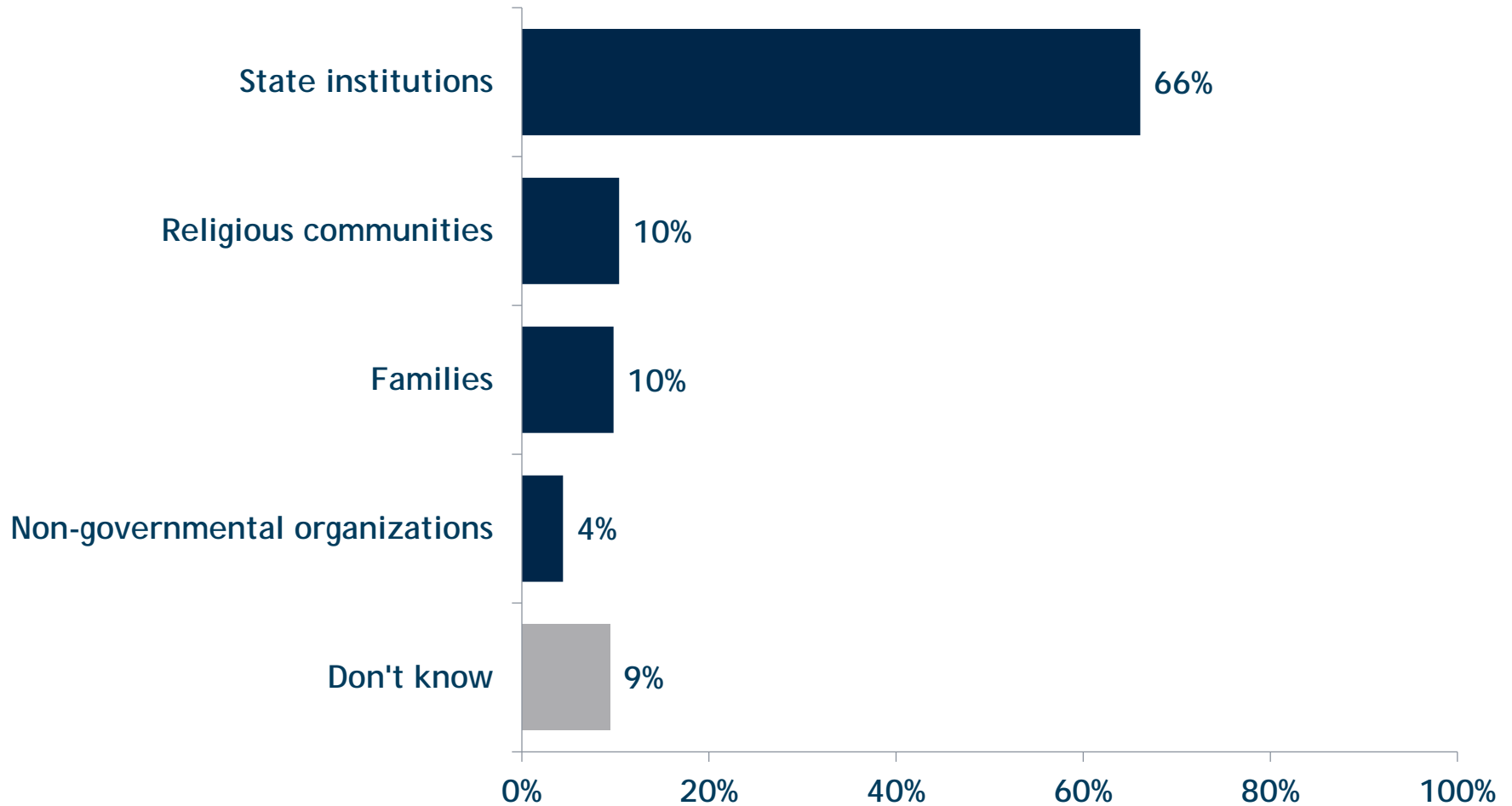
# Would you support or oppose the rehabilitation and reintegration of returnees from foreign conflicts into BiH society?

(Disaggregated by ethnicity. All respondents: n=1,513. Single mention.)

Answers	Bosniak	Croat	Serb
Support	43%	27%	23%
I do not support	39%	52%	58%
Don't know	18%	22%	20%

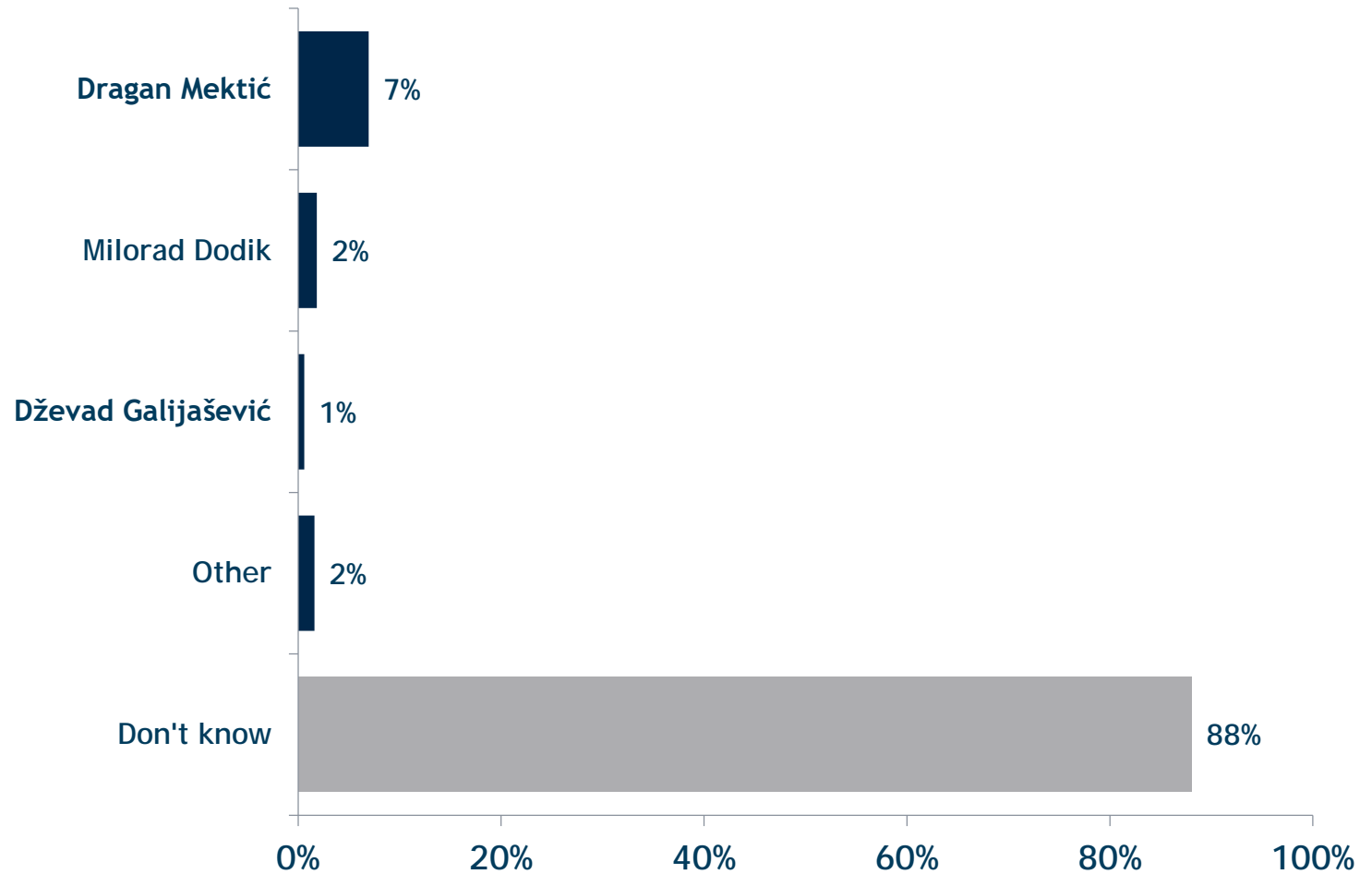
# Who should be responsible for reintegration?

(Respondents who support the rehabilitation and reintegration of returnees from foreign conflicts into BiH society: n=511. First mentions.)



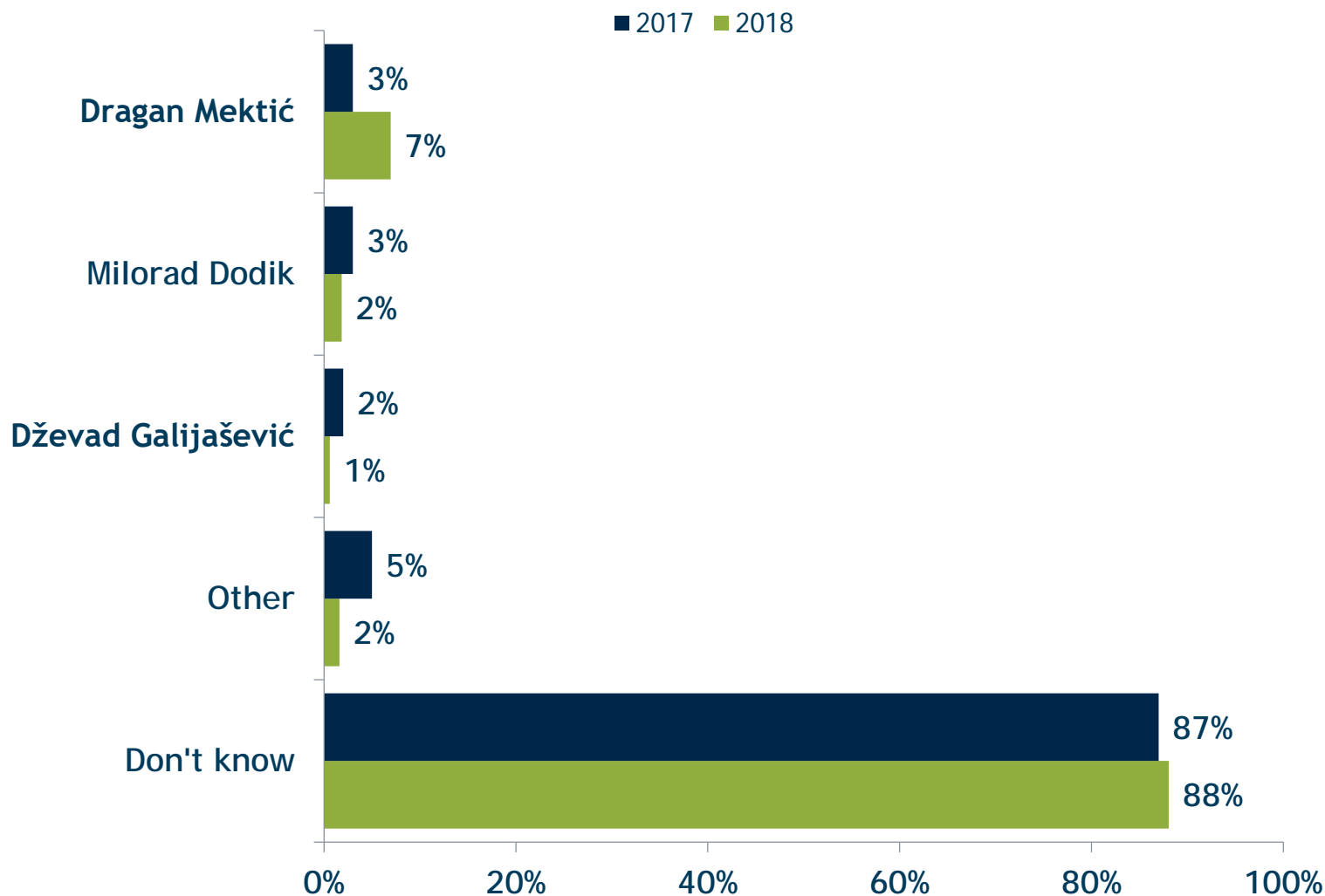
# Can you name one or more public personalities in BiH with whom you associate the fight against violent extremism?

(Open-ended; all respondents: n=1,513. First mentions with a share of 1% or more shown.)



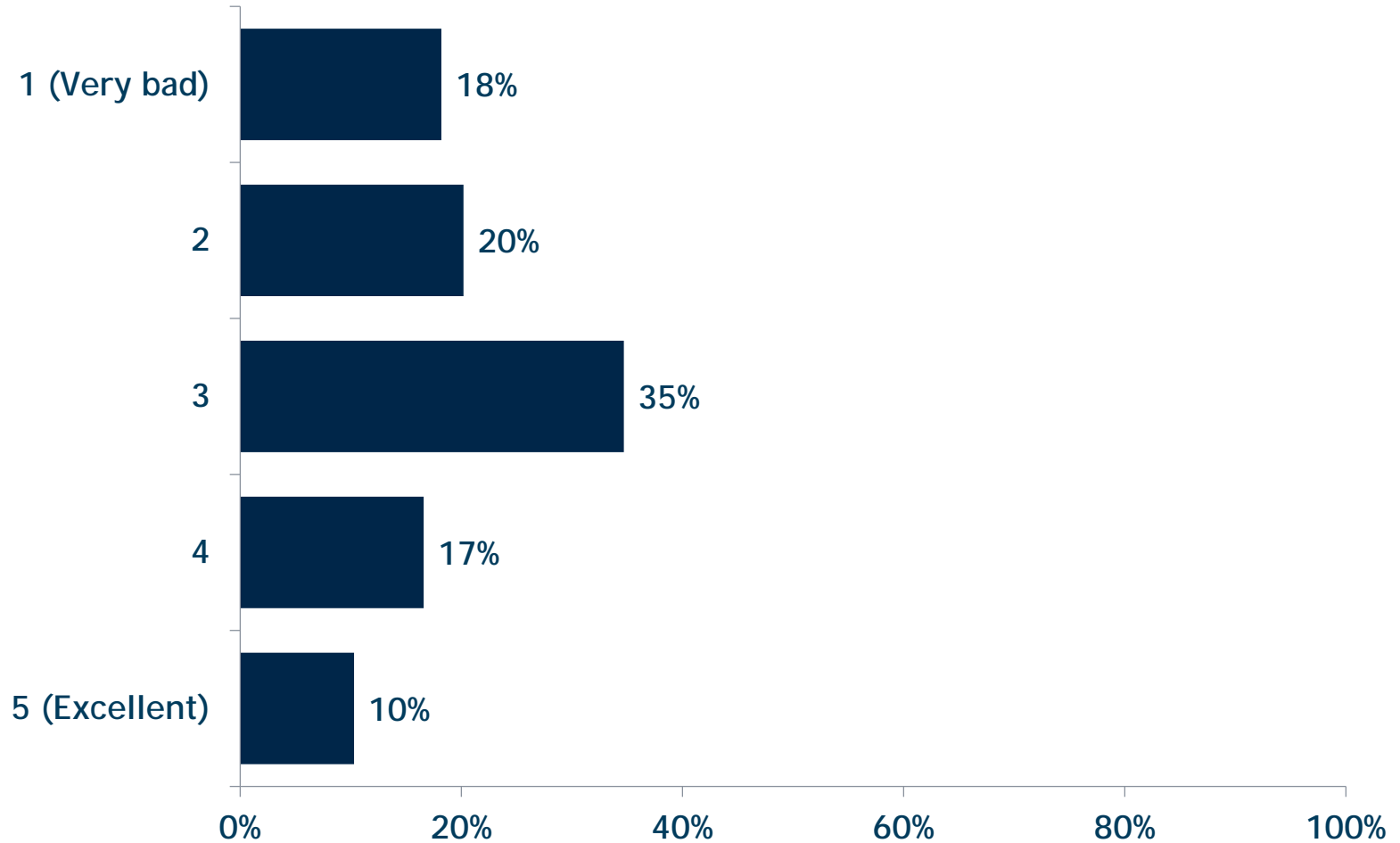
# Can you name one or more public personalities in BiH who you associate with the fight against violent extremism?

(Open-ended; all respondents: n=1,537 for 2017; n=1,513 for 2018. First mentions with a share of 1% or more shown.)



# How would you evaluate the work of Dragan Mektic as Minister of Security?

(All respondents: n=1,513. Single mention.)



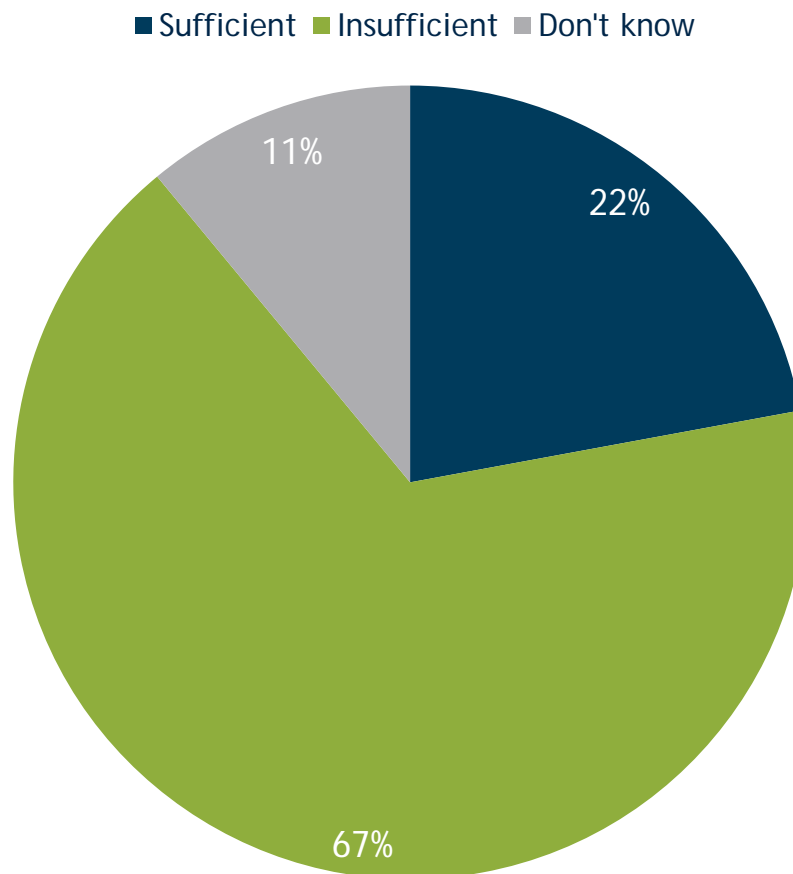
# How would you evaluate the work of Dragan Mektic as Minister of Security?

(Disaggregated by ethnicity. All respondents: n=1,513. Single mention.)

Answers	Bosniak	Croat	Serb
1 (Very bad)	14%	17%	25%
2	19%	26%	20%
3	36%	38%	33%
4	19%	15%	13%
5 (Excellent)	13%	3%	9%

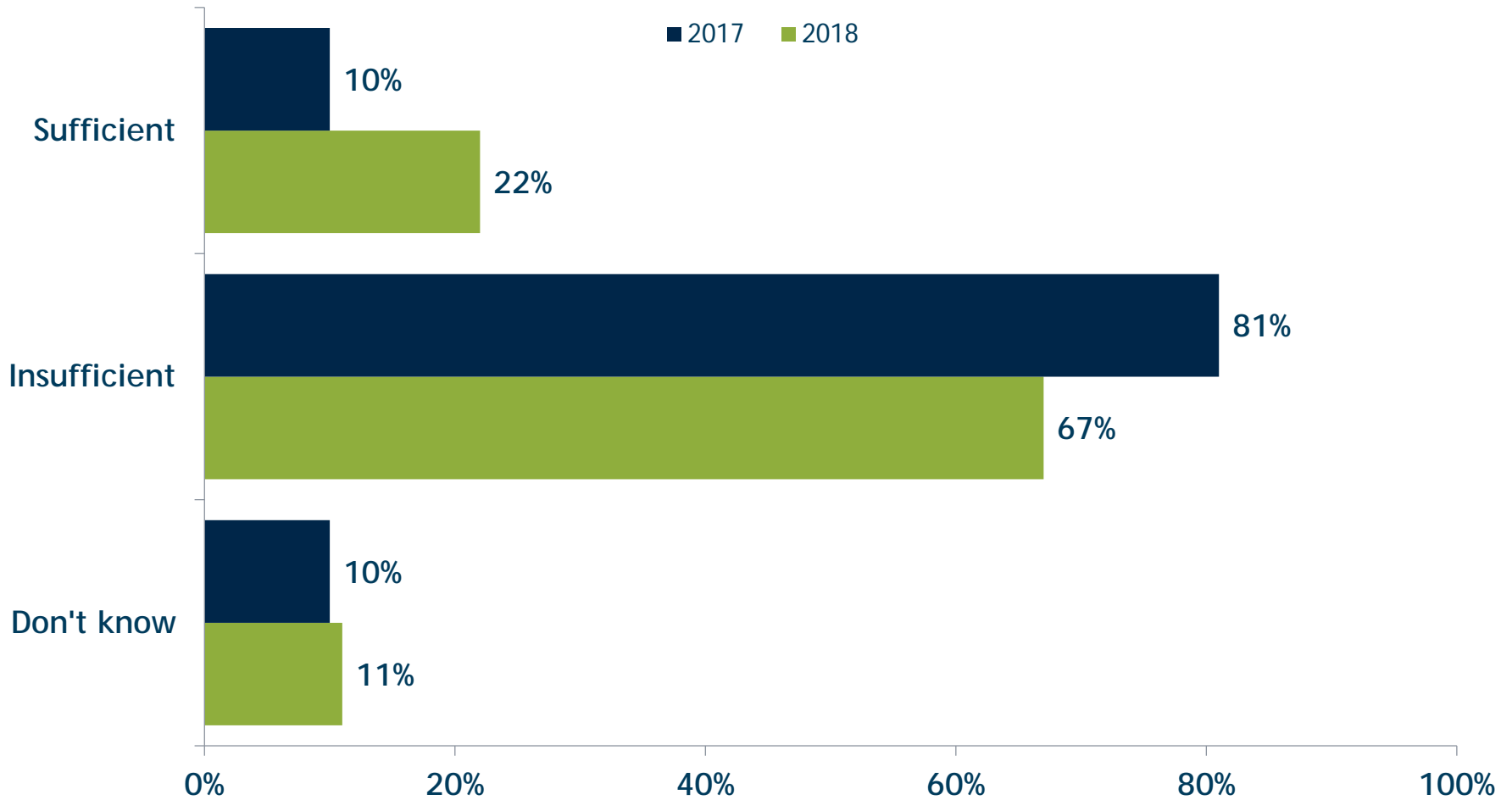
# How would you evaluate the Ministry of Security's efforts to raise public awareness of violent extremism?

(All respondents: n=1,513. Single mention.)



# How would you evaluate the Ministry of Security's efforts to raise public awareness of violent extremism?

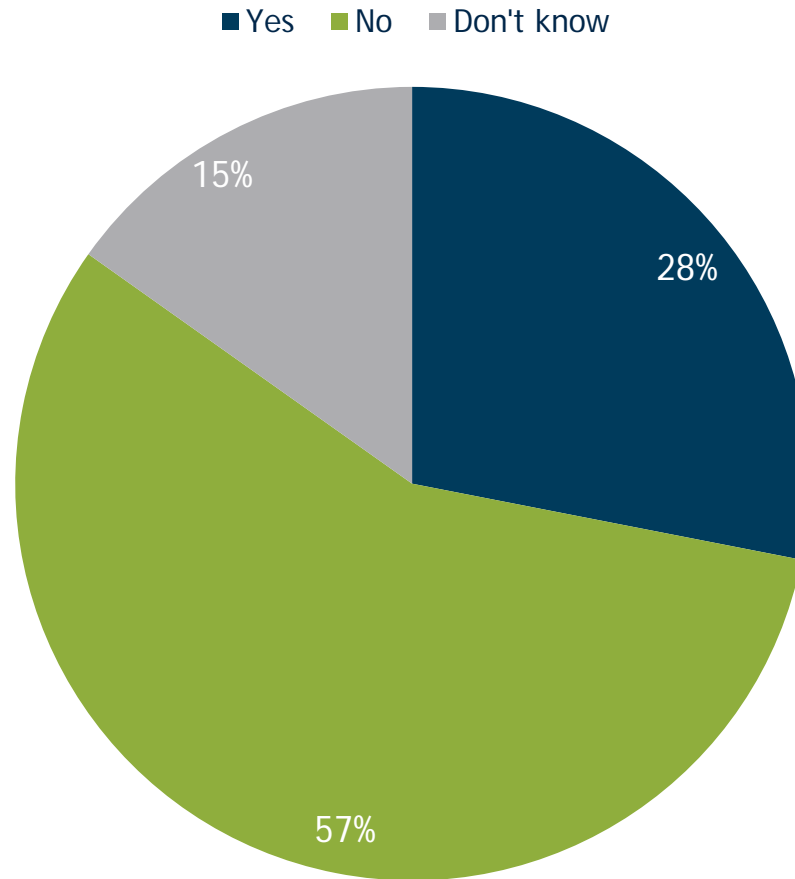
(All respondents: n=1,537 for 2017; n=1,513 for 2018. Single mention.)





# Do you believe government agencies are taking sufficient measures to prevent terrorist attack?

(All respondents: n=1,513. Single mention.)





# Views of Social Systems and Government Institutions

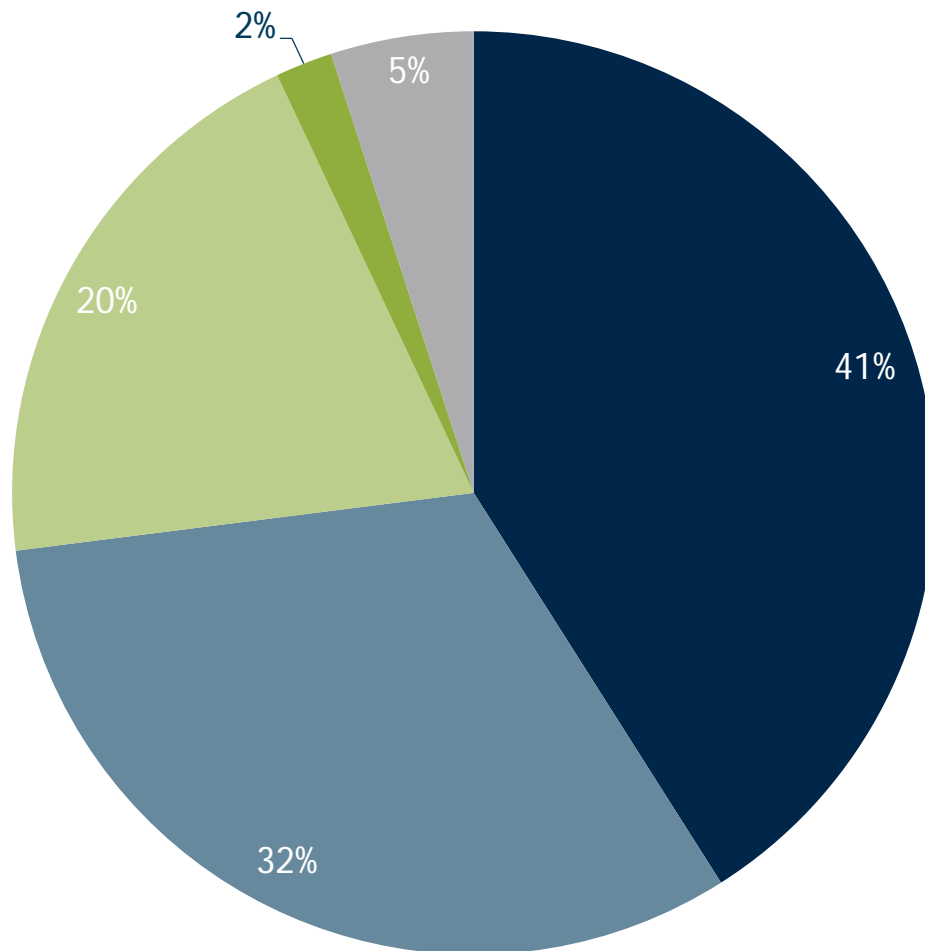
---



# How satisfied are you with the current political order in BiH?

(All respondents: n=1,513. Single mention.)

■ Very satisfied   ■ Somewhat satisfied   ■ Somewhat unsatisfied   ■ Very unsatisfied   ■ Don't know/No answer



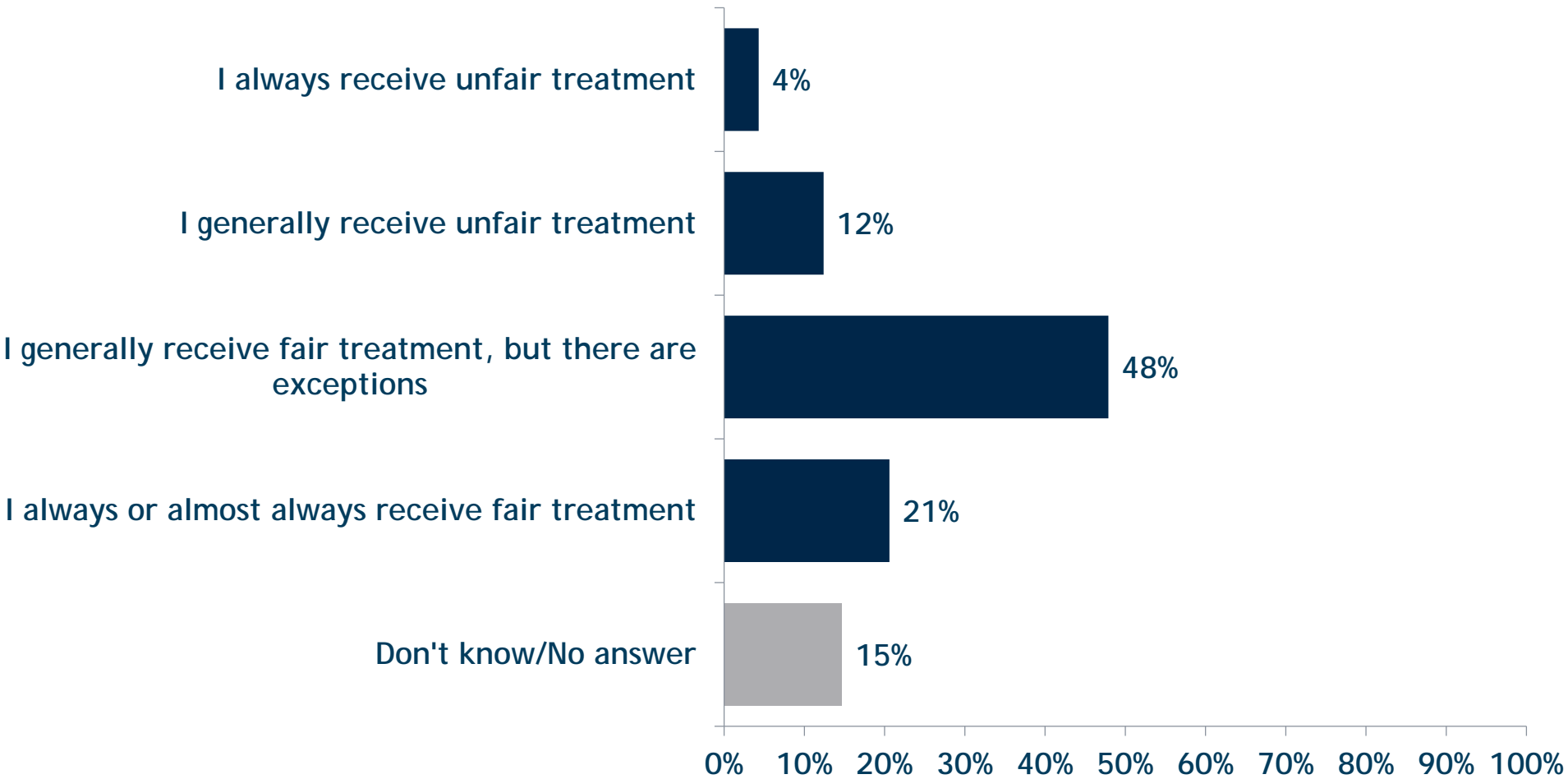
# How satisfied are you with the current political order in BiH?

(Disaggregated by ethnicity. All respondents: n=722 for Bosniak; n=190 for Croat; n=526 for Serb. Single mention.)

Answers	Bosniak	Croat	Serb
Very satisfied	46%	48%	27%
Somewhat satisfied	30%	34%	37%
Somewhat unsatisfied	18%	12%	27%
Very unsatisfied	1%	1%	2%
Don't know/No answer	5%	5%	7%

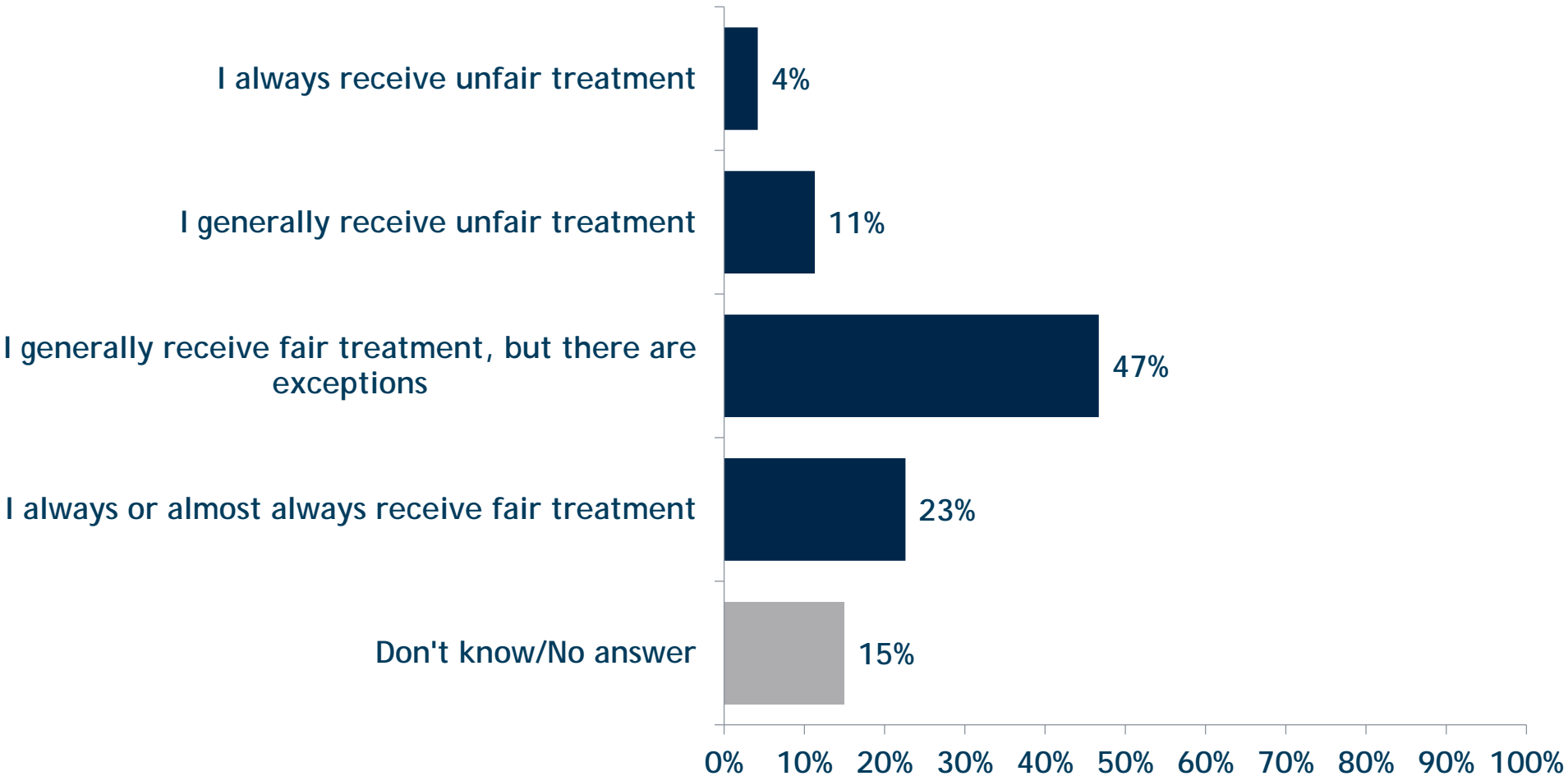
# Considering how you are treated in interactions with government authorities, which of the following statements is most accurate?

(All respondents: n=1,513. Single mention.)



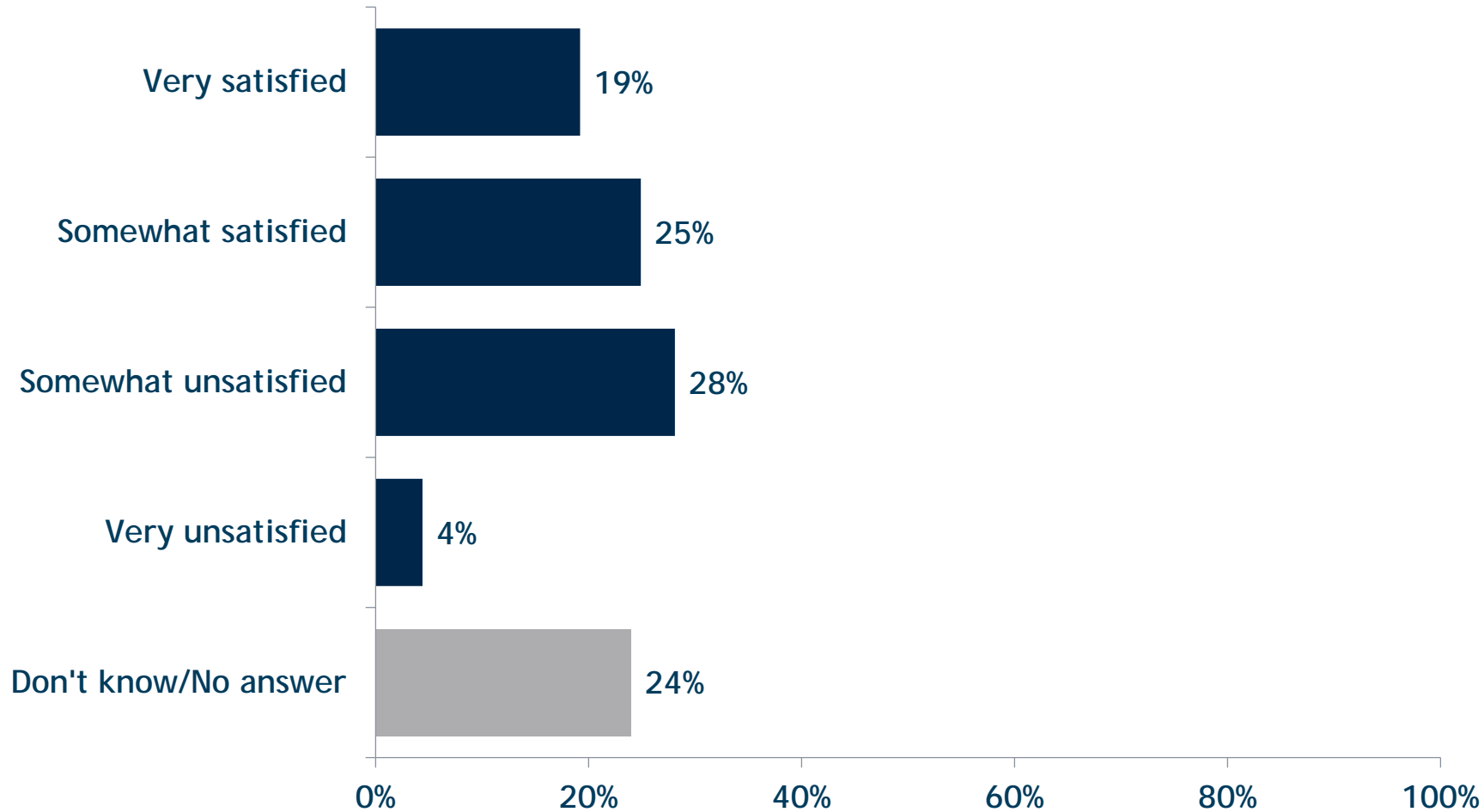
# Considering how you are treated in interactions with security personnel, which of the following statements is most accurate?

(All respondents: n=1,513. Single mention.)



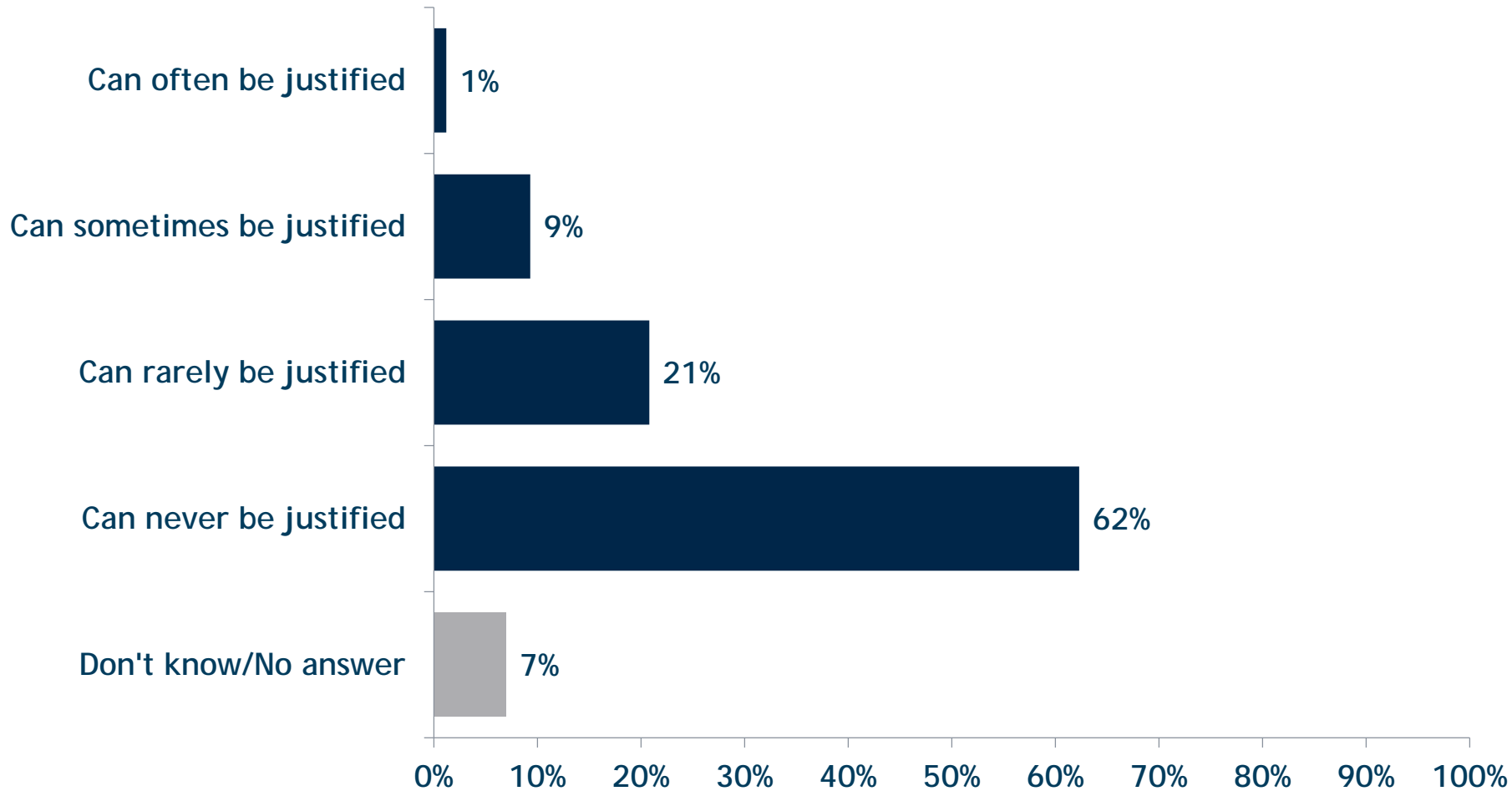
# If you have a concern about a government service, department, or employee, how satisfied are you with the options available to you to address those concerns?

(All respondents: n=1,513. Single mention.)



Some people think using physical violence can be justified in order to further a political, social or religious cause. Others believe that, no matter the reason, this kind of violence can never be justified.  
What is your view?

(All respondents, n=1,513. Single mention.)





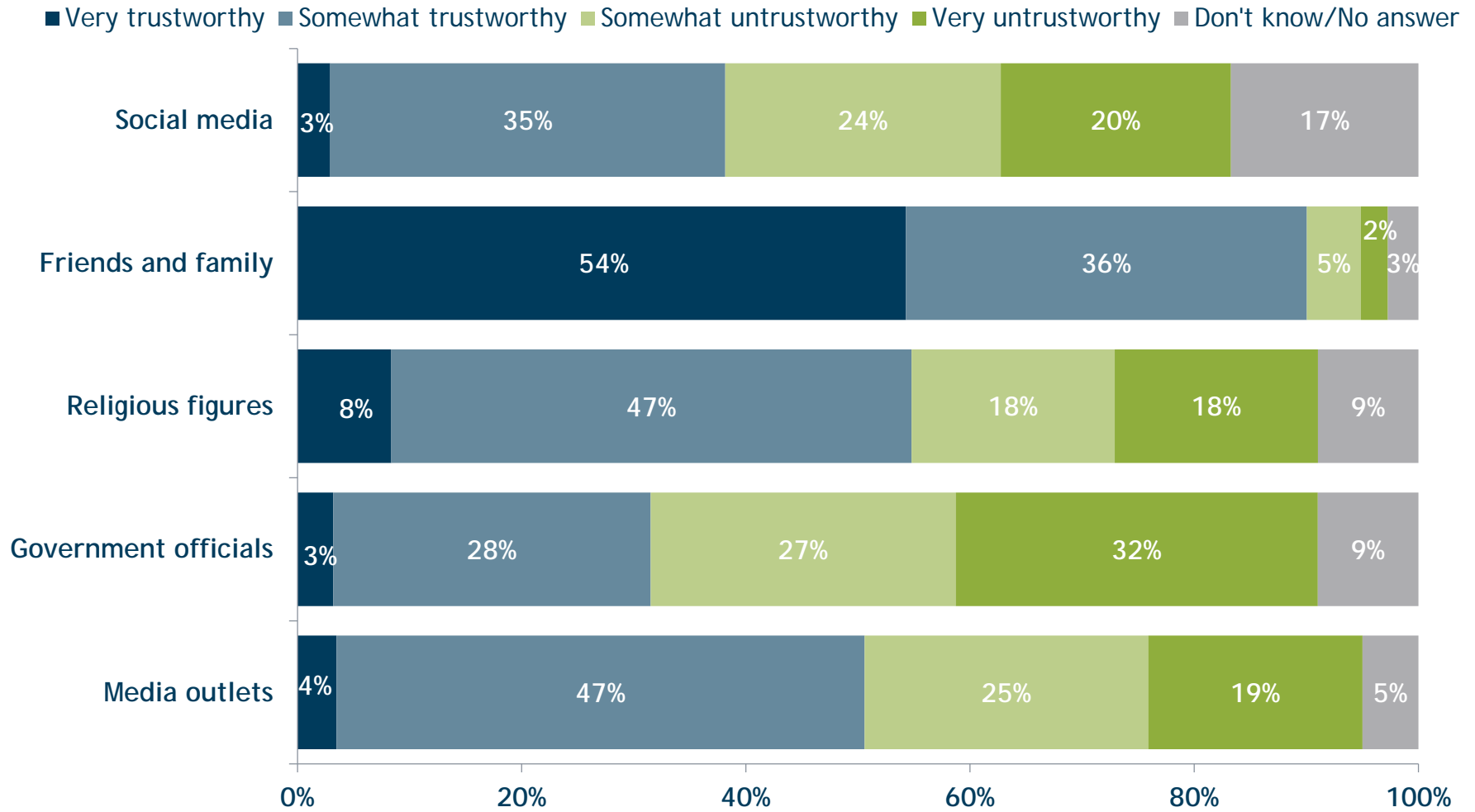
Some people think using physical violence can be justified in order to further a political, social or religious cause. Other people believe that, no matter the reason, this kind of violence can never be justified. What is your view?

(Disaggregated by ethnicity. All respondents: n=1,513. Single mention.)

Answers	Bosniak	Croat	Serb
Can often be justified	2%	0%	1%
Can sometimes be justified	11%	18%	4%
Can rarely be justified	23%	29%	16%
Can never be justified	60%	48%	70%
Don't know/No answer	5%	5%	10%

# How trustworthy are each of the following organizations as sources of information?

(All respondents, n=1,513. Single mention.)





# Demographics

---



# Demographics

		N	Percentage
Type of settlement	Urban	651	43%
	Rural	862	57%
Region	Unsko-sanski Canton	113	8%
	Tuzlanski Canton	189	13%
	Zenicko-dobojski Canton	153	10%
	Srednjobosanski Canton	106	7%
	Hercegovačko-neretvanski Canton	95	6%
	Zapadno-hercegovački Canton	39	3%
	Canton Sarajevo	178	12%
	Livanjski Canton	37	2%
	Sjever Republika Srpska	338	22%
	Istok Republika Srpska	200	13%
	Posavski Canton	19	1%
	Bosansko-podrinjski Canton	10	1%
	Brčko District	36	2%
Gender	Male	734	48%
	Female	779	52%
Age	18-35	488	32%
	36-55	528	35%
	56+	497	33%
Education	Primary School	451	30%
	Secondary School	864	57%
	University	198	13%
Ethnicity	Bosniak	722	48%
	Croat	190	13%
	Serb	526	35%
	Other	56	4%
	Don't know/No answer	18	1%
Working Status	Employed	484	32%
	Unemployed	1029	68%
Monthly Household Income	Up to 500 Bosnian Convertible Marks (BAM)	338	22%
	501-1000 BAM	343	23%
	1001-1500 BAM	169	11%
	More than 1500 BAM	65	4%
	No answer	598	40%

Center for Insights in Survey Research  
202.408.9450 | [info@iri.org](mailto:info@iri.org)  
[www.IRI.org](http://www.IRI.org) | [@IRI\\_Polls](https://twitter.com/IRI_Polls)



A PROJECT FROM THE INTERNATIONAL REPUBLICAN INSTITUTE



[www.ipsos.com](http://www.ipsos.com)