

FONDATION POUR  
L'INNOVATION  
POLITIQUE  
*fondapol.org*

# DEMOCRACIES UNDER PRESSURE

## A GLOBAL SURVEY

EDITED BY DOMINIQUE REYNIÉ

VOLUME I  
**THE ISSUES**





FONDATION POUR  
L'INNOVATION  
POLITIQUE  
*fondapol.org*

# DEMOCRACIES UNDER PRESSURE

## A GLOBAL SURVEY

EDITED BY DOMINIQUE REYNIÉ

VOLUME I  
**THE ISSUES**

2019

**Photo credits:**

© andrej pol – stock.adobe.com (p.20-21); © trahko – stock.adobe.com (p.48-49); © Ivan Kurmyshov – stock.adobe.com (p.82-83); © daniilantiq2010 – stock.adobe.com (p.106-107); © Cara-Foto – stock.adobe.com (p.130-131).

## EDITOR

Dominique REYNIÉ (Fondation pour l'innovation politique)

### With the participation of:

Daniel TWINING (International Republican Institute)

### With the cooperation of:

Octavio de BARROS (República do Amanhã)

## EDITORIAL COORDINATION

Victor DELAGE, Madeleine HAMEL, Katherine HAMILTON, Thibault MUZERGUES

## PRODUCTION

### Fondation pour l'innovation politique:

Loraine AMIC, Virginie DENISE, Anne FLAMBERT, Raphaël GRELON, Guillemette LANO, Julia LAUREAU, Julie NOYER, Maude PAILLARD-COYETTE, Nicolas RIGAUDIÈRE

### International Republican Institute:

Sonja GLOECKLE, Emina IBRAHIMOVIC, Tucker JONES, Katie LAROQUE, Morgan MARTINEZ, Paul McCARTHY, Oleksandr MOSTBAUER, Carisa NEITSCHKE, Stephen NIX, Julia SIBLEY, Borislav SPASOJEVIC, Jan SUROTCHAK, Alex TARASCIO, Benjamin THOMPSON, Diane ZELENY

### República do Amanhã:

Thomás de BARROS, Vasco CALDEIRA, Anthony TAIEB, Renée ZICMAN

## TRANSLATION

Madeleine HAMEL, Katherine HAMILTON, Caroline LORRIAUX, UBIQUS, WESTMILL International

## PROOFREADING

Michael SCOTT

## GRAPHIC DESIGN

Julien RÉMY

## International survey designed by the Fondation pour l'innovation politique and the International Republican Institute

### This survey was conducted by IPSOS

Brice TEINTURIER (Deputy Managing Director France)

### Within the Politics and Opinion Department:

Federico VACAS (Deputy Manager),  
Alice TÉTAZ (Research Manager),  
Amandine LAMA (Account Manager)



## PRINTER

GALAXY Imprimeurs

## PUBLISHED

2019

# GOVERNING BODIES OF THE FONDATION POUR L'INNOVATION POLITIQUE

## SUPERVISORY BOARD

**Nicolas BAZIRE**, Chairman, Managing Director of the Arnault group  
**Grégoire CHERTOK**, Vice-Chairman, Associate Director of Rothschild and Cie  
**Cyrille BARDON**, Lawyer, Founder and Manager of Cabinet Bardon & de Fay  
**Valérie BERNIS**, Vice Chairwoman of the ENGIE Foundation  
**Aldo CARDOSO**, Consultant, Board Member of several companies  
**Geneviève FERONE CREUZET**, Cofounder and Managing Director of the research and strategic consultancy firm Casabee  
**Pierre GIACOMETTI**, Founder and Managing Director of the communication strategy consulting firm No Com  
**Changjian JIANG**, Associate Professor of International Relations at Fudan University (China)  
**Olivier LABESSE**, Partner at DGM Conseil  
**Anne LEVADE**, Public Law Professor at Paris-Est-Créteil University, President of the Association française de droit constitutionnel  
**Francis MER**, Chairman of the Fondation pour l'innovation politique between 2004 and 2005, former French Minister of the Economy, Finance and Industry (2002-2004)  
**Tobie NATHAN**, Doctor in Psychology, Literature and Humanities, Professor emeritus of Clinical Psychology and Psychopathology at Paris-VIII University  
**Jean-Claude PAYE**, Chairman of the Fondation pour l'innovation politique between 2005 and 2009, Former Secretary-General of the OECD, Former lawyer  
**Sébastien PROTO**, Senior official, Head of Group Strategy at Société Générale  
**Salima SAA**, Deputy Director of Sales at Transdev

## EXECUTIVE BOARD

**Dominique REYNIÉ**, Executive Director, University Professor at Sciences Po, Paris  
**Anne FLAMBERT**, Administrative and Financial Director

## AUDITING COMMITTEE

**Jean RAYNAUD**, Chairman, Honorary General Prosecutor at the Cour des Comptes  
**Jean-Daniel LÉVY**, Chartered accountant and graduate of Sciences Po, Paris  
**Jacques PRADON**, Doctor of law and Honorary Lawyer to the Conseil d'État and the Cour de Cassation

## ETHICS COMMITTEE

**Hélène GISSEROT**, Chairwoman, Honorary General Prosecutor at the Cour des Comptes  
**Yves CANNAC**, Honorary member of the Conseil d'État  
**Dominique LATOURNERIE**, Member of the Conseil d'État

## SCIENTIFIC AND EVALUATION COUNCIL

**Christophe de VOOGD**, Chairman  
**Bernard BACHELIER**, **Bruno BENSASSON**, **Élisabeth de CASTEX**, **Stéphane COURTOIS**, **Julien DAMON**, **Laurence DAZIANO**, **Marc FORNACCIARI**, **Emmanuel GOLDSTEIN**, **Erwan LE NOAN**, **Pascal PERRINEAU**, **Xavier QUÉRAT-HÉMENT**, **Robin RIVATON**, **Alain-Gérard SLAMA**, **Luuk VAN MIDDELAAR**

## FONDATION POUR L'INNOVATION POLITIQUE A FRENCH THINK TANK SUPPORTING EUROPEAN INTEGRATION AND THE FREE MARKET

The *Fondation pour l'innovation politique* provides an independent forum for expertise, reflection and exchange aimed at producing and disseminating ideas and proposals. It contributes to pluralism of thought and the renewal of public discussion from a free-market, forward-thinking and European perspective. Four main priorities guide the Foundation's work: economic growth, the environment, values and digital technology.

The website [fondapol.org](http://fondapol.org) provides public access to all the Foundation's work. Anyone can access and use all the data gathered for the various surveys via the 'data fondapol' platform and data relating to international surveys are available in several languages.

Furthermore, reflecting the Foundation's editorial policy, our blog '**Anthropotechnie**' aims to explore new avenues prompted by human enhancement, reproductive cloning, human/machine hybridization, genetic engineering and germline manipulation. It contributes to thinking and debate on transhumanism. '**Anthropotechnie**' offers articles tackling ethical, philosophical and political issues associated with the expansion of technological innovations relating to the enhancement of human bodies and abilities.

In addition, our blog '**Trop Libre**' casts a critical eye over the news and the world of ideas. '**Trop Libre**' also extensively monitors the effects of the digital revolution on political, economic and social practices in its '**Renaissance numérique**' section.

The *Fondation pour l'innovation politique* is a state-recognized organization. It is independent and receives no financial support from any political party. Its funding comes from both public and private sources. Support both from companies and individuals contributes to the expansion of its activities.

**For more information: [fondapol.org](http://fondapol.org)**



Dominique Reynié, *What next for democracy? An international survey by the Fondation pour l'innovation politique*, Paris, 2017, 320 pages.

An international survey in 26 countries, 23 languages and 22,041 interviews.  
(available in English and French)

# GOVERNING BODIES OF THE INTERNATIONAL REPUBLICAN INSTITUTE

## BOARD OF DIRECTORS

**Sen. Dan SULLIVAN** - Chairman, US Senator (Alaska)  
**Randy SCHEUNEMANN** - Vice Chairman, Strategic Counselor, Halifax International Security Forum  
**Alec L. POITEVINT II** - Secretary-Treasurer, Businessman and Chair of the 2012 Republican Convention  
**Kelly AYOTTE** - Former US Senator (New Hampshire)  
**Judy A. BLACK** - Policy Director, Brownstein Hyatt Farber Schreck  
**Gahl Hodges BURT** - Vice Chair, the American Academy in Berlin  
**J. Scott CARPENTER** - Director of Free Expression, Google Ideas  
**Sen. Tom COTTON** - US Senator (Arkansas)  
**Sen. Joni ERNST** - US Senator (Iowa)  
**Frank J. FAHRENKOPF Jr.** - Co-chairman of the Commission on Presidential Debates  
**Alison B. FORTIER** - Vice President for Missile Defense and Strategic Systems, Lockheed Martin (ret.)  
**Christopher J. FUSSNER** - Owner and Founder of TransTechnology Pte Ltd  
**Sen. Lindsey GRAHAM** - US Senator (South Carolina)  
**Rep. Kay GRANGER** - US Representative (Texas, 12th District)  
**Janet Mullins GRISSOM** - Member of the Council on Foreign Relations  
**Cheryl F. HALPERN** - Partner, HQ Creative LLC  
**William J. HYBL** - Chair of the US Commission on Public Diplomacy  
**Mark KIRK** - Former US Senator (Illinois)  
**James T. KOLBE** - Former US Representative (Arizona, 5th District)  
**David KRAMER** - Senior Director for Human Rights and Human Freedoms at the McCain Institute  
**Tami LONGABERGER** - Businesswoman  
**Peter T. MADIGAN** - Member of the Board, the School of Policy and International Affairs at the University of Maine.  
**Général H.R. MCMASTER** - Former National Security Advisor  
**Constance Berry NEWMAN** - Former Assistant Secretary of State for African Affairs  
**Sen. Mitt ROMNEY** - US Senator (Utah)  
**Sen. Marco RUBIO** - US Senator (Florida)  
**Joseph R. SCHMUCKLER** - Member of the Board, the London Center for Policy Research  
**Amb. Kristen SILVERBERG** - Former US Ambassador to the European Union  
**Frances TOWNSEND** - President of the Counter Extremism Project  
**Amb. Gaddi VASQUEZ** - Former Director of the Peace Corps  
**Olin L. WETHINGTON** - Founder and Chairman of Wethington International LLC

## EXECUTIVE BOARD

**Dr. Daniel TWINING** - President  
**Judy Van REST** - Executive Vice President  
**Kimber SHEARER** - Counsel - Vice President for Strategy and Development  
**Daniel W. FISK** - Chief Operations Officer  
**Scott MASTIC** - Vice President for Programs  
**Diane ZELENY** - Vice President for External Affairs & Global Engagement





## INTERNATIONAL REPUBLICAN INSTITUTE ADVANCING DEMOCRACY WORLDWIDE

The International Republican Institute advances democracy and freedom. We link people with their governments, guide politicians to be responsive to citizens, and motivate people to engage in the political process.

IRI works with organizations and individuals across the globe to help citizens build democratic societies that are open and responsible, accountable and resilient. Collaboration is essential to fulfilling our mission in rapidly changing international landscapes. As an organization, we are agile. That allows us to quickly respond to critical, frequently dangerous situations.

For more than 30 years, we have been helping to strengthen democracy through workshops by volunteer experts from all over the world on multi-party political systems, democratic governance practices, women's empowerment, civil society development, youth leadership, strengthening electoral processes and public opinion research. Research and qualitative and quantitative public opinion data is a cornerstone of IRI's approach to programming. Our data ensures citizens' needs are at the center of the political debate and guide our projects' goals. To date, IRI has polled more than 1.3 million citizens in 70 countries.

To learn more about IRI's work around the world, get involved, or contact us, visit our website [www.iri.org](http://www.iri.org), listen to our podcast **Global**, or join the conversation on IRI's blog **Democracy Speaks** about advancing democracy worldwide.

IRI is a nonpartisan, nongovernmental Institute and receives funding through grants from the U.S. State Department, U.S. Agency for International Department, the National Endowment for Democracy, a number of European foundations and aid agencies and other Western countries. Less than one percent of IRI's funding comes from private donations. We do not receive any money from the Republican Party or any other U.S. partisan entity.



*Understanding Local Drivers of Violent Extremism in Kosovo*,  
International Republican Institute,  
Washington, DC, Spring 2017, 25 pages.



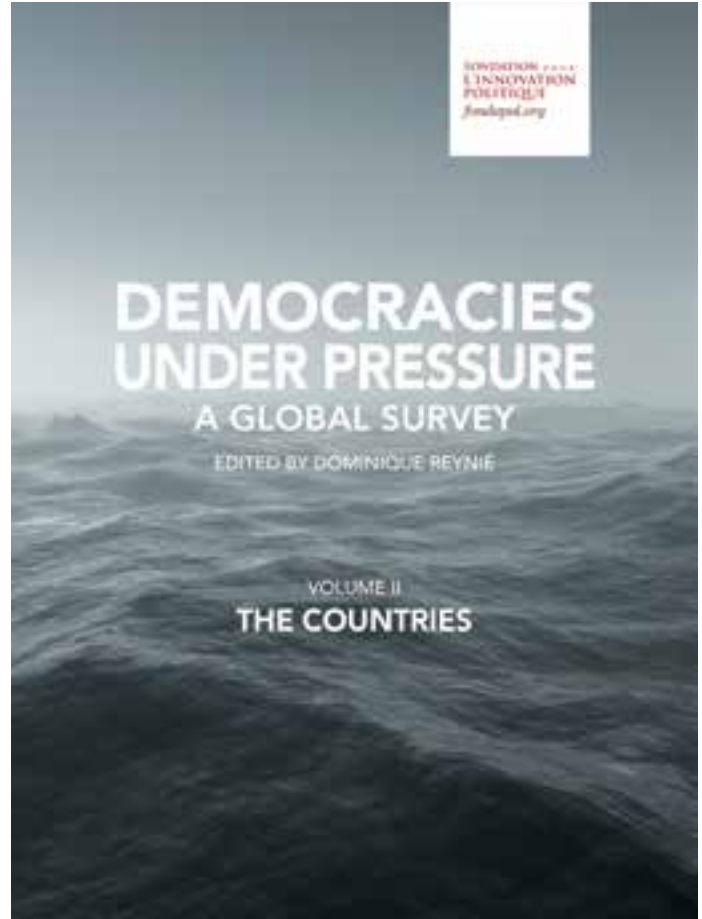
*Understanding Local Drivers of Violent Extremism in Tunisia*,  
International Republican Institute,  
Washington, DC, Winter 2016, 22 pages.

# TABLE OF CONTENTS

THE AUTHORS.....	11
FOREWORD	
<b>DEMOCRACIES UNDER PRESSURE</b>   Dominique Reynié and Daniel Twining.....	16
SURVEY METHODOLOGY.....	18
FRAGILE DEMOCRACIES.....	20
• The ambiguities of commitment to democracy   Dominique Reynié.....	22
• The transparency of the electoral process called into question   Madeleine Hamel.....	30
• Disinterest in politics erodes democratic ideals   Aminata Kone.....	34
• Is the legitimacy of universal suffrage uncontested?   Dominique Reynié.....	36
• The ghosts of authoritarianism   Dominique Reynié.....	39
• Men and women hold different perspectives on democracy   Samuel Johannes.....	41
• Generational renewal: democratic deconsolidation or restructuring?   Anne Muxel.....	43
GLOBALIZED DEMOCRACIES.....	48
• In the democratic world, globalization is an opportunity   Nicolas Rigaudière.....	50
• The challenge of migration in the light of the refugee issue   Dominique Reynié.....	52
• Territories in globalization: the metropolis and its surroundings   Victor Delage.....	57
• Islam causes concerns   Dominique Reynié.....	60
• Religion: tolerance and tensions   Victor Delage.....	62
• Tolerance, condition of a free society: religious opinions, sexual orientations, political opinions, ethnicity   Katherine Hamilton.....	64
• From social inequalities to social polarization: what globalization does to democracies   Aminata Kone.....	66
• Who holds the power?   Thibault Muzergues.....	68
• Trust in digital giants... with the exception of Facebook   Paul-Adrien Hyppolite and Antoine Michon.....	70
• Scientific and technological innovations are seen as sources of progress   Madeleine Hamel.....	73
• A fundamental part of the national economy or symbol of globalized capitalism: the size of companies shapes collective perceptions   Guillemette Lano.....	75
• Standard of living and lifestyle: the twofold heritage crisis   Dominique Reynié.....	77

<b>ORDER AND FREEDOMS</b> .....	82
• Not everyone takes freedom of expression for granted   Loraine Amic and Madeleine Hamel.....	84
• Unanimous support for the broad principles of democratic expression   Loraine Amic.....	86
• A majority of the democratic world is in favor of the death penalty   Victor Delage.....	88
• Abortion - between liberalization and moral resistance   Victor Delage.....	90
• According to public opinion, the role of the state in the economy should be limited and the freedom of businesses increased   Erwan Le Noan.....	93
• Schools and health services: particularly popular institutions   Erwan Le Noan.....	95
• The army, police, and justice: strong support for institutions of law and order   Mathieu Zagrodzki.....	97
• Democracies under Pressure and the European Values Studies: convergent data   Pierre Bréchon.....	99
<b>EUROPE AND DEMOCRACY: LINKED DESTINIES</b> .....	106
• The Western Balkans on the road to democracy   Alex Tarascio.....	108
• Hungarians, Poles, Slovaks and Czechs feel that democracy is the best system   Jacques Rupnik.....	112
• Support for the euro protects Europe   Katherine Hamilton and Dominique Reynié.....	114
• Brexit in the UK: a divided nation   Sophia Gaston.....	116
• Brexit – a litmus test for generational divisions?   Maude Paillard-Coyette.....	120
• The Baltic States, between democratic ideals and authoritarian temptations   Mantas Adomėnas.....	122
• In the face of new threats, the revival of the idea of a European army   Victor Delage.....	124
• Europeans and the new public space: the media, social media and the Internet   Alex Tarascio.....	127
<b>THE DEMOCRATIC WORLD ON THE DEFENSIVE</b> .....	130
• The United States, China, Russia and the European Union: friends or foes?   Samuel Johannes and Thibault Muzergues.....	132
• Brazil: a tolerant society faced with democratic disillusionment   Octavio de Barros.....	139
• The Anglosphere: economic and political liberalism   Graham Scott.....	142
• Trust and mistrust in democratic societies   Thibault Muzergues.....	144
• Military intervention to defend democratic values is unpopular   Alex Tarascio.....	148

The full list of the 35 questions that participants were asked to answer in our “Democracies under Pressure” survey is published at the end of volume II, p. 107 to 114.



# THE AUTHORS

## Mantas Adomėnas

Cambridge educated Ph.D. researcher and former President of the Lithuanian Conservative think tank (Institute of Democratic Politics). He was in charge of the Homeland Union–Lithuanian Christian Democrats' electoral strategy in the successful 2008 parliamentary election and of the Lithuanian higher education reform (2009).

## Yoko Alender

Architect, city planner and politician. Member of the Estonian Parliament (the Riigikogu) since 2015 and reelected in 2019, member of the city council of Tallinn from 2013 to 2017.

## Violeta Alexandru

Adviser on good governance to the Romanian president's party (National Liberal Party - PNL) and Founding Member of the think tank Institute for Public Policy (IPP). She has contributed to, among others, several studies conducted at the Institute for Public Policy, the most recent of which are: *Cost - efficiency report in public procurement (2015)*, *Sustainable Public Procurement to make efficient investments in Romania (2013)* and *Transparency and Competitiveness in the Romanian Public Procurement System (2012)*.

## Loraine Amic

Intern at the Fondation pour l'innovation politique, Master's student in public administration at Science Po, Paris.

## Octavio de Barros

Economist, President of República do Amanhã ("Republic of tomorrow"), a Brazilian think tank in partnership with the Fondation pour l'innovation politique and the International Republican Institute in the conception of the survey *Democracies under pressure*. He is also the Vice-President of the Chamber of Commerce France-Brazil in São Paulo.

## Oriol Bartomeus

Associate Professor in the Department of Political Science and Public Law at the Autonomous University of Barcelona (UAB). Doctor in Political Science at UAB, author of a thesis studying the effects of generational replacement on electoral behavior in Catalonia. He contributed to the book *What next for democracy? An international survey by the Fondation pour l'innovation politique (2017)*.

## Pierre Bréchon

Professor Emeritus of Political Science at Science Po Grenoble (PACTE research unit), and president of ARVAL, a research association focusing on value systems which administrates the survey on the European values in France. He edited, with Frédéric Gonthier and Sandrine Asror, the book *La France des valeurs. Quarante ans d'évolution* (Presses universitaires de Grenoble, 2019). Also author of a recent article entitled "*Le mouvement des "gilets jaunes" ou le retour des valeurs matérialistes ?*" (*Revue politique et parlementaire*, No. 1090, January-March 2019, p. 113-120).

## Lolita Cigane

International consultant in good governance, campaign finance, elections and EU politics and policies. Former director of the Latvia branch of Transparency International from 2008-2010, Parliamentary Secretary to the Ministry of Finance (2013-2014) and Chair of the European Affairs Committee (2014 -2018) in Latvia.

## Julie Decroix

Assistant Director of the American Jewish Committee Europe since 2015 and Ph.D. researcher in Social Science, after working at the Ministry of Foreign Affairs (Quai d'Orsay) as Chief of Staff for France's special representation for Middle East peace processes.

## Victor Delage

Senior Research Fellow and Communications Officer at the Fondation pour l'innovation politique. He worked at the General Directorate of the Treasury at the French Ministry of Economy and Finance. Graduate of the Collège d'Europe and Science Po Grenoble. He also contributed to the book *L'opinion européenne 2018* (Fondation pour l'innovation politique / Éditions Marie B, Lignes de Repères Collection, 2019).

## Sophia Gaston

Researcher in Political and Social Sciences, visiting fellow at the London School of Economics and Political Science. She has authored numerous publications, including *Behind Global Britain* (British Foreign Policy Group, 2019), *Out of the Shadows: Thinking the Immigration Plot* (HJS, 2018), *At Home in One's Past* (Demos, 2018), *Mediating Populism* (Demos 2018) and *Nothing to Fear but Fear Itself?* (Demos, 2017).

## Yasen Georgiev

Executive Director of the Economic Policy Institute (EPI), a think tank based in Sofia (Bulgaria) dedicated in interdisciplinary socioeconomic trends in Bulgaria and in the countries of South-East Europe.

## Raphaël Grelon

Intern at the Fondation pour l'innovation politique and Master's student in geopolitics and prospective analysis at the Institute of International and Strategic Relations (Iris).

## Madeleine Hamel

Project Manager at the Fondation pour l'innovation politique. Graduated with a Master's degree in political science from the University of Geneva (Switzerland), specializing in international relations. She contributed to the book *L'Opinion européenne 2018* (Fondation pour l'Innovation Politique / Éditions Marie B, Lignes de Repères Collection, 2019).

## Katherine Hamilton

Project Manager at the Fondation pour l'innovation politique in charge of the survey *Democracies under pressure*. Graduated with a Bachelor's degree in political science and international affairs from Skidmore College, New York (U.S.).

## Paul-Adrien Hyppolite

Corps des Mines engineer, graduate from the École Normale Supérieure and the École Polytechnique, and visiting scholar at Harvard University. He previously worked for a merchant bank advising governments, for an investment fund, and for a space sector company. Coauthor, with Antoine Michon, of the two-part study entitled *Big Tech Dominance (1. The new financial tycoons 2. A barrier to technological innovation?)*, Fondation pour l'innovation politique, 2018, available at [fondapol.org](http://fondapol.org).

## Samuel Johannes

Transatlantic Strategy Officer at the International Republican Institute (IRI) in Washington, DC, his work focuses on political parties and the media in the era of misinformation.

## Aminata Kone

Master's student in international security at Sciences Po Paris. Has completed her double Bachelor's degree in international relations and French at the University of Sussex (United Kingdom). She contributed to the book *What next for democracy? An international survey by the Fondation pour l'innovation politique* (2017).

## Guillemette Lano

Intern at the Fondation pour l'innovation politique, Master's Student in geopolitics and international studies at the Catholic Institute of Paris, training course for a humanities' preparatory class.

## Julia Laureau

Intern at the Fondation pour l'innovation politique, Master's student in political theory at the Doctoral School of Sciences Po, Member of the Young European association.

## Marc Lazar

University Professor of History and Political Sociology, Director of the Sciences Po History Center and President of the Luiss School of Government (Rome). Alongside other activities, he is coauthor with Ilvo Diamanti, of *Peuplecratie. La métamorphose de nos démocraties* (Gallimard, 2019) and contributed to the book *What next for democracy? An international survey by the Fondation pour l'innovation politique* (2017).

## Erwan Le Noan

Partner at Altermind, commentator for the newspapers *L'Opinion* and *Les Échos*, author of *La France des opportunités* (Les Belles Lettres, 2017). Member of the Scientific Council of the Fondation pour l'innovation politique. Coauthor of *Gouverner pour reformer : éléments de méthode* (Fondation pour l'innovation politique, 2016, available at [fondapol.org](http://fondapol.org)) and, with Dominique Reynié, of *Pour une complémentaire éducation : l'école des classes moyennes* (Fondation pour l'innovation politique, 2014, available at [fondapol.org](http://fondapol.org)).

## Johan Martinsson

Associate Professor in the Department of Political Science and Research Director of Opinion Media Institute at the University of Gothenburg, Sweden. Author of the study "*Sweden Democrats*": an anti-immigration vote (Fondation pour l'innovation politique, 2018 available at [fondapol.org](http://fondapol.org)).

## Antoine Michon

Corps des Mines engineer, graduated from the École Polytechnique, of which he was major of promotion. Worked for a financial data platform, for a company specialized in urban mobility solutions, as well as for a provider of data management and analysis software. Coauthor, with Paul-Adrien Hyppolite, of the two-part study entitled *Big Tech Dominance (1. The new financial tycoons 2. A barrier to technological innovation?*, Fondation pour l'innovation politique, 2018, available at [fondapol.org](http://fondapol.org)).

## Patrick Moreau

Ph.D. researcher in history and Doctor of State in political science (FNSP), and CNRS researcher in the European Dynamics laboratory at the University of Strasbourg. Author of the study *Alternative für Deutschland: Établissement électoral* (Fondation pour l'innovation politique, 2018, available on [fondapol.org](http://fondapol.org)) and *L'Autre Allemagne. Le réveil de l'extrême droite* (Vendémiaire, 2017).

## Anne Muxel

Research Director at Cevipof (CNRS-Sciences Po), specialist in the phenomena of political and democratic reconfiguration, electoral participation and the relationship of youth to politics. She is the author, among others, of *Politiquement jeune* (Editions de l'Aube, 2018) and contributed to the book *What next democracy? An international survey by the Fondation pour l'innovation politique* (2017). Alongside Olivier Galland, she also edited the survey *La Tentation radicale. Enquête auprès des lycéens* (PUF, 2018).

## Thibault Muzergues

Director of the Europe Program at the International Republican Institute (IRI) and author of *La Quadrature des classes. Comment de nouvelles classes sociales bouleversent les systèmes de partis en Occident* (Le Bord de l'Eau, 2018), with an updated English version in progress. His work focuses on public opinion and European political parties.

## Julie Noyer

Project Manager at the Fondation pour l'innovation politique, Master's student in political science at the University of Quebec in Montreal (Canada).

## Eriko Oshima

Ph.D. researcher in political science, Associate Professor (Assistant Professor) at Kinjo Gakuin University (Nagoya, Japan). Her work has focused in particular on immigrant integration policy and the French colonial past. She also participated in the research group led by Yuji Nakano which was aimed at analyzing the reports of the High Council on Integration. From 2015 to 2016, she wrote a monthly column on European policies for the website of the European Union Institute in Japan at Waseda University (EUIJ Waseda). She published a book in Japan in 2018 on the *Pieds Noirs* and, more recently, an article on May 1968 and Maghreb immigrants.

## Maude Paillard-Coyette

Intern at the Fondation pour l'innovation politique, degree in political science from London Metropolitan University (United Kingdom).

## Pascal Perrineau

University Professor at Sciences Po. Coordinator of the books *Le Désenchantement démocratique* (Éditions de l'Aube, 2003), *Le Vote disruptif, Les élections présidentielle et législatives de 2017* (Presses de Sciences Po, 2017) and, with Luc Rouban, of *La Démocratie de l'entre-soi* (Presses de Sciences Po, 2017) and author of *Cette France de gauche qui vote FN* (Seuil, 2017). He contributed to the book *What next for democracy? An international survey by the Fondation pour l'innovation politique* (2017).

## Ožbej Peterle

Graduated with a Bachelor's degree in economics from the University of Ljubljana (Slovenia) and a master's degree in politics, security and integration at the School of Slavonic and East European Studies (University College London). Assistant Professor at the School of Advanced Social Studies, Nova Gorica (Slovenia).

## Paul Proski

Program Director of the International Republican Institute in Belgrade (Serbia). Board member of the Americans for Tax Reform Foundation (Washington), a center-right think tank.

## Bettina Rausch

President of the Austrian People's Party (ÖVP) Academy since March 2018. Former member of the Federal Council (2008-2013) and the National Parliament of Lower Austria (2013-2018). Coeditor and coauthor of *Offen für Neues* (Édition noir, 2018) and of *Österreichisches Jahrbuch für Politik 2018* (Böhlau Verlag, 2019).

## Dominique Reynié

University Professor at Sciences Po and Executive Director of the Fondation pour l'innovation politique. He has authored numerous publications, including: the *Triomphe de l'opinion publique. L'espace public français du xvi<sup>e</sup> au xx<sup>e</sup> siècle* (Odile Jacob, 1998), *Vertige social nationaliste. La gauche du Non* (La Table ronde, 2005) and *Nouveaux Populismes* (Pluriel, 2013). He also edited the book *What next for democracy? An international survey by the Fondation pour l'innovation politique* (2017).

## Nicolas Rigaudière

Intern at the Fondation pour l'innovation politique, 2nd year bachelor's degree student majoring in politics and government at Sciences Po, Paris.

## Jacques Rupnik

Research Director at Sciences Po (Ceri), Professor at the Collège d'Europe in Bruges and former Advisor to President Václav Havel. He edited the books *1989 as a Political World Event. Democracy, Europe and the New International System in the Age of Globalization* (Routledge, 2014), *Géopolitique de la démocratisation. L'Europe et ses voisinages* (Presses de Sciences Po, 2014) and *Europe at the Crossroads. Democracy, Neighborhoods, Migrations* (Vaclav Havel Library, 2018). He also contributed to the book *What next for democracy? An international survey by the Fondation pour l'innovation politique* (2017).



## Graham Scott

Europe Program Associate at the International Republican Institute (IRI), focused on North Macedonia. Graduated with a Bachelor of Science in political science from Shepherd University and a master's degree in political science from George Mason University.

## Anne-Sophie Sebban-Bécache

Director of the American Jewish Committee in Paris since December 2018, Doctor in geopolitics at the Institut français de géopolitique (Paris VIII University), specialist on Israel and the Horn of Africa. She contributed to the book *Gaz naturel, la nouvelle donne ?* (Presses Universitaires de France, 2016).

## Neritan Sejamini

Strategy Consultant, Policy Analyst and Publisher based in Tirana (Albania), Policy Specialist on the United States and the Western Balkans region.

## Corentin Sellin

Associate Professor in CPGE Lycée Carnot (Dijon), specialist on the United States. He coauthored, with Annick Foucrier and Nicolas Vaicbourdt, the book *The United States and the world, from the Monroe doctrine to the creation of the UN (1823-1945)* (Atlantic, 2018) and contributed to the book *What next for democracy? An international survey by the Fondation pour l'innovation politique* (2017).

## Joshua Solomon

Program Officer at the International Republican Institute (IRI) for the Eurasia Program on the former Soviet countries. Worked at the National Endowment for Democracy on Ukraine, Moldova and Belarus. Master's student in international affairs at George Washington University (U.S.).

## Alex Tarascio

Program Manager at the International Republican Institute (IRI) and Bachelor of Political Science from the University of Oregon. His work focuses on regional support for political parties and measures against misinformation in Europe and Eurasia.

## Christophe de Voogd

Ph.D. researcher in history, specialist on the Netherlands, Associate Professor at Sciences Po, President of the Scientific and Evaluation Council of the Fondation pour l'innovation politique. He is the author of the study *Réformer : quel discours pour convaincre ?* (Fondation pour l'innovation politique, 2017, available at [fondapol.org](http://fondapol.org)) and contributed to the book *What next for democracy? An international survey by the Fondation pour l'innovation politique* (2017).

## Mathieu Zagrodzki

Ph.D. researcher in Political Science at Sciences Po and Associate Researcher at the Center for Sociological Research on Criminal Law and Institutions (Cesdip), specializing in police and public security issues. He teaches at the University of Versailles-Saint-Quentin-en-Yvelines. He is the coauthor, with Romain Maneveau and Arthur Persais, of the study *Commerce illicite de cigarettes : les cas de Barbès-La Chapelle, Saint-Denis and Aubervilliers-Quatre-Chemins* (Fondation pour l'innovation politique, 2018, available at [fondapol.org](http://fondapol.org)) and he contributed to the book *What next for democracy? An international survey by the Fondation pour l'innovation politique* (2017).

# FOREWORD: DEMOCRACIES UNDER PRESSURE

The idea of democracy has revolutionized the world. It is based on a political order whose main feature is making the exercise of power subject to the consent of the governed. Since its ancient and glorious Athenian roots, the idea has spread across land and sea. The English *Bill of Rights* in 1689, the United States Constitution in 1787, and the French Declaration of the *Rights of Man and of the Citizen* in 1789 marked the arrival of political freedom in the world with distinction. It spread across Europe in the 19<sup>th</sup> century, powering nations with the emancipating force of the peoples' right to self-determination. During the 20<sup>th</sup> century it triumphed over modern tyrannies, repelling fascist regimes, the Nazis and their allies, then defeating communism after a Cold War that ended with the collapse of the USSR, defeated economically, technologically, politically and morally.

During this same period, the world also embarked on a new phase of democratization. In 1970s Europe, the Greeks, Portuguese and Spaniards overthrew their military dictatorships. In Latin America in the 1980s, Chile, Argentina, Uruguay and Brazil went through the same experience. Then, on the Old Continent during the 1990s, it was Central and Eastern Europe's turn. In 1992, a symbolic milestone was reached: more than half of the world's States were democracies. The world was becoming democratic. The wave lasted until the beginning of the 21<sup>st</sup> century, with the number of democratic states doubling between the late 1970s and the early 2000s.

However, as we enter the 21st century, the horizon looks darker. In the 2019 edition of its annual report *Freedom in the World*, the NGO Freedom House expressed concern over "global declines in political rights and civil liberties for an alarming 13 consecutive years, from 2005 to 2018. The global average score has declined each year, and countries with net score declines have consistently outnumbered those with net improvements<sup>1</sup>". Today it is no longer simply a question of strengthening the democratic process where it is still fragile, in Liberia, Uganda or Tunisia, but also of helping regain democratic momentum where countries have slid back, in South Africa, Tanzania and Zambia and encouraging progress where it can be seen, in Ethiopia, Angola, Armenia, Malaysia or Ecuador. It is now a question of protecting, or even defending, established democracies. This is the case for the countries that emerged from the post-Soviet democratic transition that seem to be tempted down a backwards path, an authoritarian transition feared throughout Europe, advocating for a paradoxical model at once democratic and "illiberal". The wave of populist elections is weakening the European Union. Here we do not see the traditional political, economic and social factors that have always threatened the solidity of the democratic world, such as growth, employment and the educational system. These are challenges that must be faced time and time again. Rather, under the emerging concerns, the media has been disrupted by social media, where the best and the worst of humanity exist side by side. How can we keep the democratic discussion alive if the truth is to lose its mediating power, if opinions and debates are constantly oversimplified and radicalized, if the legitimacy of journalism is no longer recognized? From now on, not just election campaigns but also electoral processes themselves are likely to be seriously disrupted by new forms of public debate. The heart of democracy is under threat.

1. Freedom House, Democracy in Retreat. Freedom in the World 2019, p. 4 (<https://freedomhouse.org/report/freedom-world/freedom-world-2019>).

This moment of doubt is also the product of the forces unleashed by globalization. A paradoxical triumph of the West, globalization destabilizes democracies while offering unprecedented opportunities for development and expansion to new powers. Among these is China, which is no longer hiding its ambition to dominate the 21<sup>st</sup> century. It is increasingly powerful both economically and technologically. In the strategic field of artificial intelligence and biotechnology, it is fighting for the leading position. But China achieves these stunning successes without renouncing its authoritarian system, or even the hegemony of the Chinese Communist Party, by building a state model that could be described as “high-tech totalitarianism,” ready to export its concepts, methods, and tools.

For the first time since its creation, democracy is no longer certain of inspiring the world. It is in this new and troubled context that we wanted to bring together our two institutions: on the one hand, the Fondation pour l’innovation politique, a French think tank committed to defending the values of freedom and progress and the ideals of the European Union; on the other, the International Republican Institute, an American organization that promotes democracy worldwide. Our two organizations were pleased to welcome the Brazilian think tank República do Amanhã into this partnership in order to carry out this international study, conducted in forty-two democracies, presented here under the title *Democracies Under Pressure*.

The document is comprised of two volumes: the first is devoted to themes and issues, such as trust in institutions, support for the model of representative democracy, support for abortion or the death penalty, the decline of democratic values among younger generations, etc.; the second volume is dedicated to the forty-two countries of the survey, offering a fact sheet for each that summarizes the state of national public opinion. We also present the reader with an “Index of Democratic Culture”.

It is important to specify that all survey data are made available to the public in the thirty-three languages the survey was administered in as open data on the respective websites of the three institutions. Lastly, we would like to express our sincere gratitude to the organizations’ teams, the authors and all those who enabled this project to be carried out through their competence and their dedication.

Through this project we hope to contribute to a better understanding of public opinion in different countries, particularly regarding their respective democratic systems but also in terms of democracy in general. We also hope to encourage discussions and joint projects between civil societies in the democratic world, especially on both sides of the Atlantic.

**Dominique REYNIÉ,**  
Executive Director of the Fondation pour l’innovation politique,  
University Professor at Sciences Po, Paris

**Daniel TWINING,**  
President of the International Republican Institute

# SURVEY METHODOLOGY

## A GLOBAL SURVEY ON THE STATE OF DEMOCRACY BY THE FONDATION POUR L'INNOVATION POLITIQUE AND THE INTERNATIONAL REPUBLICAN INSTITUTE

The Fondation pour l'innovation politique is a French think tank that upholds the values of freedom, progress and European ideals. The International Republican Institute is an American organization that promotes democracy around the world. The two organizations, in partnership with the Brazilian think tank República do Amanhã, joined forces to create an extensive international survey conducted across 42 countries, the results of which are published hereafter under the title: *Democracies Under Pressure*. All the results are available to the public in the thirty-three languages\* the survey was administered in as open data on the respective websites of the three institutions\*\*.

This project is based on a questionnaire written in French and in English by the teams of the partnered organizations. It was administered by Ipsos across national samples selected from each of the 42 surveyed countries. The scale of the survey made it possible to integrate the twenty-seven Member States of the European Union, to make comparisons between these and the European countries that are not members of the European Union (Norway, Switzerland, Ukraine), those that seek to join it (Albania, Bosnia and Herzegovina, North Macedonia, Serbia) or even, in contrast, with the United Kingdom, which seems to have decided to leave it, although the situation in this latter country remains very unclear at the time of writing (April 25th 2019).

The goal of conducting a global survey on the state of democracy has led us to expand the group of surveyed countries by including Australia, Brazil, Canada, the United States, Israel, Japan and New Zealand in the scope of observation.

## 42 COUNTRIES, 33 LANGUAGES, 36,395 INTERVIEWEES

In total, 36,395 people were surveyed. The study was conducted on the basis of representative national samples drawn from the population aged 18 years and older. Quotas for gender, age, profession, region and size of community were used to ensure the representativeness of the samples. The samples take into account the demographic weighting of each country: the size of the samples was 1,000 people in countries with more than 8 million inhabitants, 600 people for those with 5 to 8 million inhabitants and 500 people for countries with less than 5 million inhabitants. For some countries (Albania, Bulgaria, Croatia, Estonia, Latvia, Lithuania, North Macedonia, Serbia, Slovakia and Slovenia), the sample size was increased to 800 people despite a population of less than 8 million in order to solidify the analysis of the results.

The survey, which included 35 questions published at the end of volume II, "The Countries" (pp. 107 - 114), was administered in each of the national languages, amounting to 33 languages across the 42 countries. In order to minimize the effect of situational factors, the data was collected over a five-week period (between September 6th and October 11th 2018). The interviews were conducted via a self-administered online questionnaire, with the exception of five countries where face-to-face interviews were preferred: Albania, Bosnia and Herzegovina, Cyprus, Malta and North Macedonia.

\* Albanian (Albania and North Macedonia), Bosnian, Bulgarian, Croatian, Czech, Danish, Dutch, English, Estonian, Finnish, French, German, Greek (Greece and Cyprus), Hebrew, Hungarian, Italian, Japanese, Latvian, Lithuanian, Luxembourgish, Macedonian, Maltese, Norwegian, Polish, Portuguese (Brazil and Portugal), Romanian, Russian (Estonia and Latvia), Serbian, Slovak, Slovenian, Spanish, Swedish, and Ukrainian.

\*\* [fondapol.org](http://fondapol.org), [iri.org](http://iri.org) and [republicadoamanha.org](http://republicadoamanha.org).

## A 35-QUESTION SURVEY

For most of the questions, we asked respondents to answer by choosing a level on a four-point scale, of the "yes, absolutely"/"yes, somewhat" and "not really"/"not at all" type, to assess, for example, levels of satisfaction, trust or optimism. In this document, for the sake of convenience and legibility, we usually present and comment on the results by adding up, on the one hand, the "yes, absolutely"/"yes, somewhat" answers and, on the other hand, the "not really"/"not at all" answers.

In some cases, respondents were asked to choose between two options. Thus, for example, to the question "which of the following two statements is closest to your opinion", the options offered to the respondent were "globalization is an opportunity" or "globalization is a threat". Some of the questions had three possible answers. For example, when asked about the benefits to their country of NATO membership, respondents could answer that the latter is "a good thing", "a bad thing", or "neither a good thing nor a bad thing".

For each question, respondents received a notification if they did not respond to a certain question with the following message: "Please try to answer the question. However, if you have no opinion on this question, you may move on to the next one by clicking on the "next question" button (between 0 and 2% non-responses for both online and face-to-face answers).

Lastly, the results are presented either by country or by sub-category, such as "European Union" (EU). For a given question, the EU average corresponds to the result across the Member States of the European Union, i.e. twenty-seven countries, with values weighted according to their respective demographic weights. The decision was made not to include the United Kingdom in the "EU" calculations as the British have expressed a desire to leave the European Union.

The overall results are presented in the "GLOBAL" category. For a given question, the "GLOBAL" average therefore corresponds to the result across the 42 surveyed democracies, the value of each country having been weighted taking into account their demographic weight within the overall sample.

The reader will see that we have often grouped categories together to make the data clearer and easier to present. This never alters the value of these data, the details of which cannot be presented in full in such a volume, and which are freely accessible in full on the websites of the three institutions\*\*\*.

A survey by

the **Fondation pour l'innovation politique** and the **International Republican Institute**



with the participation of **República do Amanhã**



\*\*\* The opinions of the various authors who contributed to this international survey do not necessarily reflect those of the International Republican Institute.

# FRAGILE DEMOCRACIES





• <b>The ambiguities of commitment to democracy   Dominique Reynié</b> .....	22
• <b>The transparency of the electoral process called into question   Madeleine Hamel</b> .....	30
• <b>Disinterest in politics erodes democratic ideals   Aminata Kone</b> .....	34
• <b>Is the legitimacy of universal suffrage uncontested?   Dominique Reynié</b> .....	36
• <b>The ghosts of authoritarianism   Dominique Reynié</b> .....	39
• <b>Men and women hold different perspectives on democracy   Samuel Johannes</b> .....	41
• <b>Generational renewal: democratic deconsolidation or restructuring?   Anne Muxel</b> .....	43

# THE AMBIGUITIES OF COMMITMENT TO DEMOCRACY

DOMINIQUE REYNIÉ

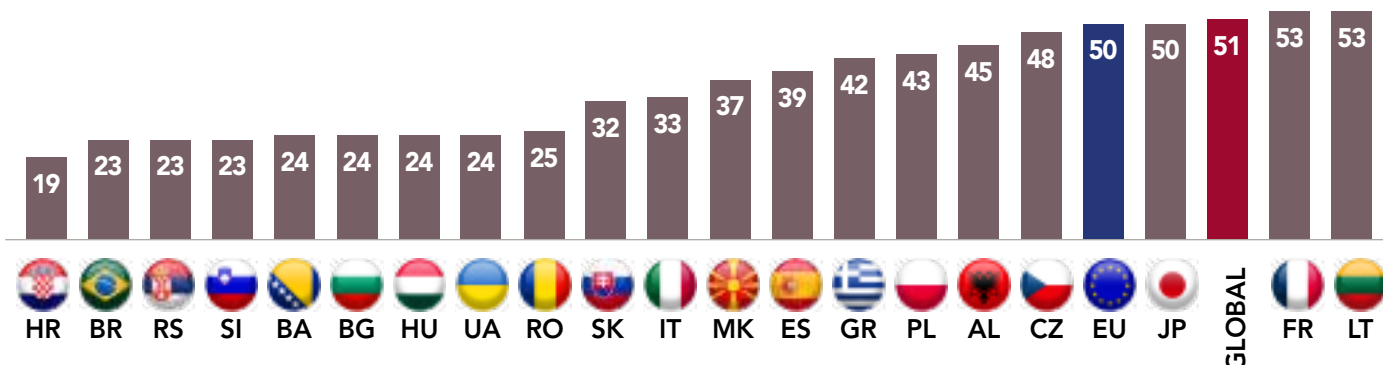
Overall, about half of respondents (49%) believe that democracy works poorly in their country. In some countries, this assessment is even more severe. More than three-quarters of Brazilians (77%) have a negative opinion of the functioning of their democracy. This must be put in the very specific context of Brazil, where the survey took place just a few weeks before a historic election. Much differently, in the United States, two years after Donald Trump's election, two-thirds of citizens believe that democracy works well in their country (66%).

In terms of opinion, Europe presents a very mixed picture. There are several European worlds. Outside the European Union, democracy fares better if we look at Switzerland, where 88% of respondents say that democracy works well, much like in Norway (86%). Across the European Union, satisfaction is declining sharply: only 50% of respondents believe that democracy works well in their country. In a weakened democratic world, a crisis exists which is specific not to Europe, but to the European Union. One explanation lies in the state of opinion in the former communist bloc countries<sup>1</sup>. On average, in these eleven countries, two-thirds of respondents (64%) feel that their democracy is not working well. But they are not the only ones with this negative opinion. The feeling that democracy is not working well also dominates in Italy (67%), Spain (61%) and Greece (58%). It is close to the majority in France (47%). On Europe's doorstep, this criticism is also widespread: in Albania (55%), North Macedonia (63%), and even more so, in Bosnia and Herzegovina (76%) or Serbia (77%), as well as Ukraine (76%).

At the level of the forty-two countries studied, men (53%) more frequently believe that democracy is working well than do women (48%), but dissatisfaction is particularly prevalent in the more vulnerable categories, the small self-employed business owners (59%), the service staff and store clerks (57%), those who do not work (56%)<sup>2</sup>, the skilled employees (52%) and the skilled workers (51%). This economic and social division can be found in the link between respondents' judgement of the functioning of democracy and their relationship to globalization: more people who view globalization as a threat (55%) believe that democracy is working poorly than do those who view globalization as an opportunity (47%). This negative assessment of the functioning of democracy is even more pronounced (60%) in those in the intermediate age group (between 35 and 59 years) for whom globalization is a threat. It should be noted that among students, the idea that democracy is working poorly is clearly the majority position (58%).

## Would you say that democracy in your country works very well, well, poorly or very poorly?

Total responses: "very well" and "well"



© Fondation pour l'innovation politique/International Republican Institute – 2019

1. The following countries fall into this category: Bulgaria, Croatia, Czech Republic, Estonia, Hungary, Latvia, Lithuania, Poland, Romania, Slovakia and Slovenia.

2. This category includes the unemployed, students, and also homemakers.



However, judging that democracy works badly in one's country is not necessarily an expression of a rejection of democracy. On the contrary, it may even be the manifestation of a critical judgement combining support for the principle with the acknowledgement of practices that do not fulfil it, or even betray it. For example, most (83%) of those who responded that they do not feel free to express themselves also say that democracy is working poorly in their country. This is why we also invited people to choose between two statements that help better understand their attachment to democracy, offering distinct options: on the one hand, the idea that democracy is the best system and that there is no other possibility; on the other, that other systems might be just as good. The option "there is no substitute for the democratic system, it is the best possible system" was chosen by two-thirds of respondents (67%), with the remaining third choosing the option "other political systems might be just as good as the democratic system" (33%). The overall assessment of the democratic system therefore remains favorable. Furthermore, among those who say that there is no better system than democracy, a significant proportion (41%) simultaneously indicate that democracy is not working well in their country, pointing out that, in some cases, respondents are condemning the unsatisfactory manner in which democracy is functioning rather than challenging the system's fundamental value. But, again, it is not easy to determine the meaning of the skeptical or dissident third who believe that such equally good political systems may exist.

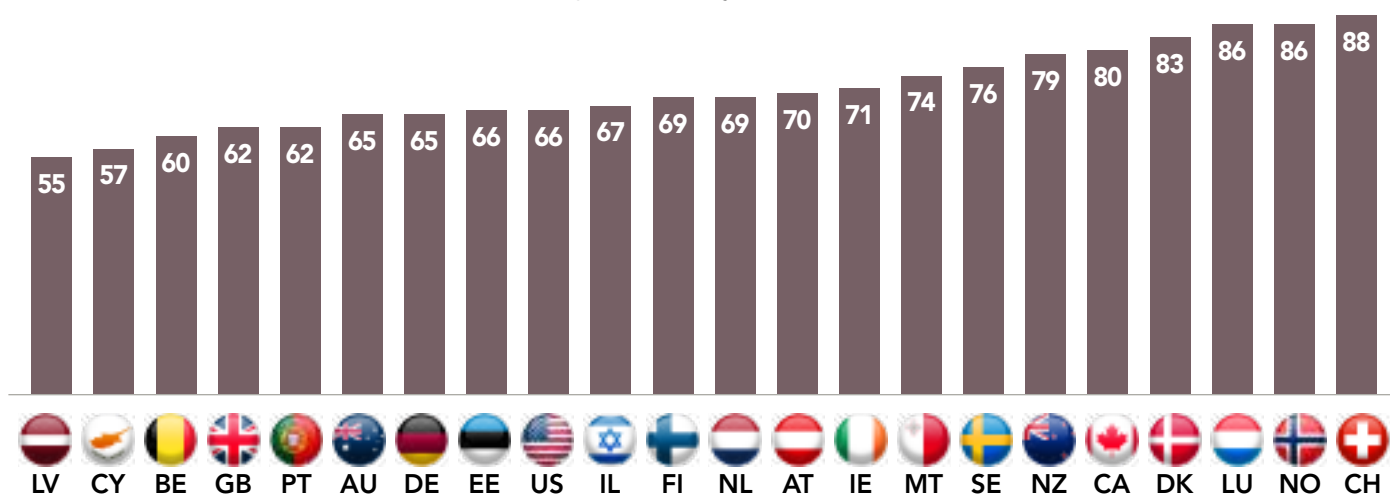
In European Union countries, the idea that "there is no substitute for the democratic system, it is the best possible system" unites the same proportion of respondents (68%) as at the global level (67%). However, if we look at all the countries of the former Soviet bloc, the idea that "other political systems might be just as good as democracy" unites 40% of respondents. In the Balkans, public opinion in EU candidate countries engaged in democratic transition also supports the idea that other systems might be just as good as democracy, for instance among the Macedonians (45%), Bosnians (50%) and Serbs (54%). Only the Albanians match the overall level, with a large majority (63%) saying that the democratic system "is the best possible system".

Though dominant in Central and Eastern Europe, this distance from democracy is not the exclusive preserve of the former communist countries. In the West, the Belgians are equally supportive (40%) of the option stating that "other political systems might be just as good as democracy", as are the French (39%).

Socio-demographically, women are more likely (36%) than men (29%) to believe that an undemocratic regime might be "as good" as democracy. The effect of age is also very clear. The younger the respondents, the fewer of them think that democracy is an irreplaceable regime: 76% among those aged 60 and over, 68% among those aged 50-59, 64% among those aged 35-49 and 62% among those under 35.

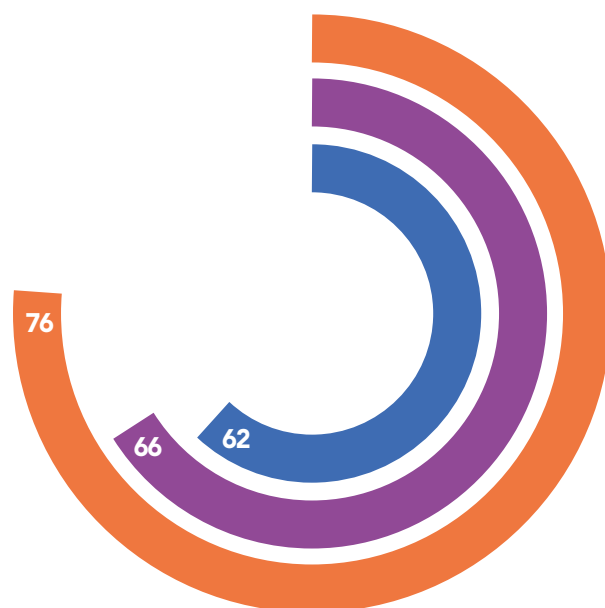
### Would you say that democracy in your country works very well, well, poorly or very poorly? (continued)

Total responses: "very well" and "well"



© Fondation pour l'innovation politique/International Republican Institute – 2019

## There is no substitute for the democratic system, it is the best possible system



■ Under 35 y.o. ■ 35-59 y.o. ■ 60 y.o. and over

© Fondation pour l'innovation politique/International Republican Institute – 2019

The effect of social standing is hardly surprising, but its consequence should be highlighted: the idea that there is no political system as good as the democratic system convinces senior executives (79%), intellectual and scientific professionals (73%) and the intermediate occupations (70%) much more than skilled employees (63%), skilled workers (61%) or the working-class world of service and retail workers, low-skilled blue-collar workers, maintenance workers and agricultural workers (59%). In a way, the democratic system seems to be more strongly supported by the social elite than by the working classes. This may be a kind of political and sociological truism, but it can become a particularly thorny political problem.

## REPRESENTATIVE DEMOCRACY COMPETES WITH DIRECT DEMOCRACY

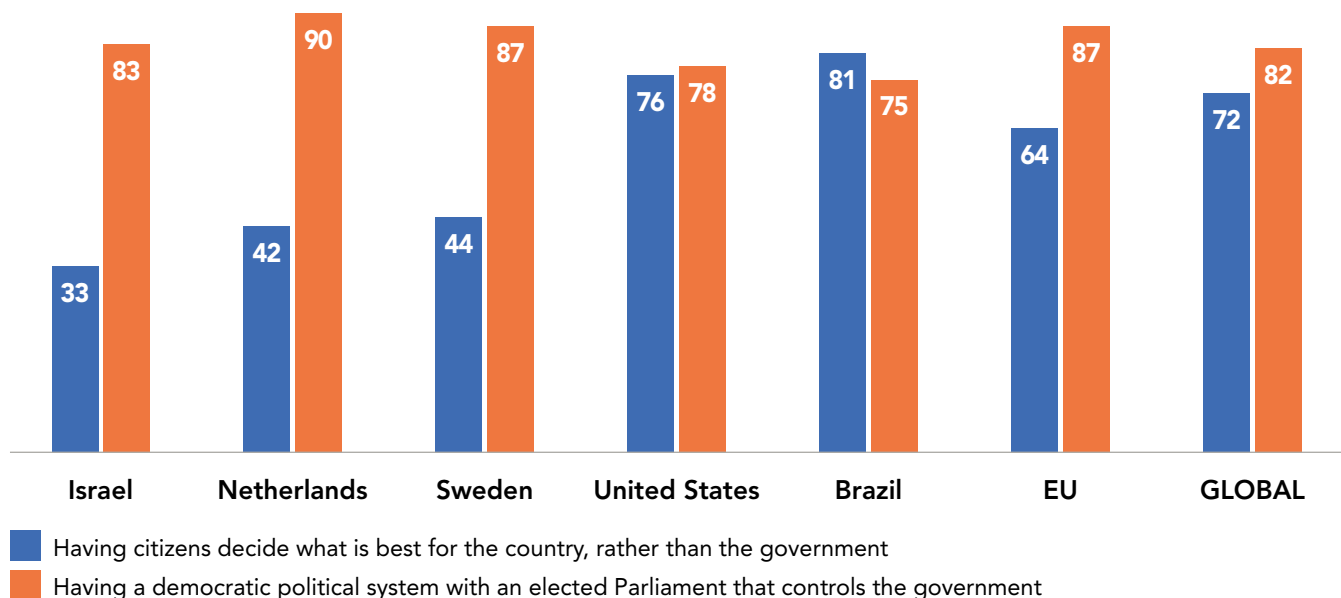
As it is commonly understood, representative democracy describes a system in which citizens elect representatives who govern for them for a set period of time, a so-called mandate, at the end of which they can only continue to act on condition that they obtain the approval of the people again by means of general elections. But democracy is by nature an inexhaustible theoretical and controversial subject, since it is based on the principle of the universal right to express one's opinion. It can also be defined by the idea of involving citizens in public decision-making more often, by combining elections and referenda, or even imagining a "direct democracy", amounting to collectively deciding on all subjects without needing representatives to facilitate doing so.

Six different systems<sup>3</sup> were presented in our survey, inviting respondents to state, for each, whether it seemed like a good or a bad way of governing. Among these six options, the model of representative democracy ("having a democratic political system with an elected Parliament that controls the government") has the broadest support (82%), followed by the model of direct democracy, phrased as follows: "Having citizens decide what is best for the country, rather than the government." Three-quarters of respondents (72%) considered this form of democracy a good way of governing. Across all forty-two democracies, the gap between the options of direct and indirect democracy is just 10 points.

3. "Being led by a strongman who does not have to worry about Parliament or elections", "Having experts decide what is best for the country, rather than the government", "Having the armed forces govern the country", "Having a democratic political system with an elected Parliament that controls the government", "Having citizens decide what is best for the country, rather than the government", "Granting the right to vote only to citizens with a sufficient level of knowledge".

## For each one, indicate whether this way of governing a country is/would be very good, good, bad, or very bad

Total responses: "very good" and "good"



© Fondation pour l'innovation politique/International Republican Institute – 2019

Europeans express a slightly higher level of support for representative democracy (87%), while direct democracy receives less support (64%), although this remains at a high level. This result, which is favorable to representative democracy, is all the more significant because it is also found in the countries of the former communist bloc. Indeed, in the East, public opinion supports the representative interpretation of democracy (86%) to the same extent. On the other hand, with regard to the level of support for direct democracy, there is a significant gap (14 points) between the sixteen countries that previously formed Western Europe (61%) and the eleven countries that previously formed the Eastern bloc (75%). Furthermore, the Swiss, who are not members of the European Union, form a sort of third Europe: even though they are renowned for their numerous referenda, they still largely (87%) approve of representative democracy. They are even less enthusiastic about direct democracy (67%) than the overall average (72%).

## THE PARLIAMENTARY INSTITUTION IS NOT TRUSTED BY CITIZENS

The widely approved model of representative democracy, organized around an elected Parliament that controls the government, is, however, in competition with support for the model of direct democracy, where it is the citizens and not a government that makes decisions. Perhaps we can begin to find an explanation for the ambivalence of opinion toward representative democracy in observing judgements not of the democratic principle, but of the representative institutions. Ambiguity can be interpreted as a sign of a weakness if one considers, despite support for the principle of representative democracy, the collapse of confidence in the institutions that organize it, whether this be Parliament or the elected representatives in general.

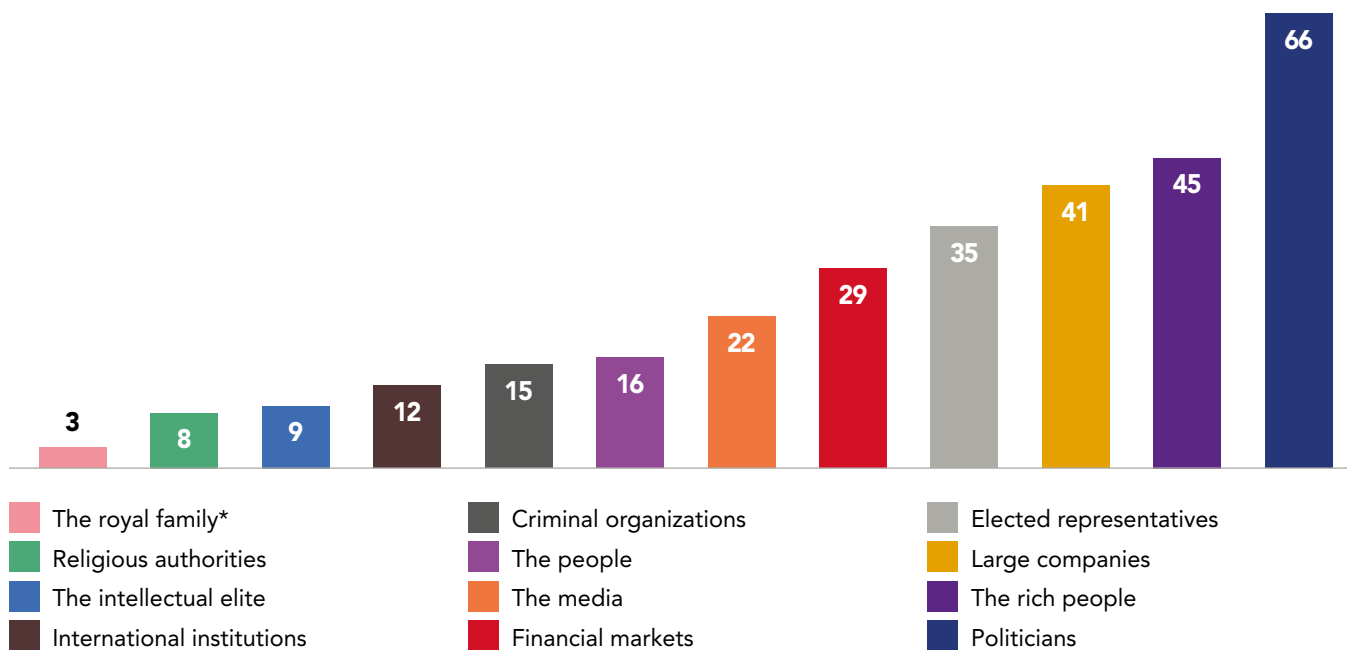
Overall, the parliamentary institution evokes the mistrust of a clear majority of respondents (59%). Trust is the majority opinion in only seventeen of the forty-two democracies. Most of these are small, rich European countries: Austria (51%), Cyprus (51%), the United Kingdom (51%), Estonia (53%), Germany (54%), Israel (58%), Ireland (61%), the Netherlands (63%), the United States (63%), Denmark (64%), Sweden (65%), Malta (66%), Canada (66%), New Zealand (70%), Switzerland (70%), Norway (73%) and Luxembourg (76%). Across the European Union, mistrust of national Parliaments reaches 60%. As for the European Parliament, although it also generates mistrust among the majority, the level is significantly lower (51%). In the countries of former communist Europe, the average lack of trust in national Parliaments is record-breaking (78%), while the European Parliament elicits more trust (50%) than suspicion (45%).

This is a further sign in favor of the hypothesis that representative democracy is less contested in principle than it is challenged due to dissatisfaction with the institutions responsible for enacting it.

## ACCORDING TO THE PUBLIC, ELECTED REPRESENTATIVES DO NOT HOLD POWER

When we asked the question “who holds the most power in your country?” and offered a list comprising twelve entities<sup>4</sup>, then considered the entities cited “first” as having power, elected representatives were chosen by just 12% of respondents and come in third place, after politicians (30%), constituting, in public opinion, as we see here, a group seen as distinct from elected representatives. These are followed by the rich people (18%), the large companies (11%), financial markets (7%), ahead of the people (6%) and the media (5%). Considering the total selections at any ranking (first, second or third)<sup>5</sup>, a third (35%) of respondents cited elected representatives, placing them fourth behind politicians (66%), the rich people (45%), large companies (41%) and ahead of financial markets (29%) and the media (22%). In total, less than one-fifth of respondents cite the people (16%) among the entities deemed to have power, around the same level as criminal organizations (15%).

### Which of the following categories holds the most power in your country?



\* Option proposed in parliamentary monarchies only.

© Fondation pour l'innovation politique/International Republican Institute – 2019

On average, opinion in European Union democracies varies little when it comes to these results. On the other hand, country by country, there are major divergences within the 42 democracies in the survey.

Taking into account the total number of mentions, elected representatives, cited as holding power by an average of 35% of respondents, are most frequently selected by the Norwegians (61%), Luxembourgers (54%), Swedes (51%), Estonians and Swiss (50%); least frequently by the Albanians (14%), who nonetheless declare their attachment to representative democracy, Cypriots (16%), Italians and Macedonians (17%), and Greeks and Ukrainians (20%). Politicians, cited on average by 66% of respondents, are most commonly chosen by the Albanians (89%), Japanese (85%), Macedonians (84%), Hungarians (83%), Bosnians (82%), Estonians and Maltese (81%), Serbs (80%), Swedes (79%), Poles (78%), Croatians and Norwegians (77%), Bulgarians and Romanians (76%), Czechs (75%), Cypriots and Latvians (73%). The rich people, selected by an average of 45% of respondents, are most often cited by Ukrainians (87%), Bulgarians (71%), Albanians and Hungarians (62%), Slovaks (60%), Lithuanians (58%), Slovenians (57%), Serbs (56%), Croatians and Macedonians (54%), Romanians (53%), Czechs (52%), and Americans (51%).

4. The intellectual elite, the media, financial markets, large companies, elected representatives, politicians, religious authorities, the people, criminal organizations (mafia), international institutions, the rich people and the royal family (option proposed in parliamentary monarchies only).

5. When asked about who holds the most power among the twelve proposed entities, respondents were instructed to answer with three options: “first”, then “second” and “third”. The total of the mentions, for a designated entity, is therefore the sum of all mentions in the positions: “first”, “second” or “third”.

Rarely cited (35% in total, i.e. in first, second or third place), elected representatives are even less likely to be selected by younger respondents: 41% among those aged 60 and over, 37% among those aged 50-59, 32% among those aged 35-49 and 30% among those aged 18-34. The same applies to the financial markets (29% mentions in total): 35% among those aged 60 and over, 30% among those aged 50-59, 28% among those aged 35-49 and 22% among those aged 18-34. Conversely, the media (22% for the total number of mentions), are more likely to be cited as holding power by younger respondents: 19% among those aged 60 and over, 17% among those aged 50-59, 22% among those aged 35-49 and 27% among those aged 18-34.

## THE USEFULNESS OF VOTING IS CALLED INTO QUESTION BY A THIRD OF RESPONDENTS

Attachment to democracy in general, and to representative democracy in particular, is confirmed when one asks about the usefulness of voting. The survey invited people to choose between two options: "voting is worthwhile because elections can make a difference" or "voting is pointless because politicians do not care about the will of the people". More than two-thirds of respondents chose the first option (70%). If we look at opinion across the European Union itself, there is more skepticism about the usefulness of the vote, as 66% of respondents chose the first option and 34% chose the second. In the formerly communist democracies of the European Union, the level of skepticism about the usefulness of voting is similar (35%). However, it is close to the majority among Albanians and Macedonians (46%), as well as Ukrainians (48%), and reaches a majority among Serbs (54%), Bulgarians (56%), Slovenians (58%) and Croatians (64%). As we can see, this small group of countries whose citizens believe that voting serves no purpose belongs to the former Soviet world. The exit from communism and the commitment to a process of democratic transition for some, extended in certain nations by entry into the European Union, was not enough to convince people of the usefulness of voting. Apart from these cases, it should be noted that the majority of Cypriots (51%) and Belgians (56%) also responded that voting is pointless. Overall, the majority of national opinion is convinced that voting is pointless in 6 of the 42 democracies involved in our survey.

This skepticism about the usefulness of voting becomes somewhat more evident when one considers opinions on globalization. Those who believe that globalization is an opportunity are less likely (26%) to state that voting is useless than those who see globalization as a threat (37%). In other words, here again, the idea that voting serves no purpose is not necessarily, and certainly not entirely, an expression of invalidation of the electoral act. It may also be the acknowledgement of a weakening, or even challenge to the feasibility of running states democratically in a world grappling with powers beyond its control.

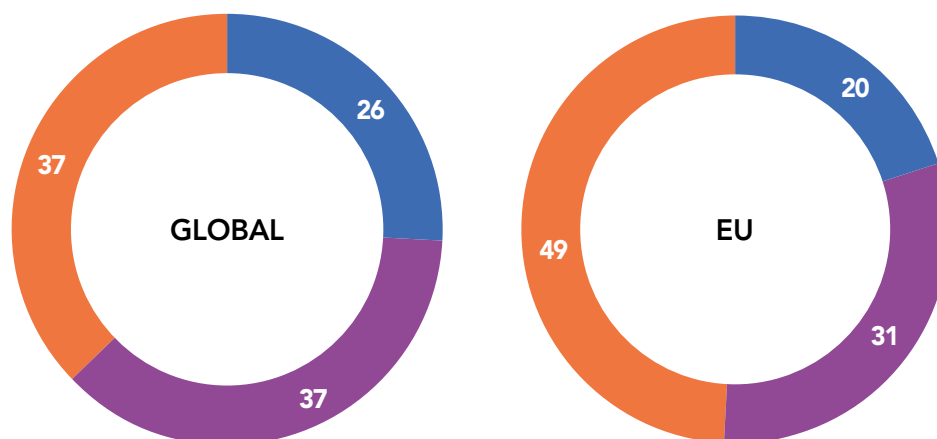
## NO DECLINE IN ATTACHMENT TO PUBLIC LIBERTIES

Citizens' skepticism about the usefulness or effectiveness of democratic political procedures and institutions does not affect their attachment to the major public freedoms. This is a critical point, since the opinion that "voting is pointless because politicians do not care about the will of the people" (30%) must be considered in light of the unanimous attachment to "the ability to vote for the candidate of your choosing", deemed "very important" or "important" by 97% of interviewees, along with "the ability to take part in the decision-making process" (96%). Once again, we see that the skepticism noted is not primarily about the value of the principles or intentions contained in the institutions of representative democracy, but rather about the possibility of making them effective in the world as it is, i.e. to be capable not only of expressing but of realizing collective preferences that have been ascertained through the existing mechanisms. The same massive attachment is noted with regard to "the ability to protest, march in the streets and dissent" (82%) and "having the right to say what you think" (98%). Lastly, and this is a key element, we note the same levels of support for the great public freedoms, between 86% and 98%, in the eleven democracies that emerged from the fall of communism and are now members of the European Union.

## DEMOCRATIC CONCERNS ABOUT THE FUTURE OF DEMOCRACY

Expectations about the future of democracy were assessed using the following question: “Would you say that the number of democratic countries in the world is expanding, remaining the same, declining?”

### Would you say the number of democratic countries in the world is...



■ Expanding ■ Remaining the same ■ Declining

© Fondation pour l'innovation politique/International Republican Institute – 2019

In the democratic world, countries where the majority of citizens believe that the number of democracies in the world is in decline are all European, and most are members of the European Union: Greece (61%), Germany (60%), Austria (57%), Slovenia and Serbia (55%), Belgium and Luxembourg (54%), Hungary and the Netherlands (53%), Italy and Switzerland (52%), France (51%). It should be noted that the view of the democratic system in decline is less widely held in the eleven ex-Soviet European Union Member States (42%) than in the sixteen European Union countries that made up the Western bloc, which are now mostly pessimistic about the future of democracy (52%).

### Would you say the number of democratic countries in the world is...

	18–34 y.o.	35–59 y.o.	50–59 y.o.	60 y.o. and over
Expanding	36	26	21	18
Remaining the same	36	40	38	35
Declining	28	34	41	47

© Fondation pour l'innovation politique/International Republican Institute – 2019

It should be noted that the younger the respondents, the more they feel that the number of democracies is expanding. The youngest (18-34 years) are even twice as likely (36%) as the oldest (18% for 60 years old and over) to believe that the democratic model is spreading. Previously reported variables, both in terms of age and professional standing, once again play a role. Overall, considering the respondents from the forty-two democracies studied, the idea that the number of democracies is in decline across the world is shared more by respondents who consider globalization a threat (44%) than an opportunity (33%). There is a link between pessimistic expectations about the future of respondents' countries and the idea that democracy is in decline. Likewise, we note a relationship with people's assessment of the functioning of democracy in their country.

		There is no substitute for the democratic system, it is the best possible system	Other political systems might be just as good as the democratic system	Voting is worthwhile because elections can make a difference	Voting is pointless because politicians do not care about the will of the people	I prefer more freedom even if it causes less order	I prefer more order even if it means less freedom
Sex	Men	71	29	72	28	44	56
	Women	64	36	69	31	42	58
Age	18–34 y.o.	62	38	70	30	48	52
	35–59 y.o.	66	34	67	33	42	58
	60 y.o. and over	76	24	74	26	37	62
Occupation	Senior executives	79	21	86	14	40	60
	Intellectual or scientific professionals	73	27	79	21	46	54
	Intermediate occupations	70	30	72	28	42	58
	Small-business owners	66	34	67	33	40	60
	Skilled employees	63	37	64	36	38	62
	Skilled workers	61	39	63	37	45	55
	Service staff or store clerks, low-skilled workers, factory workers, maintenance workers, farm workers	59	41	63	37	44	56
	Retirees	74	26	73	27	38	61
Place of residence	Cities of under 15,000 inhabitants	65	35	68	32	43	57
	Cities of 15,001 to 100,000 inhabitants	66	34	71	29	43	56
	Cities of 100,001 to 500,000 inhabitants	69	31	70	30	39	61
	Cities of more than 500,000 inhabitants	70	30	72	28	44	56
Duration of studies	Completed education before 21 y.o	65	35	65	35	39	61
	Completed education at 21 y.o or above	70	30	73	27	44	56
	Still a student	63	37	72	28	46	54
Political positioning	Interested in politics	72	28	79	21	45	55
	Not interested in politics	60	40	57	43	39	61
	Very much to the left	61	39	67	33	60	40
	Very much to the right	71	29	81	19	37	62
	Political left	70	30	74	26	55	45
	Political right	71	29	77	23	36	64
Perception of globalization	Globalization is an opportunity	70	30	74	26	44	56
	Globalization is a threat	61	39	63	37	40	60

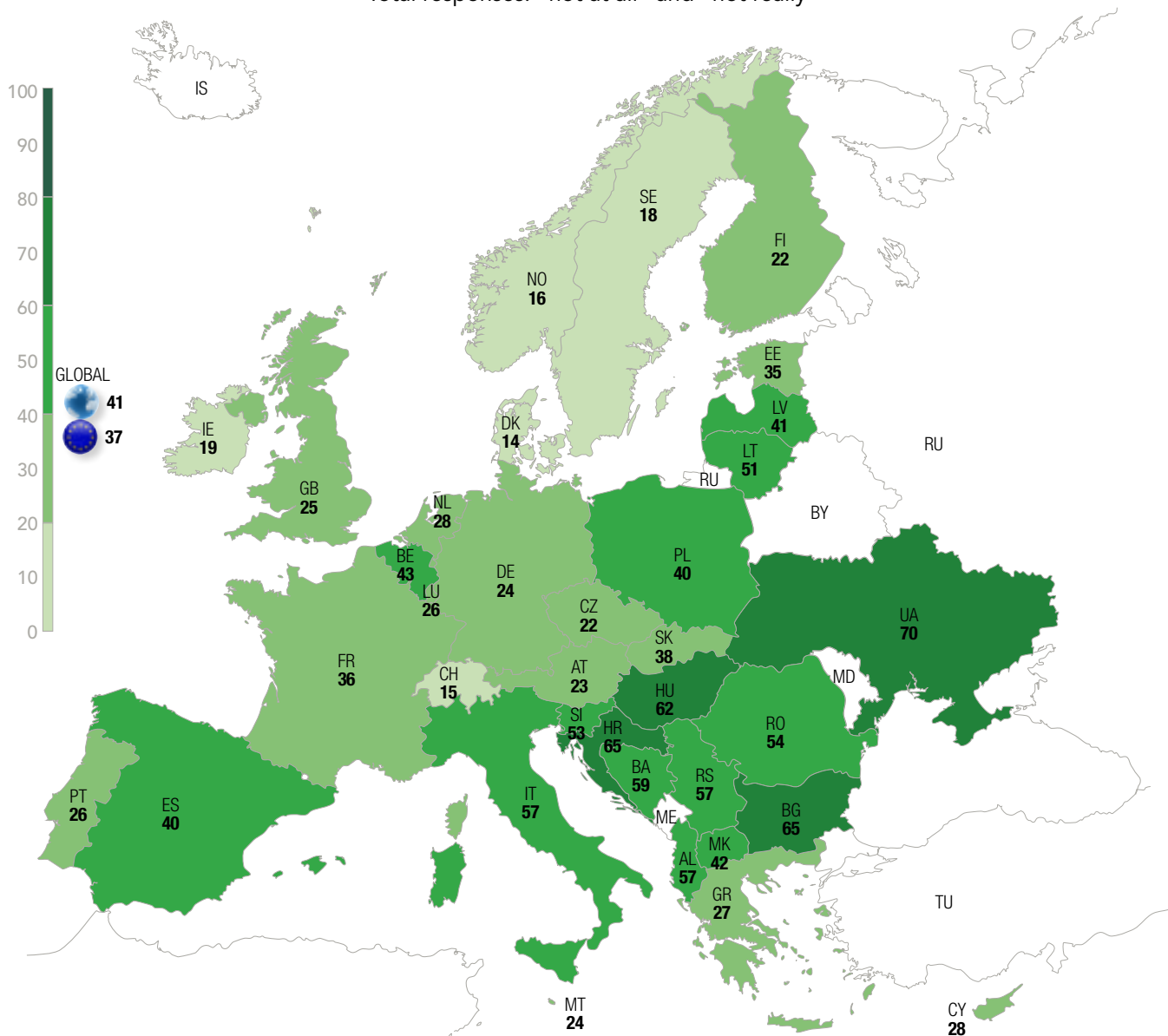
# THE TRANSPARENCY OF THE ELECTORAL PROCESS CALLED INTO QUESTION

MADELEINE HAMEL

Given the centrality of the electoral process to democratic politics, it is surprising to note in our survey that less than a fifth (16%) of the citizens surveyed deem the functioning of elections in their country “absolutely” transparent. Similarly, among the 42 democracies studied, four out of ten citizens (41%) consider their country’s electoral system “not at all” or “not really” transparent.

## Would you say that the electoral process is transparent in your country?

Total responses: “not at all” and “not really”



© Fondation pour l’innovation politique/International Republican Institute – 2019



## AN OPINION WHICH REVEALS NEW IMPEDIMENTS TO THE TRANSPARENCY OF ELECTORAL PROCESSES

The level of public satisfaction on this crucial point varies significantly depending on the geographical areas and the countries concerned. The group reporting the highest level of satisfaction is made up of the Commonwealth countries<sup>1</sup> covered by the study: on average, three quarters (75%) of the citizens surveyed feel that the functioning of elections in their country is “absolutely” or “somewhat” transparent. This is significantly higher than in the US (61%). The fact that nearly four out of ten Americans (39%) feel that their country’s electoral process is “not really” or “not at all” transparent reflects the scandals surrounding Russian interference in the 2016 presidential elections.

Among the responses from the inhabitants of the European Union candidate countries<sup>2</sup>, this proportion plummets by 19 points compared to the average of the European Union democracies (63%), to a minority position (44%), with one-fifth of the respondents (21%) believing that the electoral system in their country is “not at all” transparent. We can see here how joining the European Union can represent the possibility of finalizing a still-fragile democratic transition.

Denmark has the highest proportion of respondents who feel that their country’s electoral system is transparent (86%), followed by the Swiss (85%) and the Norwegians (83%). In contrast, Hungarians (38%), Croatians (35%), Bulgarians (35%) and Ukrainians (30%) are the most dissatisfied among the 42 democracies in our study. As for the British, they continue to affirm the transparency of their electoral system (75%), despite the complications brought about by the referendum on leaving the European Union. Similar figures can be found in Israel, where nearly three quarters of respondents (74%) consider their electoral process transparent. This sentiment is less widely shared by young Israelis, with more than a third of respondents aged under 35 (34%) believing that the electoral system is not transparent, compared to 22% of 35-59 year-olds and 21% of respondents aged 60 and over.

For our survey, Brazilians were interviewed on the eve of a presidential election that would bring the populist Jair Bolsonaro to power. The campaign was characterized by serious accusations from the left regarding Bolsonaro’s use of the WhatsApp messaging app to spread fake news and political propaganda messages. In our survey, the majority of respondents (54%) feel that the electoral system is not transparent. This relationship is reversed on the other side of the Pacific, with 46% of Japanese people finding their electoral system not transparent.

### Would you say that the electoral process is transparent in your country?



■ Total responses: “yes, absolutely” and “yes, somewhat”  
 ■ Total responses: “not at all” and “not really”

© Fondation pour l’innovation politique/International Republican Institute – 2019

1. The following countries fall into this category: Australia, Canada, Cyprus, Malta, New Zealand and the United Kingdom.

2. The following countries fall into this category: Albania, Bosnia and Herzegovina, North Macedonia and Serbia.

3. The following countries fall into this category: Austria, Belgium, Cyprus, Denmark, Finland, France, Germany, Greece, Ireland, Italy, Luxembourg, Malta, Netherlands, Portugal, Spain and Sweden.

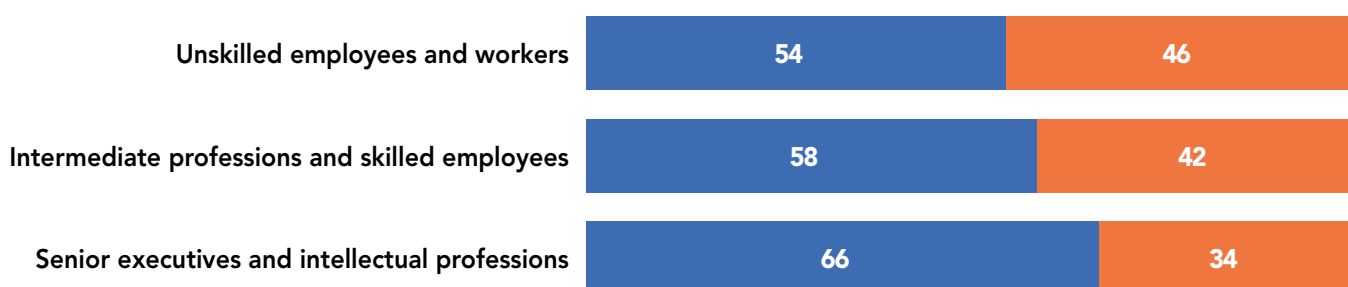
4. The following countries fall into this category: Bulgaria, Croatia, Czech Republic, Estonia, Hungary, Latvia, Lithuania, Poland, Romania, Slovakia and Slovenia.

## FAITH IN THE ELECTORAL PROCESS IS STRONGLY INFLUENCED BY THE PROFILE OF THE PEOPLE INTERVIEWED

Dissatisfaction with the functioning of the electoral system varies according to the profile of the people interviewed, particularly according to gender, as 45% of women think that the electoral system is not transparent, compared to 37% of men. Another divide that may be noted is interest in politics. Indeed, the citizens surveyed who say they are interested in politics tend to see their countries' electoral system as transparent: 64% versus 51% for those who say they have little or no interest in politics.

Political positioning plays an important role and gives rise to a phenomenon that is worth highlighting. On average, more people who place themselves on the right of the political spectrum judge the electoral system to be transparent (66%) than those who claim to be on the left (58%). This difference is all the more visible as we go towards both ends of the axis, with far fewer people on the far left who see the electoral system as transparent (44%) than on the far right (62%). Perhaps this is a sign of opposed movements, combining increasing disappointment among left-wing citizens and, conversely, greater satisfaction among right-wing citizens, in a democratic world marked by the decline of social democracy and the shift of majorities to the right, election after election.

### Would you say that the electoral process is transparent in your country?



■ Total responses: "yes, absolutely" and "yes, somewhat"

■ Total responses: "not at all" and "not really"

© Fondation pour l'innovation politique/International Republican Institute – 2019

Opinions on the transparency of electoral procedures also interact with the perception that respondents have of their situation. A majority of those (54%) who feel that they have suffered a decline in recent years, considering their standard of living to have deteriorated, believe that the functioning of the electoral system is opaque, while this opinion is found among just one third (32%) of those who believe that their standard of living has improved. Among citizens who believe that their way of life is under threat, half (49%) also consider that electoral procedures are not transparent, while, again, this belief is shared by only a third (33%) of those who do not feel that their way of life is threatened. Furthermore, it should be noted that among those who think that things will get worse, one fifth of respondents (19%) feel that the system is "not at all" transparent.

## TRANSPARENCY OF THE SYSTEM AND DEMOCRATIC VALUES

The idea that the electoral system does not function transparently is linked to a lack of confidence in democracy as a system and in the political institutions of that system.

	The electoral process is transparent	The electoral process is not transparent
<b>Generally speaking, would you say that...</b>		
There is no substitute for the democratic system, it is the best possible system	76	55
Other political systems might be just as good as the democratic system	24	45
<b>Would you say that democracy in your country works...</b>		
Total responses: "very well" and "well"	67	27
Total responses: "very poorly" and "poorly"	33	73

© Fondation pour l'innovation politique/International Republican Institute – 2019

Note for the reader: Among the respondents who believe the electoral process is transparent in their country (total of "yes, absolutely" and "yes, somewhat" responses), 76% agree with the idea that "there is no substitute for the democratic system, it is the best possible system" compared to only 55% of those who think the electoral process is not transparent (total of "not really" and "not at all" responses).

A comparable relationship can be seen in terms of faith in the representative institutions: only 9% of respondents who believe that the electoral system is not transparent say they trust the political parties, compared to a third (33%) of those who consider the procedures transparent. Similarly, only 16% of respondents expressing a lack of confidence in the functioning of the elections say they trust their government, compared to 50% of those who deem the functioning of the electoral process satisfactory.

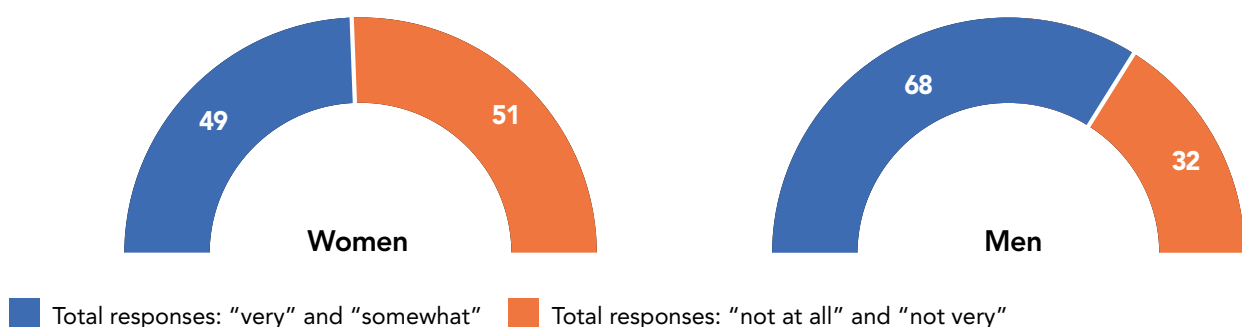
On the other hand, there does not seem to be any fundamental difference with regard to the values that underpin democracy. For example, among people who consider that the electoral system in their country is not transparent, 52% believe that "voting is worthwhile because elections can make a difference". For this half of respondents, this may mean that their criticism of the functioning of the electoral system has nothing to do with a rejection of the fundamental democratic procedure, but rather with a demand for sincerity and honesty without which democratic ideals and principles are trampled upon.

# DISINTEREST IN POLITICS ERODES DEMOCRATIC IDEALS

AMINATA KONE

Of the 42 countries surveyed, a large majority of respondents express that they are somewhat or very interested in politics (58%) and less than half claim to be not very interested (42%), or not at all interested. But citizens' level of attachment to politics has an effect on the significance they accord to democracy, alternative forms of government or socioeconomic issues.

## How interested are you in politics?



© Fondation pour l'innovation politique/International Republican Institute – 2019

First of all, the level of interest in politics does not seem to influence respondents' perception of socioeconomic issues. The majority are worried about issues ranging from unemployment (71%), diminished purchasing power (73%), economic crisis (79%), and social inequality (80%). Regardless of the level of interest expressed in politics, the differences between responses do not exceed 3 points, with one notable exception: the less interested respondents are in politics, the more worried they are about unemployment (74% versus 68%). The same goes for the global assessment of trust in big tech, the Internet and social media. The results vary minimally according to the level of interest in politics.

However, when it comes to the political institutions in place today in the democracies surveyed, we do note a trend of divergence. Those who are uninterested in politics tend to be less attached to democratic ideals than those who are interested. 56% of politically disinterested interviewees find democracy works poorly, while 55% of politically interested respondents find democracy works well. It is also among the respondents who say they are not interested in politics that we find the largest number of citizens (40%) who believe that "other political systems might be just as good as the democratic system", while only 28% of politically interested respondents agree.

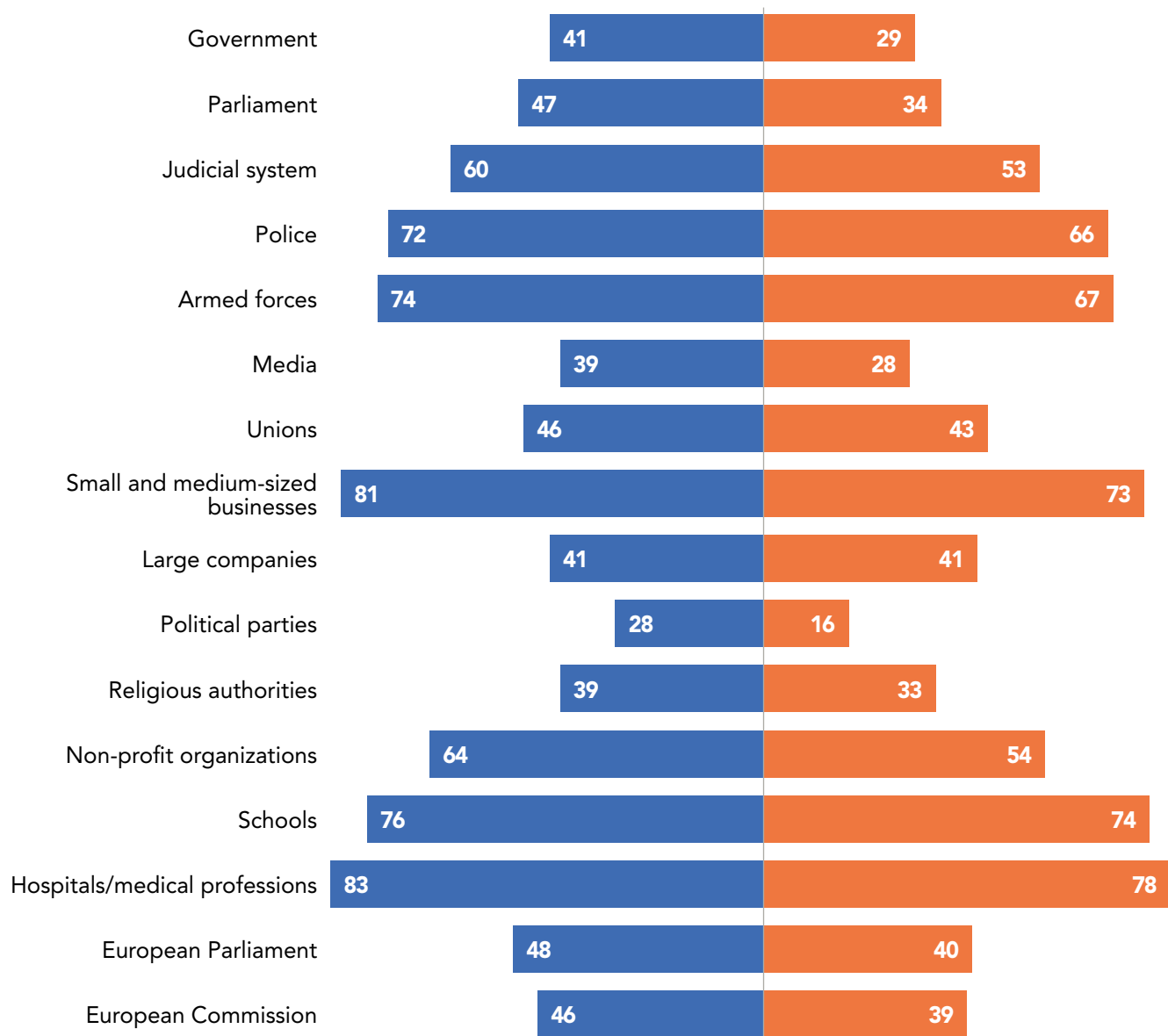
This strongly affects the level of attachment to democratic values: while only 14% of politically interested respondents feel that it is not important to be able to "protest, march in the streets and dissent", this opinion is shared by one quarter (25%) of politically disinterested respondents. Even more striking, nearly half (49%) of those who are not interested in politics feel that the electoral process in their country is not transparent; on the contrary, nearly two-thirds (64%) of those interested in politics consider their electoral process to be transparent.

Support for alternative forms of government over electoral democracy is more widespread among those who are not interested in politics: 61% of them are in favor of “having experts decide what is best for the country, rather than the government” (versus 54% of those interested in politics), and one-third (33%) of politically disinterested respondents favor a government with a “strongman who does not have to worry about Parliament or elections” (compared to 28% of respondents with an interest in politics).

Disinterest in politics, whether initially due to a lack of education and information or the result of disillusionment, with civic withdrawal reflecting attitudes of protest rather than a lack of knowledge, appears to be one of the determinants of the decline of democratic values and the rise of opinions favoring an authoritarian regime.

### Trust in institutions

Total responses: “entirely trust” and “somewhat trust”



■ Total responses: “very” and “somewhat” interested in politics  
 ■ Total responses: “not at all” and “not very” interested in politics

© Fondation pour l’innovation politique/International Republican Institute – 2019

Note for the reader: Among the respondents declaring to be interested in politics, 41% trust their government.

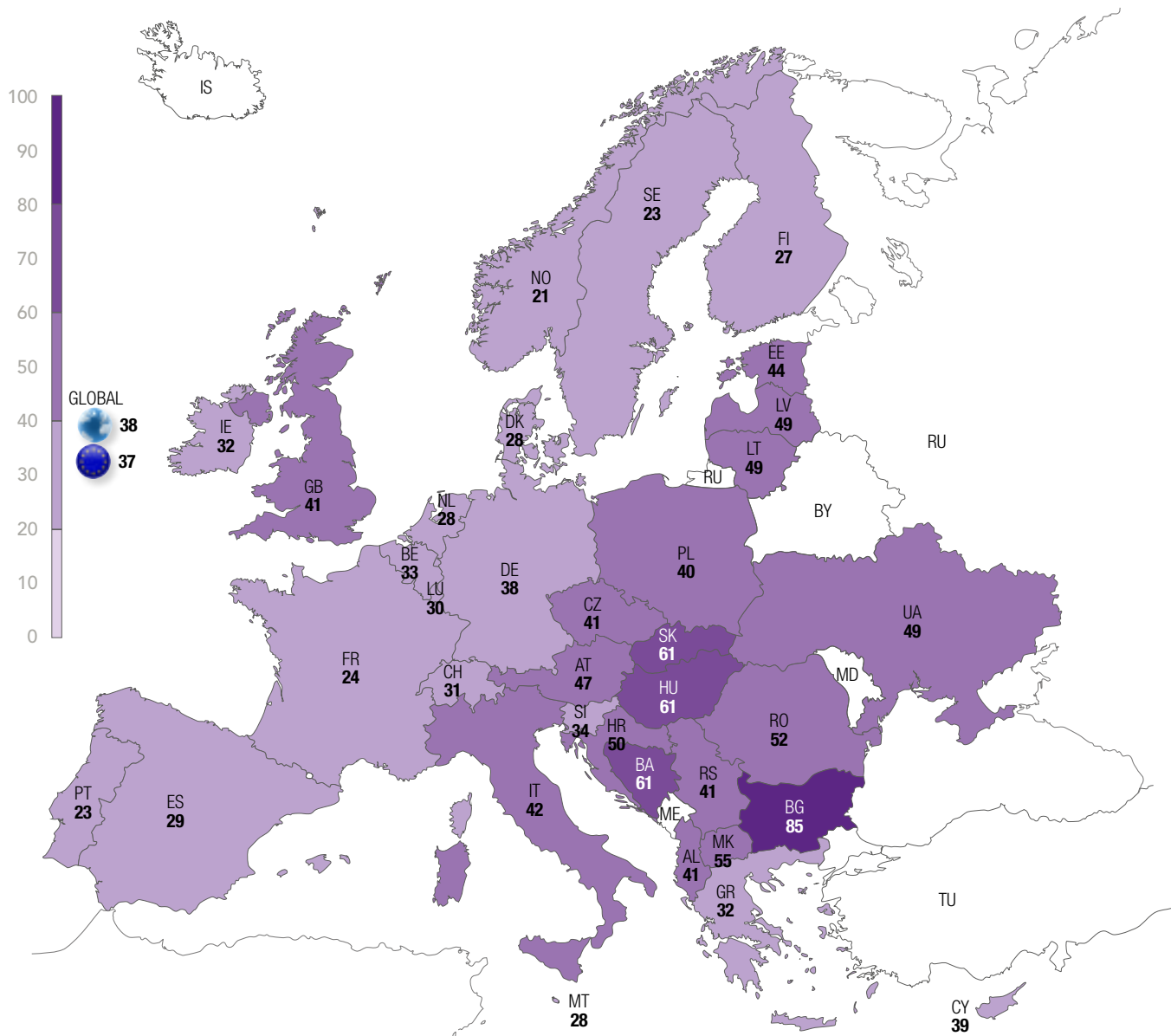
# IS THE LEGITIMACY OF UNIVERSAL SUFFRAGE UNCONTESTED?

DOMINIQUE REYNIÉ

Universal suffrage is the theoretical and practical cornerstone of democracy. Voting has become a right that can only be made conditional upon a few fundamental criteria, most often age and nationality. The idea of making access to voting dependent on the mastery of certain skills has existed in the past. It was even an important step on the road to universal suffrage. This system has been referred to as an “epistocracy”. Today, however, making access to voting conditional on certain skills amounts to breaking with the rule of universal suffrage.

## Is granting the right to vote only to citizens with a sufficient level of knowledge a good or a bad way of governing?

Total responses: “very good” and “good”



© Fondation pour l'innovation politique/International Republican Institute – 2019

The hypothesis that a democratic deconsolidation is taking place is one of the questions driving our international survey, following on from the previous one<sup>1</sup>. This deconsolidation could, for example, manifest itself in public opinion through the abandonment of the values, principles and mechanisms that structure and drive democratic politics. This is what we sought to assess by asking the following question: “Please tell me if this is/would be a good way of governing a country: ‘Granting the right to vote only to citizens with a sufficient level of knowledge’”. Over our panel as a whole, one-third (38%) of respondents approved such a restriction on access to voting. This is a striking result in itself, given the centrality of the issue.

Reading the results, one is first struck by the persistence of a divide within the European Union which clearly separates the former Eastern and Western blocks. Across the formerly communist countries which are now members of the European Union<sup>2</sup>, support for the idea of epistocracy is found among half of respondents (49%). Among the 42 democracies surveyed, Bulgarians are by far the most in favor of this type of limitation (85%). Approval for an epistocratic model is also a majority position among Hungarians and Slovaks (61%), Romanians (52%) and Croatians (50%). The approval level remains very high in Latvia and Lithuania (49%), Estonia (44%), the Czech Republic (41%) and Poland (40%). On the doorstep of the European Union, approval for the epistocratic model dominates among Bosnians (61%), Macedonians (55%) and Ukrainians (49%).

Placed on the dividing line between these two Europes, the Austrians (47%) are the most in favor of epistocracy among all the countries of the former Western block, followed by the Italians (42%). But it is in the West that epistocracy finds the lowest levels of support: among the Spanish (29%), Dutch, Danes and Maltese (28%), Finns (27%), French (24%), Portuguese (23%) and Swedes (23%). Possibly a consequence of Brexit, a significant proportion of British people (41%) agreed with the idea of making the right to vote dependent on having a “sufficient level of knowledge”, far ahead of the Swiss (31%).

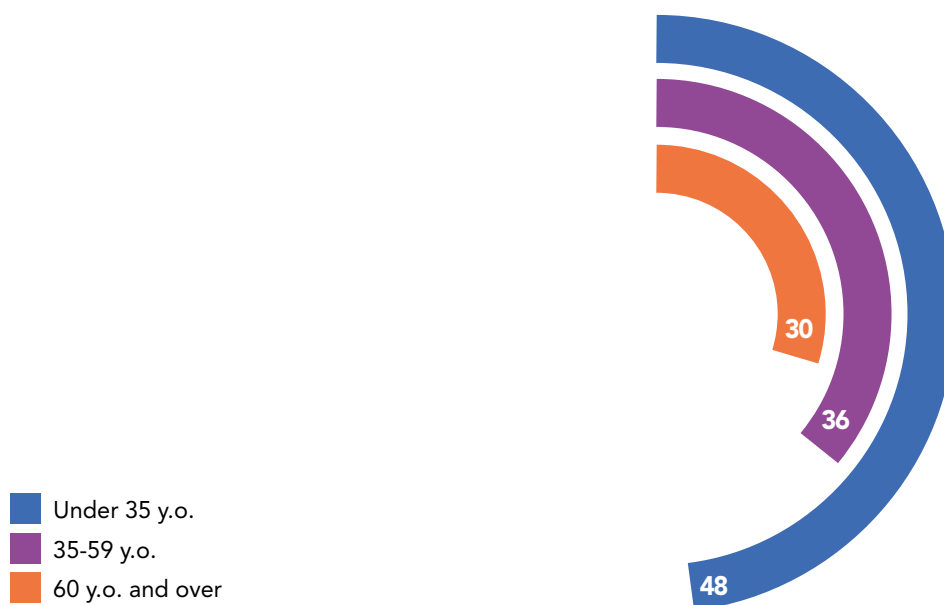
Outside the European continent, support for epistocracy is above the overall average (38%) in Australia (45%) and Canada (41%); it is close to the average in the United States (39%), New Zealand (37%), Brazil (36%) and Japan (34%). But support is significantly lower than the average in Israel (23%), which, with one of the lowest levels, is comparable to Sweden, France and Portugal, with Norway having the very lowest level of support for epistocracy (21%).

## SUPPORT FOR EPISTOCRACY, AN INDICATION OF AN AUTHORITARIAN CULTURE

At first glance, the epistocratic model is an idea that belongs to the democratic world’s past. However, it receives more significant support among younger respondents, perhaps suggesting that support for epistocracy is one the manifestations of a process of democratic deconsolidation.

### Is granting the right to vote only to citizens with a sufficient level of knowledge a good or a bad way of governing?

Total responses: “very good” and “good”



© Fondation pour l’innovation politique/International Republican Institute – 2019

1. Dominique Reynié (ed.), *What next for democracy? An international survey by the Fondation pour l’innovation politique*, Paris, 2017, 320 pages.

2. The following countries fall into this category: Bulgaria, Croatia, Czech Republic, Estonia, Hungary, Latvia, Lithuania, Poland, Romania, Slovakia and Slovenia.

The social hierarchy is correlated to the levels of support for this elitist or meritocratic vision of political participation. Thus, among senior executives and intellectual professions, support for the epistocratic model is more widespread (46%) than among unskilled employees and workers (38%). However, we do not see any link with the level of education. There is no greater support among those who finished their studies before the age of 21 (37%) than among those who finished them at 21 or later (38%). This quick sociological profile leads us to note that the epistocratic idea is more appealing to men (41%) than to women (35%), more to the right of the political spectrum (44%) than to the left (31%), and even more to those who are on the far right (57%) than to those who are on the far left (30%).

These initial indications suggest that approval for this kind of electoral regime could be linked to a more authoritarian take on politics.

Generally speaking, would you say that...		
	There is no substitute for the democratic system, it is the best possible system	Other political systems might be just as good as the democratic system
Supports epistocracy*	35	43
Opposed to epistocracy**	65	57
Which of the following opinions best aligns with your views?		
	Voting is worthwhile because elections can make a difference	Voting is pointless because politicians do not care about the will of the people
Supports epistocracy*	36	41
Opposed to epistocracy**	64	59
Do you agree or disagree with the following statement: "men and women are equal and must have the same rights"?		
	Total responses: "entirely agree" and "agree"	Total responses: "entirely disagree" and "disagree"
Supports epistocracy*	37	46
Opposed to epistocracy**	63	54
Do you support or oppose the death penalty?		
	Total responses: "strongly support" and "support"	Total responses: "strongly oppose" and "oppose"
Supports epistocracy*	44	29
Opposed to epistocracy**	56	71
Do you agree with the following statement regarding refugees: "It is our duty to welcome refugees fleeing war and poverty into our country"?		
	Total responses: "strongly agree" and "agree"	Total responses: "strongly disagree" and "disagree"
Supports epistocracy*	36	41
Opposed to epistocracy**	64	59

© Fondation pour l'innovation politique/International Republican Institute – 2019

\* Total of "very good" and "good" responses to the question "Is granting the right to vote only to citizens with a sufficient level of knowledge a very good, good, very bad or bad way of governing?".

\*\* Total of "very bad" and "bad" responses to the question "Is granting the right to vote only to citizens with a sufficient level of knowledge a very good, good, very bad or bad way of governing?".

Note for the reader: Among those who believe that the democratic system is irreplaceable, 35% support epistocracy, i.e. the idea that only citizens who have a sufficient level of knowledge can vote.

In contrast, the respondents' assessment of the functioning of the electoral system in their country does not seem to affect support for the epistocratic model, which is as widespread among those who believe that the electoral process is transparent (38%) as among those who believe that it is not (38%).



# THE GHOSTS OF AUTHORITARIANISM

DOMINIQUE REYNIÉ

In the previous survey in 2017, which covered 26 democracies<sup>1</sup>, we were struck by the existence of a demand for authority, understood in the sense of opinions in favor of authoritarian forms of power. We sought to assess this demand by asking respondents to evaluate six different ways of organizing power. Two questions were used, each of which clearly refers to the forfeiting or suspension of freedoms. The first refers to an authoritarian organization of the state, the second suggests entrusting power to the army.

The option regarding an authoritarian organization of the state is phrased as follows: “Being led by a strongman who does not have to worry about Parliament or elections.” This option elicited positive responses from nearly a third (31%) of respondents, compared to 69% who responded negatively. Within the European Union, support for the authoritarian option was found among 34% of respondents. If we look at the state of opinion in the 11 former-Soviet-bloc Member States<sup>2</sup>, a government led by a “strongman” is supported by 40% of respondents. The authoritarian option approaches majority approval in Estonia (44%), the Czech Republic (46%), reaches it in Slovakia (51%), and surpasses it in Slovenia (54%), Romania (57%) and, more significantly, in Bulgaria (62%) and Lithuania (70%). In the Balkans, the idea is widespread in Serbia (40%) and is predominant in Albania (55%), North Macedonia (61%), and Bosnia and Herzegovina (67%). In Ukraine, it unites almost two-thirds (64%) of respondents. The formerly communist world remains powerfully influenced by authoritarian forms of government. However, in Poland (23%) and, to a lesser degree, in Hungary (34%), this view is, by comparison, much less broadly shared. It is therefore pointless to simplify the picture by dividing Europe into two blocks, one that prefers to be authoritarian, in the East; the other, preferring to be liberal, in the West. As such, the Austrians are not far from being a majority in favor of the option of an authoritarian state (47%). The level is also much higher than the overall average (31%) among Finns (42%) and Italians and Latvians (41%). Outside Europe, support for an authoritarian form of government is strong in Israel (52%). It is comparatively lower in Japan (16%), the United States (24%) and even Brazil (36%), which was, at the time of this survey, on the verge of a disrupting vote in favor of a promise of authority.

The profile of citizens who are open to the authoritarian organization of power around a “strongman” may seem surprising. As such, men (31%) are barely more inclined than women (30%) to find this a desirable prospect. On the other hand, there is definitely a generational effect, but such that the authoritarian option is increasingly desirable to younger respondents. This should be taken as a possible indication of a process of democratic deconsolidation<sup>3</sup>.

## Indicate whether this way of governing a country is/would be very good, good, bad, or very bad

Total responses: “very good” and “good”

	18-34 y.o.	35-49 y.o.	50-59 y.o.	60 y.o. and over
Being led by a <b>strongman</b> who does not have to worry about Parliament or elections	38	33	27	23
Having <b>the armed forces</b> govern the country	31	23	16	11

© Fondation pour l’innovation politique/International Republican Institute – 2019

Less unexpected, support for an authoritarian regime by a “strongman” is lower on the left - from 19% to 26% depending on the position chosen by the respondents on a scale of 0 (far left) to 10 (far right) - than at the center (33%). Support for this mode of government is increasingly strong as we move to the right, reaching 54% of respondents positioned furthest to the right.

1. Dominique Reynié (ed.), *What next for democracy? An international survey by the Fondation pour l’innovation politique*, Paris, 2017, 320 pages.

2. The following countries fall into this category: Bulgaria, Croatia, Czech Republic, Estonia, Hungary, Latvia, Lithuania, Poland, Romania, Slovakia and Slovenia.

3. On this issue, see Anne Muxel’s analysis in this work, p. 43-46.

## Is being led by a strongman who does not have to worry about Parliament or elections a good or a bad way of governing?



## Is having the armed forces govern the country a good or a bad way of governing?



■ Total responses: "very good" and "good"  
 ■ Total responses: "very bad" and "bad"

© Fondation pour l'innovation politique/International Republican Institute – 2019

In the European Union, approval for the authoritarian option reaches 44% among skilled workers (compared to 23% among intellectual and scientific professionals). Although it is found among 35% of respondents who see globalization as a threat, this proportion increases even further (47%) among those under 35 years old who fear globalization. The radical extension of this question, the idea of "the armed forces govern[ing] the country", is considered a good way of governing by 21% of respondents across the 42 democracies of the survey. Public opinion in the former communist countries is even less supportive of this idea (16%). Apart from Romania (24%), none of the 27 EU Member States is above the overall average. The Albanians and Bosnians (29%) and the Macedonians (35%) are more in favor of a government by the armed forces. Outside Europe, the Americans (24%) are slightly above the global average, but it is in Brazilian public opinion (45%) that there is the greatest support for the idea of military power.

## Indicate whether this way of governing a country is/would be very good, good, bad, or very bad

Total responses: "very good" and "good"

In the European Union	Senior executives and intellectual professions	Intermediate professions and skilled employees	Unskilled employees and workers
Being led by a <b>strongman</b> who does not have to worry about Parliament or elections	27	35	42
Having <b>the armed forces</b> govern the country	10	14	17

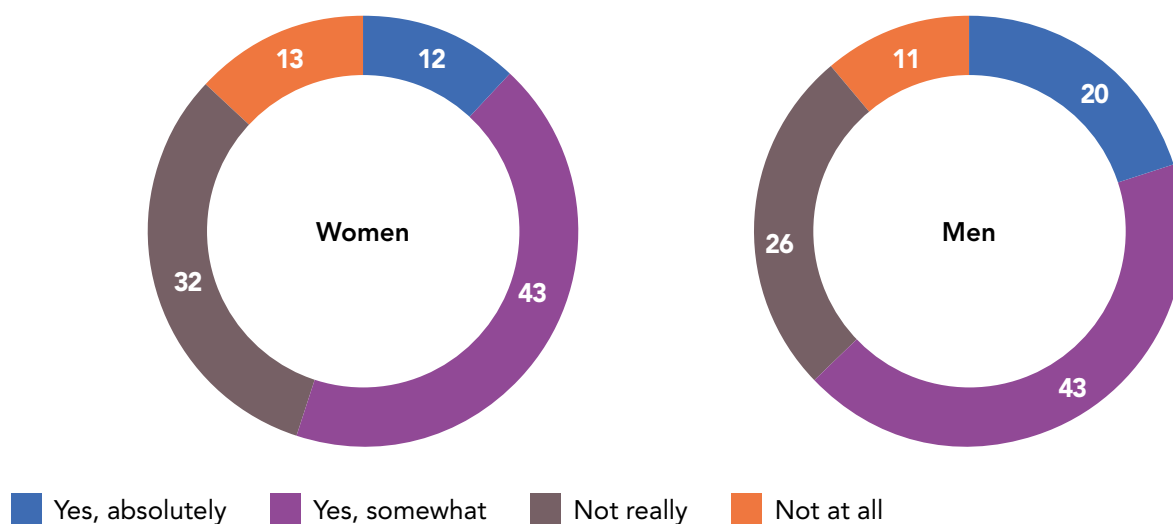
© Fondation pour l'innovation politique/International Republican Institute – 2019

# MEN AND WOMEN HOLD DIFFERENT PERSPECTIVES ON DEMOCRACY

SAMUEL JOHANNES

The vast majority (93%) of people living in the 42 democracies surveyed agree that “men and women are equal and must have the same rights”. Nevertheless, gender inequality is reflected in the degree to which men and women perceive democratic systems working for them. Democracies in which we observe the highest proportions of respondents who believe that “democracy works well in their country” are also those in which citizens are most likely to consider that “men and women are equal and must have the same rights”. This is the case for Luxembourg and Norway, where 86% of respondents believe their democracy functions well and affirm that “men and women are equal and must have the same rights” (98%). Conversely, the lowest level of agreement with this statement can be seen among Lithuanians (82%), with only 53% of the population stating that they believe their democracy works well.

## Would you say that the electoral process is transparent in your country?



© Fondation pour l'innovation politique/International Republican Institute – 2019

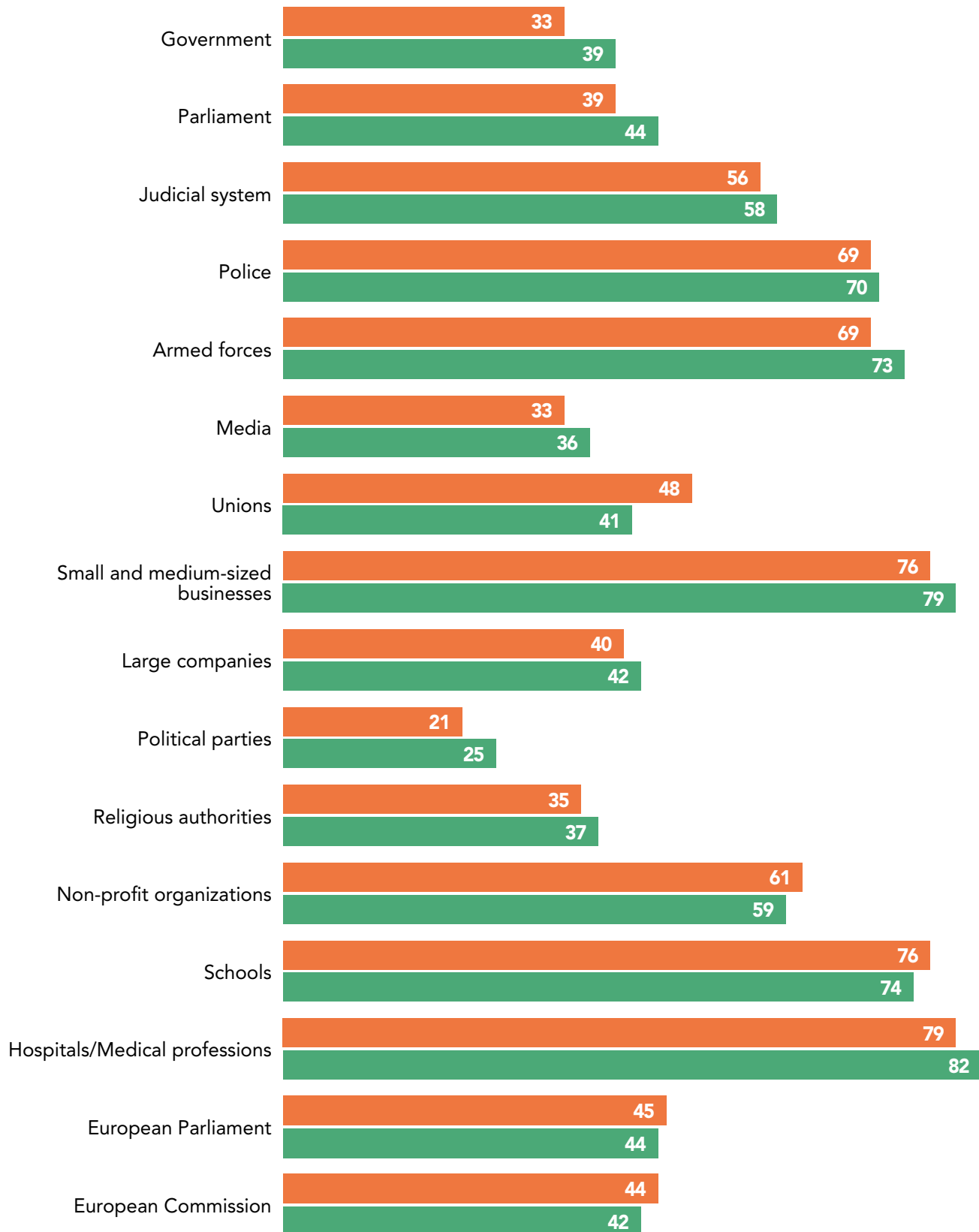
The survey shows that women are more critical than men about the functioning of democracy in their country: whereas slightly less than half of men (47%) believe democracy works poorly in their country, slightly more than half of women (52%) share this negative viewpoint. In addition, women (64%) are more skeptical than men (71%) when it comes to asserting that “there is no substitute for the democratic system, it is the best possible system”.

It should be noted that while these data are perceptible in the averages calculated from the overall results, in over half of the countries surveyed, both genders are statistically tied. However, across all the democracies surveyed, women are more skeptical of various institutions than men, regardless of the overall population's level of trust.

As the graph shows, women trust the government less than men (33% of women vs. 39% of men), Parliament (39% vs. 44%), political parties (21% vs. 25%) and large companies (40% versus 42%). However, they are more likely to trust unions than men (48% vs. 41%), non-profit organizations (61% vs. 59%), schools (76% vs. 74%) and European institutions (45% vs. 44% for the European Parliament and 44% versus 42% for the European Commission).

## Trust in institutions

Total responses: "entirely trust" and "somewhat trust"



Women Men

© Fondation pour l'innovation politique/International Republican Institute – 2019

# GENERATIONAL RENEWAL: DEMOCRATIC DECONSOLIDATION OR RESTRUCTURING?

ANNE MUXEL

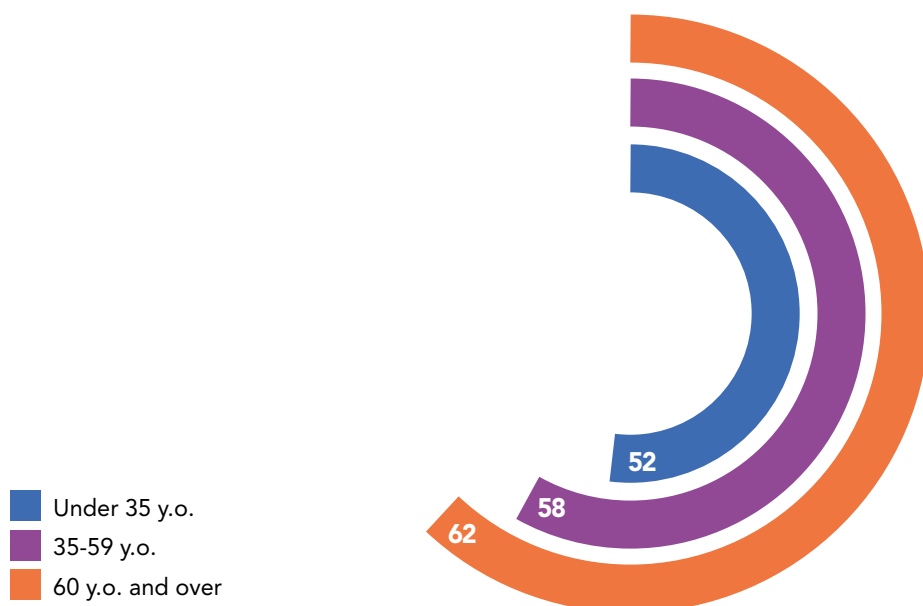
For some time now, it has seemed that people's relationship with democracy has been unravelling over the course of generational renewal and the recent history of Western societies. Several studies have shown a downward trend in trust in democratic political institutions and citizens' expectations of them<sup>1</sup>. Of course, democracy as a political project is fundamentally disappointing, precisely because of its ambition – on the one hand to ensure the government of all while respecting pluralism and difference of opinion and on the other hand, to guarantee the people the ability to express themselves and participate in political decision-making through consent to representation through voting<sup>2</sup>. But everything suggests that what is happening today is more than just this intrinsic disappointment.

First of all, the social and economic crisis that has become endemic is perpetuating resentment which, in many European societies, jeopardizes young people's belief in a satisfying future and the prospect of advancement compared to previous generations. On this level, social democracy as a political project is considered by many to have failed to keep its promises of security, social justice, redistribution of wealth, and progress.

Furthermore, trust in democracy is being eroded by a general sense that the points of reference and broad principles that organize both traditional social equilibrium and divisions in Western societies are being lost. Globalization, both cultural and economic, has blurred borders and is perceived by many as a threat rather than a beneficial and promising opportunity. Demands for sovereignty and for focus to be placed back on the national sphere are fueling populism of all kinds, which is increasingly attractive to communities, including many young people<sup>3</sup>. Democracy in fact finds itself in competition with other models, in particular those which challenge the virtues of its apparatus or institutions.

Furthermore, the demand for order and authority culminates in a challenge to the very foundations on which democracy is based, including its effectiveness and its intrinsic moral and social virtues. This reflects a frustration which is being expressed through the radical temptation to use force and authoritarian leadership, or even processes which oppose the ideals of the democratic project.

## I prefer more order even if it means less freedom



© Fondation pour l'innovation politique/International Republican Institute – 2019

1. On this subject, see: Yascha Mounk, *Le Peuple contre la démocratie*, Éditions de l'Observatoire, 2018, and Steven Levitsky and Daniel Ziblatt, *La Mort des démocraties*, Calmann-Lévy, 2019.

2. See Myriam Revault d'Allonnes, *La Crise sans fin. Essai sur l'expérience moderne du temps*, Seuil, 2012.

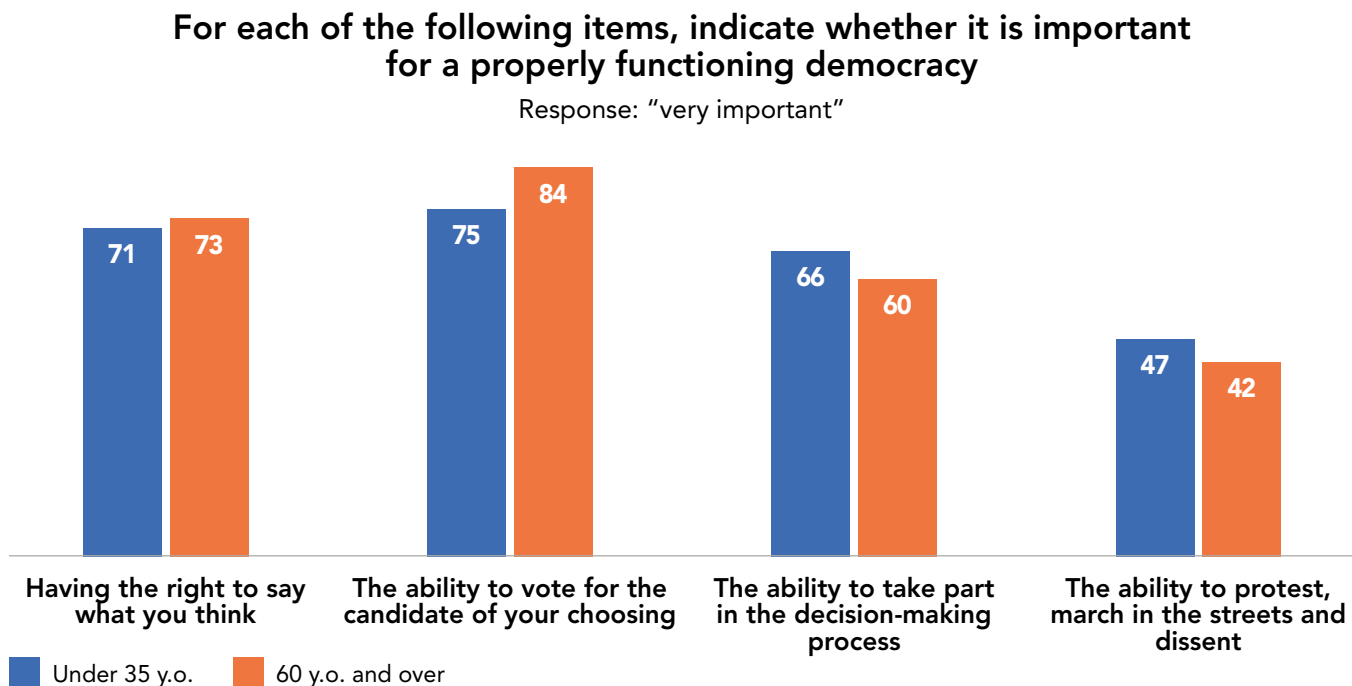
3. For a summary of the opinions and political behaviors of young people in France, see Anne Muxel, *Politiquement jeune*, Fondation Jean Jaurès/Éditions de l'Aube, 2018.

The different symptoms of democratic deconsolidation are not without contradictions. Signs of attachment to democracy still appear to be active and even dominant, in particular the sacredness of freedom, a value dear to young people, who simultaneously express extremist, populist and authoritarian desires. Invited to choose between freedom and order, respondents aged under 35 are more likely than those aged 60 and over to choose freedom, even if it entails the risk of reduced order (48% versus 37% across the sample of 42 democracies studied by the survey). But we nevertheless note that their views on this subject are split: 52% prefer order, even at the risk of reduced freedom. There are also more young people than their elders who feel that threats against democracy justify military intervention (53% of under 35 year-olds vs. 39% of those aged 60 and over), and there are more young people who are open to the possibility of military powers governing their country (31% vs. 11%). Furthermore, young people are structurally more abstentionist and more inclined than their elders to use non-democratic forms of expression, while showing their unwavering commitment to its principles. All these paradoxes raise questions and reveal that young citizens of modern democracies feel unsettled. More than ever, the democratic project, as a political project, needs to be given meaning and moreover education is required.

Let us further explore the forms this deconsolidation takes within the generational dynamic. Beyond the pessimistic and alarmist observation of the “democratorships” that tempt increasing numbers of citizens, especially young people, can we see signs of the restructuring of another relationship with democracy, another set of expectations? For example, how should we interpret the openness observed in the younger generations to other political systems, which does not preclude demands for order and authority? Strictly speaking, is this a shift towards authoritarianism, recalling dark days of history, and thus a kind of decline in people’s faith in democracy, or is it a sign of a desire for something else, a more experimental tendency expressed as openness to systems that they have not experienced and which they probably do not want, given that these threaten the principle of freedom to which they are viscerally attached? The relationship with democracy is affected in different ways depending on the components considered. Let us examine three such components which are characteristic of the fundamental principles of democracy: political representation, participatory democracy and the demand for order.

## A GENERATIONAL DECLINE IN THE IMPORTANCE ATTRIBUTED TO VOTING

Among the elements deemed to be “very important” for the proper functioning of democratic systems, the two essential elements, citizens being able to take part in the decision-making process and having the right to vote for the candidate of their choosing, received the support of a large majority (respectively 63% and 79% of respondents in all 42 countries). But, while younger people attach even greater importance to participating in the decision-making process (66% of under 35 year-olds compared to 60% of respondents aged 60 and over), older people place greater emphasis on the electoral dimension of voting (84% of those aged 60 and over compared to 75% of those aged under 35).



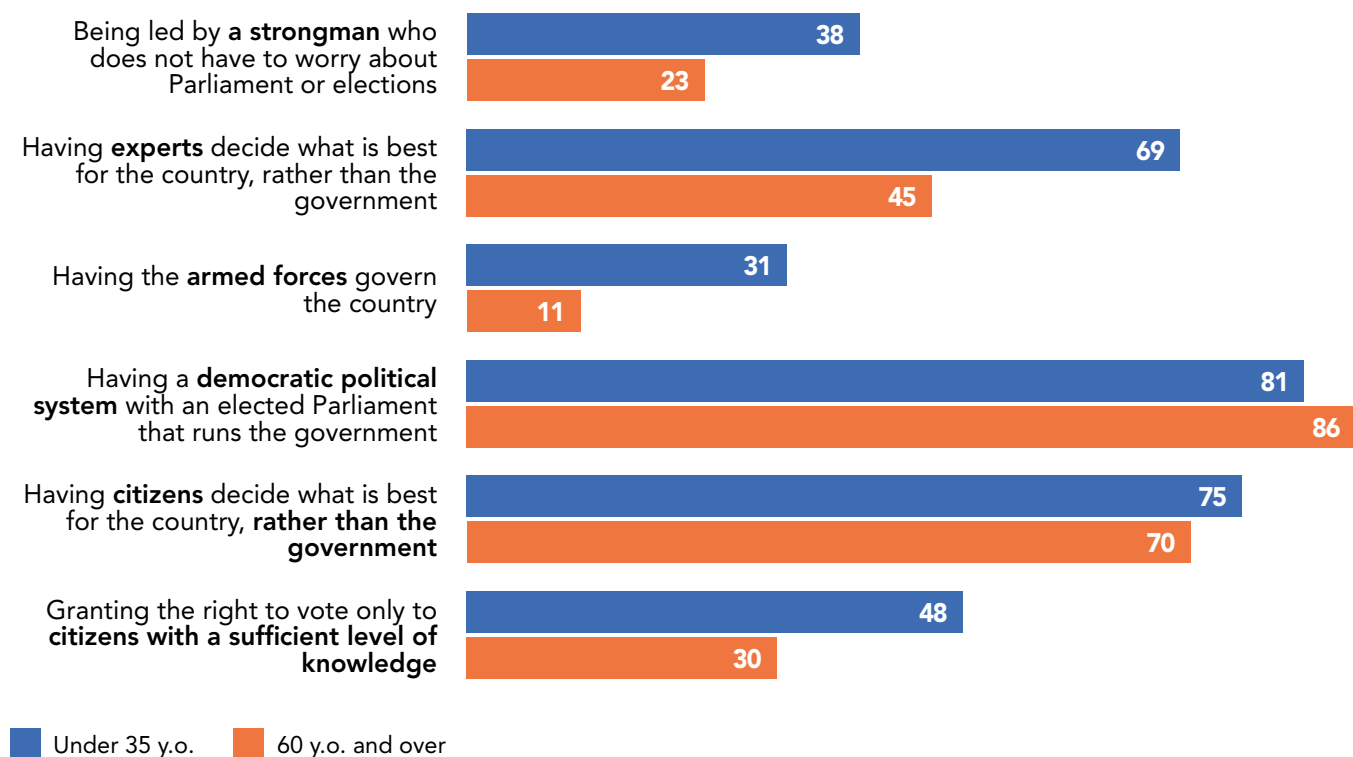
© Fondation pour l’innovation politique/International Republican Institute – 2019

This gap in perception may seem minor, but reflects a trending generational decline in the importance attributed to voting in the strictest sense, to the benefit of a growing, if poorly-defined, demand for ways to circumvent the different forms of mediation inherent in political representation. Although the act of voting is not blamed as such – 70% of those aged under 35 and 74% of those aged over 60 feel that “it is useful to vote because it is through elections that things can be changed” – the electoral system is nevertheless perceived by a significant number of citizens, and even more so among young people, as insufficiently transparent (41% of all respondents, 43% of those aged under 35 and 36% of those aged over 60).

Mistrust of institutions and politicians is widespread and by no means an insignificant factor in this outlook. But this mistrust is coupled with a suspicion held by young people towards citizens themselves and their judgement. Thus, much more frequently than their elders – at a rate of nearly one in two – young people believe that it could be beneficial to grant voting rights only to citizens deemed sufficiently competent (48% of those under 35 compared to 30% of those aged over 60, and 38% of the total sample of 42 countries). This is despite the fact that the ability to vote for the candidates of their choice is perceived as “very important” for 75% of those aged under 35. This apparent paradox reflects the turmoil they potentially face. Voting is not contested in principle, but it is tainted with suspicion both in its implementation and in its applications. This also reflects a crisis of the legitimacy of electoral decision-making, in a general climate of declining democratic credulity.

### Indicate whether this way of governing a country is/would be very good, good, bad, or very bad

Total responses: “very good” and “good”



© Fondation pour l’innovation politique/International Republican Institute – 2019

Protest culture has spread quite widely across Western democracies, maintaining and legitimizing a relationship to the political system which is inevitably more critical. At the same time, the crisis of institutional mediation and the demand for direct citizen participation have strengthened its methods of expression. Today, 45% of respondents from the 42 democracies studied believe that protesting and demonstrating are “very important” for the proper functioning of democracy. This is slightly more marked among the youngest (47% of respondents aged under 35) but, obviously, this expressive, “protesting” aspect of democracy is now broadly accepted by older populations (42%).

This recognition of protest is in line with the affirmation of a right to self-expression deemed essential in a democratic context: 71% of those aged under 35 and the same proportion among their elders (73%) also consider it “very important” to have the right to say and express what one thinks. And, of course, this necessity is associated with the idea that citizens should participate actively and as directly as possible in political decisions: 72% believe that citizens making decisions rather than the government would be good for their country.

## A DEMAND FOR ORDER AND AUTHORITY

It is now a constant reality in national and international surveys: authoritarian temptations are found among a significant percentage of populations that are nevertheless supportive of democracy. While some countries remain less affected, a return to authoritarian leadership is part of the desires of an increasing number of citizens in most European countries. This attraction to authority is part of the rift opened up by the recognition of possible alternatives to the democratic system. While the latter is still considered by a large majority of citizens (67%) to be the best possible political system, despite its flaws and faults, a significant proportion (33%) allow that other systems might be just as good. On this point, a generational gap appears to be growing: 38% of those under 35 subscribe to the idea of possible alternatives, compared to only 24% of those aged over 60.

This openness to other ways and principles of organizing power is coupled among young people with greater acceptance of the possibility of authoritarian leadership: 38% of those aged under 35 can imagine that it would be beneficial for their country to entrust power to “a strong man who does not have to worry about Parliament or elections”, compared to only 23% of those aged 60 and above. The combination of these two elements suggests that democratic deconsolidation is indeed in evidence as part of the process of generational renewal. However, it remains to be seen what direction, meaning and, above all, what impacts on the construction of citizenship and relationships with politics this will entail among today’s younger generations. It is particularly apparent in countries where the democratic experience is still fairly recent (Bosnia and Herzegovina, Bulgaria, Lithuania, Northern Macedonia, Romania or Ukraine) and seems to experience more resistance in Spain, Greece, Denmark, the Netherlands, Malta and Sweden. However, even in older democracies, the strong temptation of authoritarian leadership found among young people is also due to their lack of experience in this area, in contrast with older generations.

The combination of the three democratic components examined and the tendencies expressed by the youth of the different countries toward them make it possible to refine the diagnosis and, perhaps, to better understand whether this is a phenomenon of deconsolidation or of restructuring. We can thus tease out several different scenarios:

- a strong protest culture and a reduction in the importance attributed to voting and representative democracy, combined with a demand for a strong leader likely describes an environment conducive to democratic deconsolidation. Within this survey, the countries potentially experiencing this situation are Lithuania, Romania, Slovenia, Bulgaria, Croatia and Ukraine;
- a strong protest culture and importance attributed to voting and representative democracy, combined with low demand for a strong leader describes a society in which the democratic project is resistant, though in the context of more critical citizenry. The countries experiencing this situation are Germany, Denmark, France, Hungary, Ireland, Italy, Luxembourg, the Netherlands and Sweden;
- a strong protest culture and importance attributed to voting and representative democracy, combined with a demand for a strong leader, define a complex or even paradoxical demand, like in Israel, where democratic culture can coexist with a demand for authoritarian leadership;
- a weak protest culture and a low demand for a strong leader, while the focus on voting and representative democracy remains high, can be found in Japan.

The attitudes and opinions of young people towards democracy obviously depend on the historical and political contexts of the countries to which they belong. The categorization proposed is far too basic to account for their full complexity. Nevertheless, they call for the relationship of young people to democracy to be considered in all its various elements and show that while there are developments that indicate signs of a deconsolidation, others also indicate signs of restructuring.





# **GLOBALIZED DEMOCRACIES**





• <b>In the democratic world, globalization is an opportunity</b>   Nicolas Rigaudière.....	50
• <b>The challenge of migration in the light of the refugee issue</b>   Dominique Reynié.....	52
• <b>Territories in globalization: the metropolis and its surroundings</b>   Victor Delage.....	57
• <b>Islam causes concerns</b>   Dominique Reynié.....	60
• <b>Religion: tolerance and tensions</b>   Victor Delage.....	62
• <b>Tolerance, condition of a free society: religious opinions, sexual orientations, political opinions, ethnicity</b>   Katherine Hamilton.....	64
• <b>From social inequalities to social polarization: what globalization does to democracies</b>   Aminata Kone.....	66
• <b>Who holds the power?</b>   Thibault Muzergues.....	68
• <b>Trust in digital giants... with the exception of Facebook</b>   Paul-Adrien Hyppolite and Antoine Michon.....	70
• <b>Scientific and technological innovations are seen as sources of progress</b>   Madeleine Hamel.....	73
• <b>A fundamental part of the national economy or symbol of globalized capitalism: the size of companies shapes collective perceptions</b>   Guillemette Lano.....	75
• <b>Standard of living and lifestyle: the twofold heritage crisis</b>   Dominique Reynié.....	77

# IN THE DEMOCRATIC WORLD, GLOBALIZATION IS AN OPPORTUNITY

NICOLAS RIGAUDIÈRE

The term “globalization<sup>1</sup>” describes a process of intensifying international exchanges of all kinds: capital, goods, information, etc. If globalization is one of the most important political issues of the twenty-first century, this is not only because it shapes the everyday life of states and individuals but also because people’s opinions regarding this phenomenon strongly influence their views on many issues. With this in mind, our survey offered respondents the chance to tell us which of the following two responses they connected most with: “Globalization is an opportunity” or “Globalization is a threat”.

## GLOBALIZATION IS JUDGED FAVORABLY

In the European Union, a clear majority (59%) see globalization as an opportunity. Among Europeans, the Portuguese are the most likely (78%) to consider globalization as an opportunity, ahead of the Swedes (76%), Maltese (72%), Danes (71%) and Finns (70%). In contrast, it is perceived as a threat by the Slovaks (51%), Estonians (52%), French (56%), Cypriots (59%), Greeks (59%) and Czechs (63%).

While there is a majority opinion in the European Union in favor of globalization (59%), its level is significantly lower than that across the globe (66%). Within the English-speaking world, globalization is more widely perceived as an opportunity by Canadians (74%), New Zealanders (68%), British (65%) and, to a lesser extent, Americans (62%), with 43% of the latter living in cities with less than 15,000 inhabitants considering it a threat. Australians (57%) are also at the European level. Furthermore, it is worth noting the high level of the population which regards globalization favorably in Norway (73%), Israel (75%), Japan (76%) and Brazil (81%). More surprisingly, in Switzerland, one of the countries considered to be the most interconnected, only half of citizens see globalization as an opportunity (50%).

## THE PERCEPTION OF GLOBALIZATION VARIES DEPENDING ON THE SIZE OF THE COMMUNITY

On a global scale, positive assessments of globalization remain in the majority (66%) regardless of most of the sociodemographic criteria chosen. Gender is not a significant differentiating factor: 35% of men and 33% of women consider it to be a threat. There are only small differences by age, with 31% of those under 35, 35% of the 35-59 category and 36% of those over 60 sharing this opinion. Larger variations appear depending on the socio-professional category. The optimism generated by globalization is more widespread among senior managers and intellectual professions (71%) than among unskilled workers and employees, where it nevertheless remains the majority opinion (62%). Level of education does have an effect, as the proportion of respondents who did not continue their studies beyond the age of 21 and who consider globalization an opportunity (59%) is significantly lower than the proportion of those who continued beyond the age of 21 and who share the same opinion (69%). However, perceptions of the issue vary significantly between cities and their suburbs: respondents from cities with fewer than 15,000 inhabitants are most likely to describe globalization as a threat (40%), while residents of cities with more than 500,000 inhabitants see it as an opportunity (72%). The last noteworthy fact is that, on average, more people on the left of the political spectrum see globalization as an opportunity (72%) than on the right (61%).

1. The word “globalization” will be used here to refer to this revolutionary process of the increasing integration of different existences across a common global sphere.

		Globalization is an opportunity	Globalization is a threat
<b>Being part of the European Union is...</b>			
A good thing		63	30
A bad thing		11	32
<b>Trust in political institutions</b>			
The government	Trust	38	31
	Distrust	62	69
Parliament	Trust	44	36
	Distrust	56	64
The judicial system	Trust	61	49
	Distrust	39	51
Political parties	Trust	24	21
	Distrust	76	79
The media	Trust	39	26
	Distrust	61	74
<b>Impact of technological discoveries</b>			
For liberties	Positive	63	46
	Negative	8	17
For employment	Positive	69	54
	Negative	10	20
For global health	Positive	84	70
	Negative	4	12
For social relationships	Positive	59	42
	Negative	12	24
<b>The Internet and social media...</b>			
Are good because <b>they help people to express themselves more freely</b>	Agree	78	66
	Disagree	22	34
Are good because <b>they offer people the possibility to get informed by themselves</b>	Agree	86	79
	Disagree	14	21
Are good because <b>they help you meet new people</b>	Agree	79	69
	Disagree	21	31
Are bad because <b>they give others (businesses, governments, friends and family) too much information about our personal lives</b>	Agree	62	76
	Disagree	38	24
Are bad because <b>they facilitate the spread of false information</b>	Agree	70	77
	Disagree	30	23
Are bad because <b>they encourage us to communicate exclusively with those who share our views</b>	Agree	31	39
	Disagree	69	61

Note for the reader: Among those who consider that globalization is an opportunity, 63% think that being part of the European Union is a good thing.

© Fondation pour l'innovation politique/International Republican Institute – 2019

# THE CHALLENGE OF MIGRATION IN THE LIGHT OF THE REFUGEE ISSUE

DOMINIQUE REYNIÉ

Among the challenges facing the democratic world, demography is without a doubt one of the most significant. The question arises because most democracies are ageing, which creates the problem of generational renewal as well as that of effects on the economy (the welfare state) or collective representations and political opinions. Given the low population growth of the richest nations, the problem of generational renewal therefore raises the question of immigration. Although deemed necessary, immigration nevertheless arouses considerable resistance, even strong hostility, among significant segments of the public, sometimes even the majority. The demographic issue is affecting democratic countries exposed to migratory influxes, which are generally felt by the public to be massive. This issue has an even greater impact on political debate given that these influxes are made up of migrants from Muslim cultures, sparking cross-cultural tensions which populist parties rely on to develop their bases of support.

## DEMOCRATIC DISSATISFACTION AND OPPOSITION TO HOSTING REFUGEES

In our study, we see these opinions playing out with impressive force, particularly in the European democratic arena. To measure its significance, we have asked a series of questions, one of which concerns welcoming refugees. We will not reduce the migration issue to the welcoming of refugees. Nevertheless, we can accept that the degree of acceptance for a policy of welcoming refugees provides information about the perception of migratory phenomena.

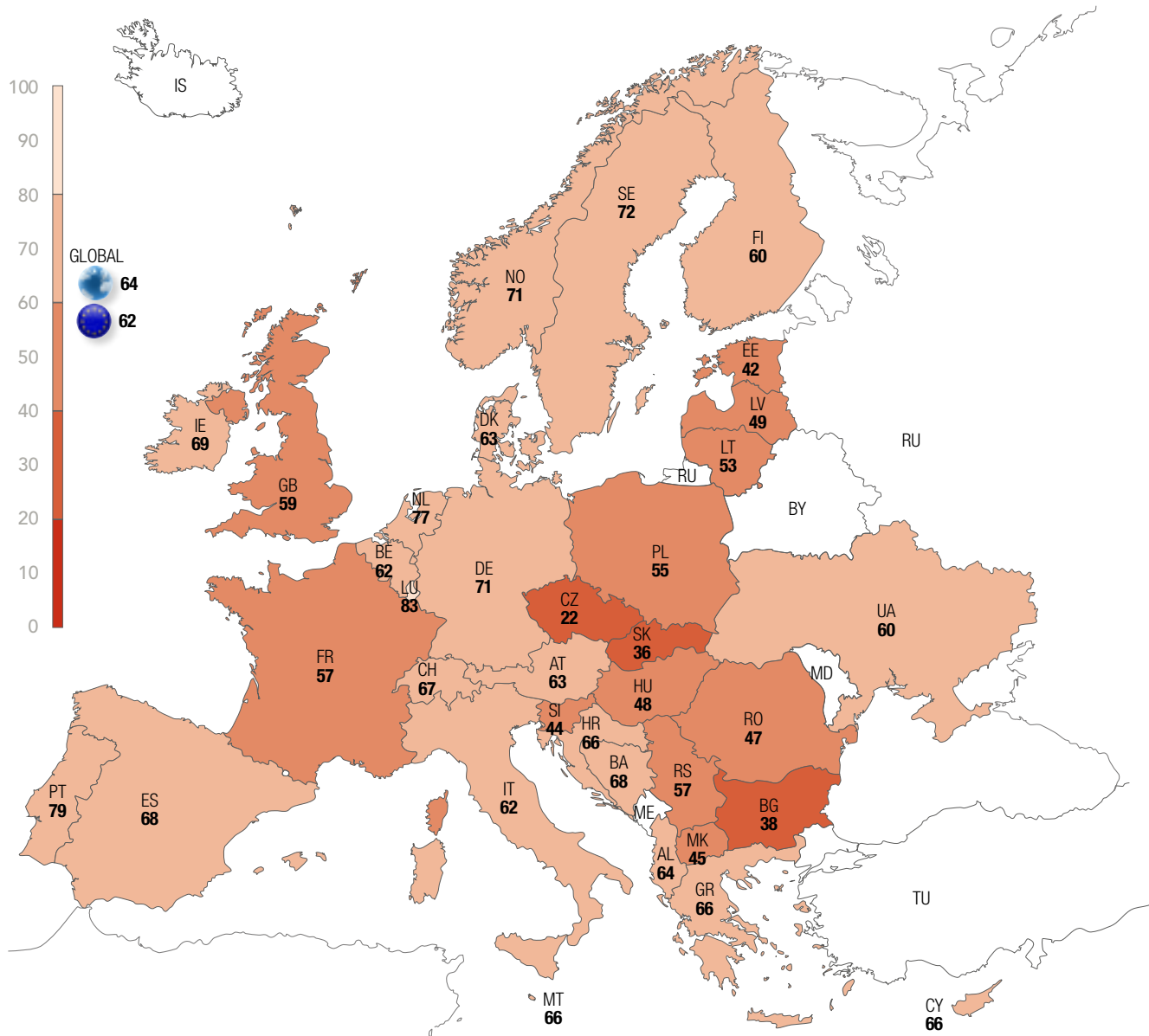
We first asked, "Regarding refugees, do you agree with the following statement: 'It is our duty to welcome refugees fleeing war and poverty into our country?'". Across all 42 democracies, nearly two-thirds of respondents (64%) agree with this statement. The existence of a truly European issue is immediately reflected in a narrowing of the gap, across the European Union, between those who say they agree that such a duty exists (62%) and those who do not (38%). Considering the eleven countries that joined the European Union after the collapse of communism<sup>1</sup>, we can see that majority opinion (53%) does not support such a duty: opposition to the principle of welcoming refugees reaches 78% in the Czech Republic, 64% in Slovakia, 62% in Bulgaria, 58% in Estonia, 56% in Slovenia, 53% in Romania, 52% in Hungary and 51% in Latvia. While in the minority, this opposition is still very strong in Lithuania (47%) and Poland (45%). On the doorstep of the European Union, it is also strong among Macedonians (55%), Serbs (43%) and Ukrainians (40%). But shared positions on this issue are not simply defined by the old border separating Western and Eastern Europe. A significant proportion of French respondents (43%) as well as British (41%) and Finns (40%) reject the principle of a duty to accept refugees. Outside Europe, there is also a high level of rejection in Israel (56%), Australia and Japan (48%).

Across the democratic world in this survey, support for this duty is more widespread among 18-34 year-olds (70%) than among those aged 60 and over (62%). This support becomes a minority opinion (49%) among those who view globalization as a threat. The link between the fear of globalization and opposition to the principle of accepting refugees is stronger in European democracies. As observed in the adjacent table, overall, this link increases with age. Conversely, in the EU, among those who fear globalization, the youngest are the most opposed to welcoming refugees.

1. The following countries fall into this category: Bulgaria, Croatia, Estonia, Hungary, Latvia, Lithuania, Poland, Czech Republic, Romania, Slovakia and Slovenia.

## “It is our duty to welcome refugees fleeing war and poverty into our country”

Total responses: “strongly agree” and “agree”



© Fondation pour l'innovation politique/International Republican Institute – 2019

Do you agree with the following statement regarding refugees: “It is our duty to welcome refugees fleeing war and poverty into our country”?	Globalization is a threat					
	Under 35 y.o.		35-59 y.o.		60 y.o. and over	
	GLOBAL	EU	GLOBAL	EU	GLOBAL	EU
Total responses: “strongly agree” and “agree”	61	46	46	48	44	51
Total responses: “strongly disagree” and “disagree”	39	54	54	52	56	49

© Fondation pour l'innovation politique/International Republican Institute – 2019

Note for the reader: In the democratic world, 61% of people aged under 35 y.o. who think globalization is a threat agree with the statement “It is our duty to welcome refugees fleeing war and poverty into our country”.

It is also interesting to note that, overall, respondents on the left are overwhelmingly in favor of letting refugees in (80%), whereas respondents on the right support doing so by only a small majority (53%). Everything indicates that overall in the democratic world as well as in the European Union, there exists a right wing which is hostile to the principle of welcoming refugees.

We can see a resonance between this right-wing opinion which opposes hosting refugees and a viewpoint rooted in protest politics. The link with fear or rejection of globalization is an initial indication. Other links can be identified by observing the relationship with a series of opinions, either negative or critical, about the democratic system, presented in the table below.

	GLOBAL	EU	GLOBAL	EU
	<b>Would you say that democracy in your country works...</b>			
	Total responses: "very well" and "well"		Total responses: "very poorly" and "poorly"	
<b>It is our duty</b> to welcome refugees into our country*	66	71	61	52
<b>It is not our duty</b> to welcome refugees into our country**	34	29	39	48
	<b>In today's society do you feel that you are free to express yourself?</b>			
	Total responses: "entirely" and "mostly"		Total responses: "not at all" and "mostly not"	
<b>It is our duty</b> to welcome refugees into our country*	67	69	56	49
<b>It is not our duty</b> to welcome refugees into our country**	33	31	44	51
	<b>Which of the following opinions best aligns with your views?</b>			
	Voting is worthwhile because elections can make a difference		Voting is pointless because politicians do not care about the will of the people	
<b>It is our duty</b> to welcome refugees into our country*	67	68	55	49
<b>It is not our duty</b> to welcome refugees into our country**	33	32	45	51
	<b>Generally speaking, would you say that...</b>			
	There is no substitute for the democratic system, it is the best possible system		Other political systems might be just as good as the democratic system	
<b>It is our duty</b> to welcome refugees into our country*	67	69	56	46
<b>It is not our duty</b> to welcome refugees into our country**	33	31	44	54

© Fondation pour l'innovation politique/International Republican Institute – 2019

\* Total of "strongly agree" and "agree" responses to the question "Do you agree with the following statement regarding refugees: 'It is our duty to welcome refugees fleeing war and poverty into our country?'".

\*\* Total of "strongly disagree" and "disagree" responses to the question "Do you agree with the following statement regarding refugees: 'It is our duty to welcome refugees fleeing war and poverty into our country?'".

**Note for the reader:** In the democratic world surveyed, among those who consider that democracy works well in their country, 66% agree with the following statement: "It is our duty to welcome refugees fleeing war and poverty into our country".



It can be seen that, on the whole, negative, suspicious or critical judgements of democracy and its functioning are linked to the more marked rejection of a policy of welcoming refugees. In Europe, these mechanisms play out in the same way, but with greater force. Protest positions are linked to the rejection of a duty to let refugees in. Without being able to distinguish cause from effect, a link appears to exist between respondents' opinions on welcoming refugees and their opinion on the functioning of democracy, supporting the idea of an atmosphere conducive to populism observed in the European area.

## EUROPEAN PUBLIC OPINION AND THE REASONS FOR NOT ACCEPTING REFUGEES

As we have seen, while the idea of a duty to welcome refugees is supported by public opinion, its extent varies depending on the democracy considered and according to the opinion expressed by the respondents on their democracy and its functioning. The reasons for not welcoming refugees are sometimes approved by huge majorities. With the question "For each of the following statements, please indicate whether you strongly agree, agree, disagree or strongly disagree?", we provided a series of statements corresponding to reasons not to accept refugees in order to assess respondents' opinions.

### We cannot let in more refugees because...

Total responses: "strongly agree" and "agree"

	GLOBAL	EU	Former communist bloc countries members of the EU
We <b>do not share the same values</b> and that makes it hard to live alongside one another	42	53	62
They bring an increased <b>risk of terrorism</b> into our country	52	57	72
They bring an increased <b>risk of crime</b>	52	61	72
That would harm <b>the country's economy</b>	52	61	64

© Fondation pour l'innovation politique/International Republican Institute – 2019

For each of the four reasons proposed, there is a significant difference between overall opinion across the 42 democracies and European opinion within the 27 countries of the European Union (EU). As we can see, European opinion is more broadly in agreement on the reasons for not accepting refugees than overall opinion. One of these reasons, that of conflicts of values and problems with coexistence, is rejected by overall opinion (58%) but endorsed by European opinion (53%), underlining the importance of this topic in the European democratic arena and its unique character when compared to the democratic world as a whole. Features of European opinion are evident in all eleven European Union democracies that were formerly members of the communist bloc, although here they are much more strongly affirmed.

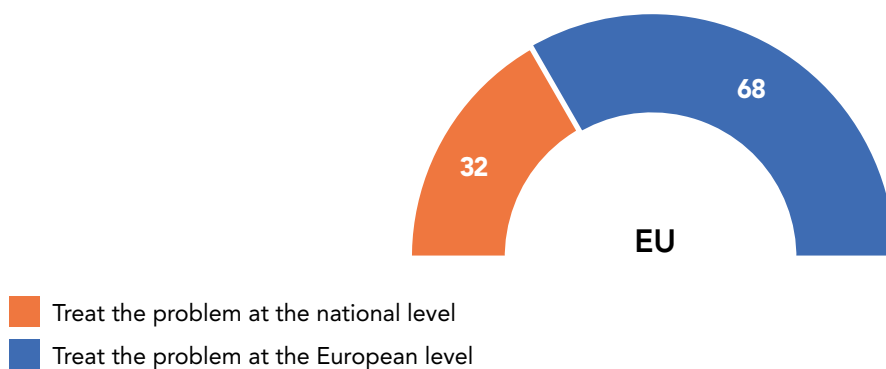
Concern about differences in values, however, is not the sole preserve of citizens of the European Union. Nearly half of the Swiss (49%) also see this risk of difficult cohabitation as a reason not to welcome refugees. They also share the fear of an increase in crime (57%) and economic problems for the country (52%). But outside Europe, as far as the issue of values is concerned, this fear is a majority position among the Israelis, Japanese (53%) and Australians (51%). The fear of terrorism is highly present among the Americans (52%), British and Israelis (55%), but also among the Australians (61%) and the Japanese (65%). The idea of a risk of crime is also held by the British (52%), Australians (56%) and Israelis (68%). Furthermore, economic risk is a reason for rejection shared by a majority in almost all the European Union countries, with the exception of Ireland (35%), Luxembourg (36%), Germany (44%) and Portugal (47%). Citizens of equally rich countries, the British nevertheless share this reason for rejection (51%) not only with the Europeans but also with the Australians (54%) and the Japanese (55%).

## EUROPEANS WANT IMMIGRATION TO BE DEALT WITH AT THE EU LEVEL

On a theoretical level, the case of refugees should be distinguished from immigration. The idea of refugees evokes exceptional and temporary circumstances. The reasons for their flight may end and the refugees may return to their home countries, as most of them would like to do. In contrast, the idea of immigration evokes a structural phenomenon, made up of influxes that may vary in scale but are ongoing and which open, for newcomers, the possibility of long-term or even permanent settlement. A majority (61%) concern about immigration across the democratic world has already been noted. In the European Union, this concern is even more widespread (69%). In the 11 formerly-communist Member States of the European Union, it is shared by 73% of respondents. Aside from these countries, where it is growing considerably, concern about immigration is particularly high in Spain (72%), Italy (74%), Belgium (77%), Cyprus (82%), Malta (87%), Greece (88%), but also in the Western Balkan EU candidate countries of Serbia (70%), Bosnia and Herzegovina (73%), Albania (78%) and North Macedonia (87%).

The option of choosing whether immigration problems are dealt with at a national or supranational level is only available to citizens of the European Union.

### Concerning immigration, the best solution is to...



© Fondation pour l'innovation politique/International Republican Institute – 2019

This preference increases to 72% of respondents if we consider only the 16 countries of former Western Europe<sup>2</sup>. By contrast, the average found across the 11 former communist countries<sup>3</sup> still shows a preference for governance at the EU level (55%) rather than at the national level (45%), but the gap is narrower.

In this former Eastern Europe, the gap is even smaller if we consider the opinion of the youngest respondents: those aged under 35 are more likely to want immigration to be dealt with at the national level (49%), while those aged 60 and older want the European Union to take the lead (58%).

However, once again, with regard to immigration, the intra-European split does not fall entirely along old political divisions. In the West, some countries more than others face major immigration management problems. It is striking to note that public opinion there is even more in favor of European management of the issue: this is the case, for example, among the French (68%), Belgians (75%), Greeks (79%), Spaniards (83%) and Italians (86%), who have seen their political system shaken up and even fractured by the seriousness of this issue.

2. The following countries fall into this category: Austria, Belgium, Cyprus, Denmark, Finland, France, Germany, Greece, Ireland, Italy, Luxembourg, Malta, Netherlands, Portugal, Spain and Sweden.

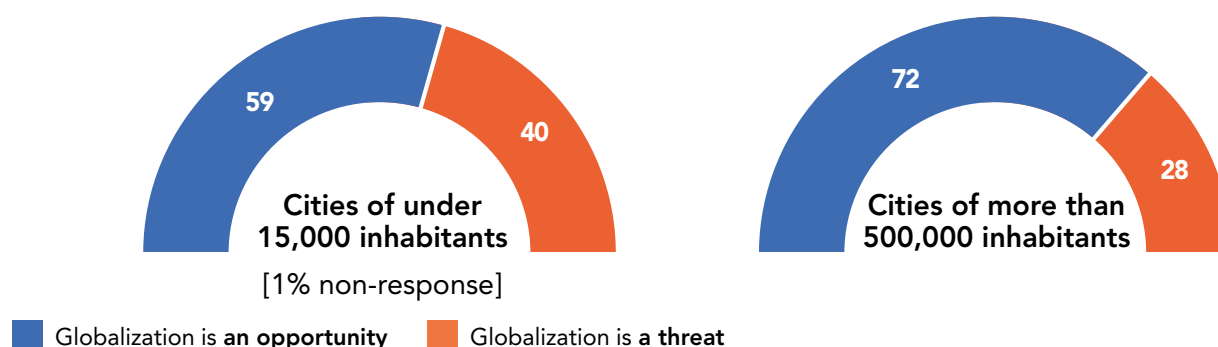
3. The following countries fall into this category: Bulgaria, Croatia, Estonia, Hungary, Latvia, Lithuania, Poland, Czech Republic, Romania, Slovakia and Slovenia.

# TERRITORIES IN GLOBALIZATION: THE METROPOLIS AND ITS SURROUNDINGS

VICTOR DELAGE

The social and spatial structure of territories varies considerably from one state to another. In an era of globalization, national territories are experiencing significant phenomena of expansion and contraction between, on the one hand, major metropolises, the new engines of the world, and, on the other hand, peripheral zones, comprising smaller cities, including medium and small towns, as well as rural areas, which often feel isolated from the new workings of the world. In our survey, across all 42 democracies studied, the perception of globalization varies according to a distinct territorial divide: 40% of the people surveyed living in communities with fewer than 15,000 inhabitants consider globalization a threat, whereas this fear is shared by less than a third (28%) of people living in cities with 500,000 inhabitants and more, which we will refer to below as "metropolises".

Which of the following statements is the closest to your personal opinion?



© Fondation pour l'innovation politique/International Republican Institute – 2019

## METROPOLITAN RESIDENTS ARE CONCERNED ABOUT THEIR STANDARD OF LIVING

Nevertheless, with regard to the results, it is necessary to qualify the idea, often put forward, that the territorial divide is built on the feeling that the rural world has been abandoned, particularly with regard to access to employment or public services. Unemployment is a major concern (69%) among people living in small towns and rural territories (communities with less than 15,000 inhabitants), but it is more widespread (72%) in metropolises (cities with more than 500,000 inhabitants). We find the same small or, more often than not, practically non-existent gaps when we ask the question "On each of the following subjects, please indicate whether you are very worried, worried, not very worried or not worried at all" about diminished purchasing power, the funding of social programs (retirement benefits, healthcare, etc.), social inequality, and also the economic crisis, government debt and deficits.

Indicate whether you are worried or not about each of the following topics

Total responses: "very worried" and "worried"

	Cities of under 15,000 inhabitants	Cities of 15,001 to 100,000 inhabitants	Cities of 100,001 to 500,000 inhabitants	Cities of more than 500,000 inhabitants	GLOBAL
Unemployment	69	71	72	72	71
Diminished purchasing power	73	72	74	74	73
Funding of social programs	86	88	88	89	87
Social inequality	78	80	81	81	80
Economic crisis	77	79	81	80	79
Government debt and deficits	77	77	81	80	79

© Fondation pour l'innovation politique/International Republican Institute – 2019

## IN CONTRAST, THE FEELING OF A THREAT TO LIFESTYLE IS MORE PRONOUNCED OUTSIDE METROPOLISES

Faced with the revolution of globalization and the demographic ageing of democracies, our survey shows that the first territorial divide forms around a sense of identity-based discontent, which is more prevalent among citizens of small towns and rural territories than among metropolitan populations. The fear caused by immigration, which is evident throughout a democratic world faced with unprecedented and ongoing influxes of migration, is more widespread outside metropolises (66%) than in cities with more than 500,000 inhabitants (56%). It should be noted that in cities with fewer than 15,000 inhabitants, the principle of accepting refugees generates a little less support (60%) than in metropolises (65%). Outside metropolises, the reasons for not accepting refugees are more widely shared. Here, the territorial differences are more marked.

### We cannot let in more refugees because...

Total responses: "strongly agree" and "agree"

	Cities of under 15,000 inhabitants	Cities of 15,001 to 100,000 inhabitants	Cities of 100,001 to 500,000 inhabitants	Cities of more than 500,000 inhabitants	GLOBAL
That would harm <b>the country's economy</b>	56	52	50	47	52
They bring an increased <b>risk of crime</b>	57	52	49	47	52
They bring an increased <b>risk of terrorism</b> into our country	57	52	49	46	52
We <b>do not share the same values</b> and that makes it hard to live alongside one another	47	42	40	39	42

© Fondation pour l'innovation politique/International Republican Institute – 2019

The fear aroused by a difference in values is particularly apparent in opinions on Islam. Islam causes more concern among the populations of cities with less than 15,000 inhabitants (65%) than among those of metropolises (57%). Similarly, to the question "Most of the time, how do you react when you learn that someone is Muslim?", 28% of people living in communities with fewer than 15,000 inhabitants say they react negatively, compared to 22% for residents of cities with more than 500,000 inhabitants.

## THE TEMPTATION OF AUTHORITARIANISM IS MORE PRONOUNCED IN SMALL AND MEDIUM-SIZED COMMUNITIES

The second great divide between the metropolitan world and its surroundings involves opinions on democracy itself. More than a third (35%) of respondents living in communities with less than 15,000 inhabitants feel that "other political systems might be just as good as the democratic system" versus 30% in metropolises. Furthermore, the idea of "being led by a strongman who does not have to worry about Parliament or elections" is accepted by more people in communities with less than 15,000 inhabitants (34%) than in metropolises (29%).

It is as if citizens living outside of the major decision-making centers, the metropolises, have distanced themselves from politics. Here we can see a significant difference between the two worlds: outside metropolises, citizens say they are less interested in politics (54% among people living in communities with fewer than 15,000 inhabitants, compared to 62% for metropolises). They express the same level of mistrust towards the major national democratic institutions when it comes to the government (63% versus 66%), Parliament (57% versus 61%) and the judicial system (43% versus 44%). However, outside metropolises, trust is higher when it comes to the police (73% versus 65%), the armed forces (74% versus 68%) or schools (76% versus 74%).

## GLOBALIZATION, TERRITORIES AND INNOVATION

The Internet and technological innovations should be partially able to compensate for the handicap of size and distance that the peripheral zones suffer from compared to large urban centers, but here again it is the cities that see this as an opportunity. Indeed, trust in technological innovations and in the Internet is the third point of support for the territorial divide that can be observed in our survey. Citizens living outside the metropolises are more concerned about the negative consequences of technological and scientific discoveries: 13% of inhabitants of communities with less than 15,000 inhabitants consider the latter harmful to freedoms (compared to 9% in metropolitan areas), 17% consider them bad for employment (compared to 11%), 8% see them as harmful for health (compared to 6%) and 19% for social relations (compared to 14%).

These figures can be explained, at least in part, by the concentration of economic activities and centers of innovation in large urban centers, which is one of the consequences of globalization. The respondents who offer the most positive opinions on the effects of the Internet and social networks are also those who live in cities, where the best transport infrastructures and communications networks are found.

### The Internet and social media...

Response: "agree"

	Cities of under 15,000 inhabitants	Cities of 15,001 to 100,000 inhabitants	Cities of 100,001 to 500,000 inhabitants	Cities of more than 500,000 inhabitants	GLOBAL
Are good because <b>they help people to express themselves more freely</b>	70	73	76	76	74
Are good because <b>they offer people the possibility to get informed by themselves</b>	82	84	85	85	84
Are good because <b>they help you meet new people</b>	73	76	76	77	75
Are bad because <b>they give others (businesses, governments, friends and family) too much information about our personal lives</b>	71	68	65	62	67
Are bad because <b>they facilitate the spread of false information</b>	76	74	71	68	72
Are bad because <b>they encourage us to communicate exclusively with those who share our views</b>	36	35	31	31	34

© Fondation pour l'innovation politique/International Republican Institute – 2019

# ISLAM CAUSES CONCERNS

DOMINIQUE REYNIÉ

Across all 42 countries surveyed, six out of ten people (60%) consider Islam to be a source of concern, alongside pollution (85%), the crisis of funding for the welfare state (87%), crime (85%), political extremism (83%), social inequality (80%), terrorism (80%), economic crisis (79%), government debt and deficits (79%), diminished purchasing power (73%), war (71%), unemployment (71%), and immigration (61%). There are two things to note here: concern about Islam is widely prevalent, but it is not the main worry. However, compared to other causes of concern proposed, it is not easy for people to express their worries about Islam. Nor is it an issue that can easily be placed on the same level as the other proposed areas of concern. That being said, the data on this issue are particularly important if we want to look at the reasons for the democratic crisis, particularly in the European democratic world.

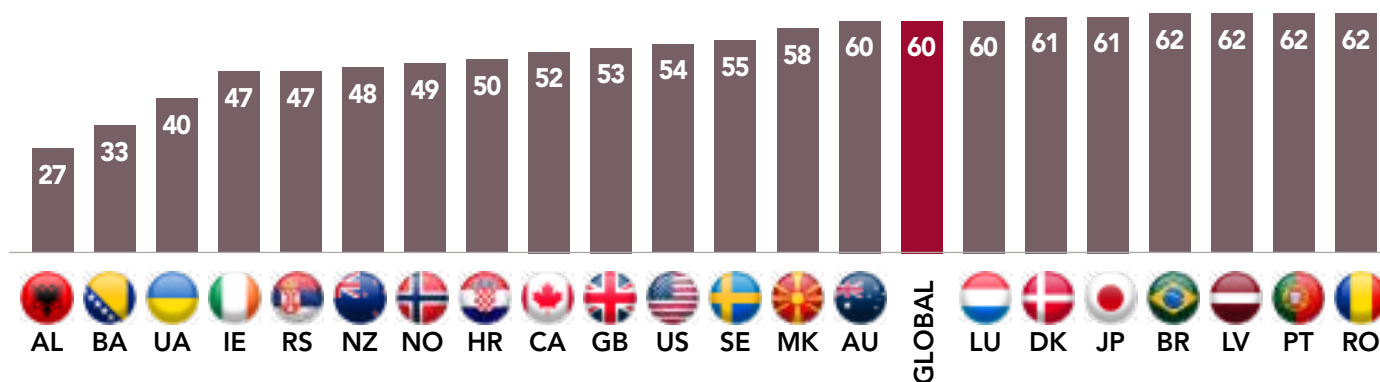
At the European Union level, according to the responses to the list of concerns, the level of worry about Islam appears to be higher (68%) than across the whole democratic world studied in our survey (60%). It is close to the level in Switzerland (66%), and lower than levels recorded elsewhere, in Israel (76%) for example. However, concern about Islam is much more widespread among citizens of the European Union than in Brazil (62%), Japan (61%), Australia (60%), the United States (54%), the United Kingdom (53%) and Canada (52%). In most countries, more than one in two respondents state that Islam is a cause for concern. This sentiment is the minority position in only a few of the countries surveyed: Norway (49%), New Zealand (48%), Serbia (47%), Ireland (47%), Ukraine (40%), and, of course, Bosnia and Herzegovina (33%) and Albania (27%), two countries with a high proportion of Muslim citizens.

## CONCERN ABOUT ISLAM IS STRONGER IN EUROPE'S DEMOCRACIES

We know that Europe is increasingly being tested by the issue of Islam, for powerful geographical, historical and demographic reasons. Its geography makes it difficult to control and regulate migration, and immigration to Europe comes primarily from Muslim countries. Europeans are increasingly coming into contact with Islam, and the intensification of this relationship is giving rise to intercultural conflicts, tensions over values, and a return to religious faith, including in the political arenas of countries that have long been secular. Terrorism and crime are areas of concern that public opinion tends to associate with Islam and are most often linked to controversy over immigration. This is reflected in the opinion expressed in our survey: knowing that a

### About Islam, indicate whether you are worried or not

Total responses: "very worried" and "worried"



© Fondation pour l'innovation politique/International Republican Institute – 2019

person is Muslim elicits a negative reaction among 26% of all respondents in the 42 democracies studied, but this reaction is found among almost one third (31%) of respondents in the European Union, and 37% across the 11 post-communist Member States. No other religion causes such a level of negative sentiment: 7% of those interviewed tell us that they have a negative reaction when they learn that a person is Jewish (8% in the European Union and 11% in the 11 formerly communist countries), 6% when they learn that a person is Catholic (7% in the European Union), 6% when they learn that they are Protestant (5% in the European Union), 6% if they are Orthodox (6% in the European Union) and 13% in the case of atheists (7% in the European Union, a significant difference of 6 points). It should be noted that among those interviewed who respond negatively to the news that a person is Jewish, 78% expressed concern about Islam.

Among European Union citizens, the profile of those worried about Islam is clear, although it must not lead us to forget that this fear is a majority position (68%), whatever category or criterion is chosen. Thus, women are certainly more worried (69%), but two-thirds of men (66%) share this concern. Similarly, while those aged 60 and over are more worried (75%), a large majority of young people aged 18 to 34 share their concern (58%). While skilled workers (74%) are more worried than the average, senior executives are not so different (64%).

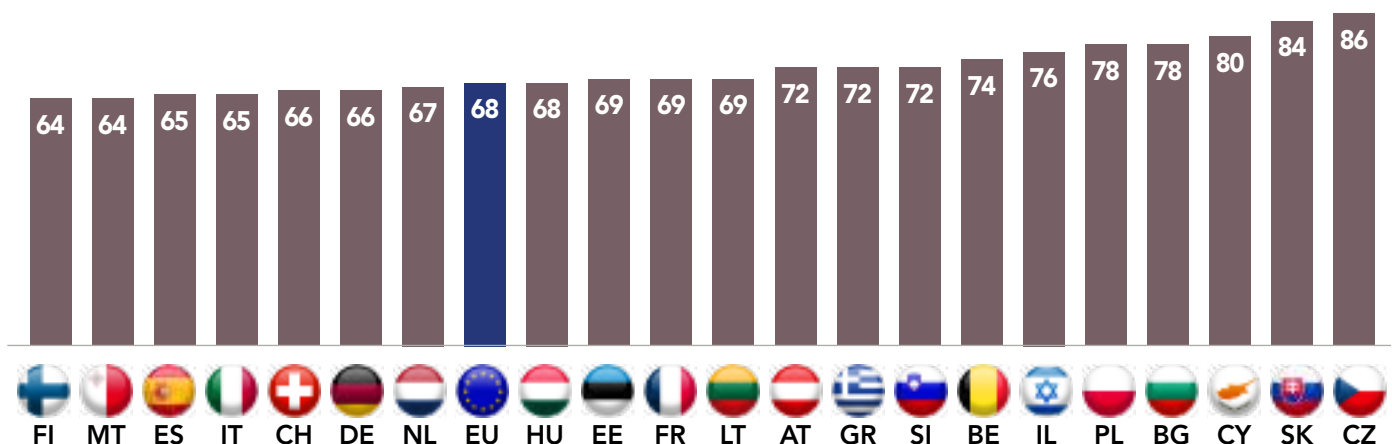
## FEAR OF ISLAM TESTS DEMOCRACY

In the European Union, the sociopolitical contours of the fear of Islam reveal a growing political universe. The facts are that this fear is much more widespread among right-wing voters (81%) than among left-wing voters (53%), among those for whom globalization is seen as a threat (78%) than among those who see it as an opportunity (60%), and among those who “prefer more order even if it means less freedom” (75%) than among those who say they “prefer more freedom even if it causes less order” (56%). Fear of Islam is also more widespread among respondents who believe that democracy in their country is not working well (72%) than among those who believe it is working well (64%), and among those for whom voting seems useless (73%) than among those who consider it useful (65%). Furthermore, in line with the “authoritarian personality” model presented by Theodor Adorno<sup>1</sup>, fear of Islam is more widespread among those who support the death penalty (79%) than among those who oppose it (59%).

The fact that this feeling is so widespread in European democracies reflects their right-wing tendencies, both in the sense that the proportion of Europeans who take a right-wing position is constantly increasing, and in the sense that right-wing Europeans are tending to move further to the right. Fear of Islam is one of the main drivers of political developments in the European area in general and in the European Union specifically. This is, of course, one of the main causes of the populist surge, to the detriment of establishment political parties and, more specifically, to the detriment of those on the left.

### About Islam, indicate whether you are worried or not (continued)

Total responses: “very worried” and “worried”



© Fondation pour l’innovation politique/International Republican Institute – 2019

1. See Theodor W. Adorno, *Études sur la personnalité autoritaire*, Allia, 2007.

# RELIGION: TOLERANCE AND TENSIONS

VICTOR DELAGE

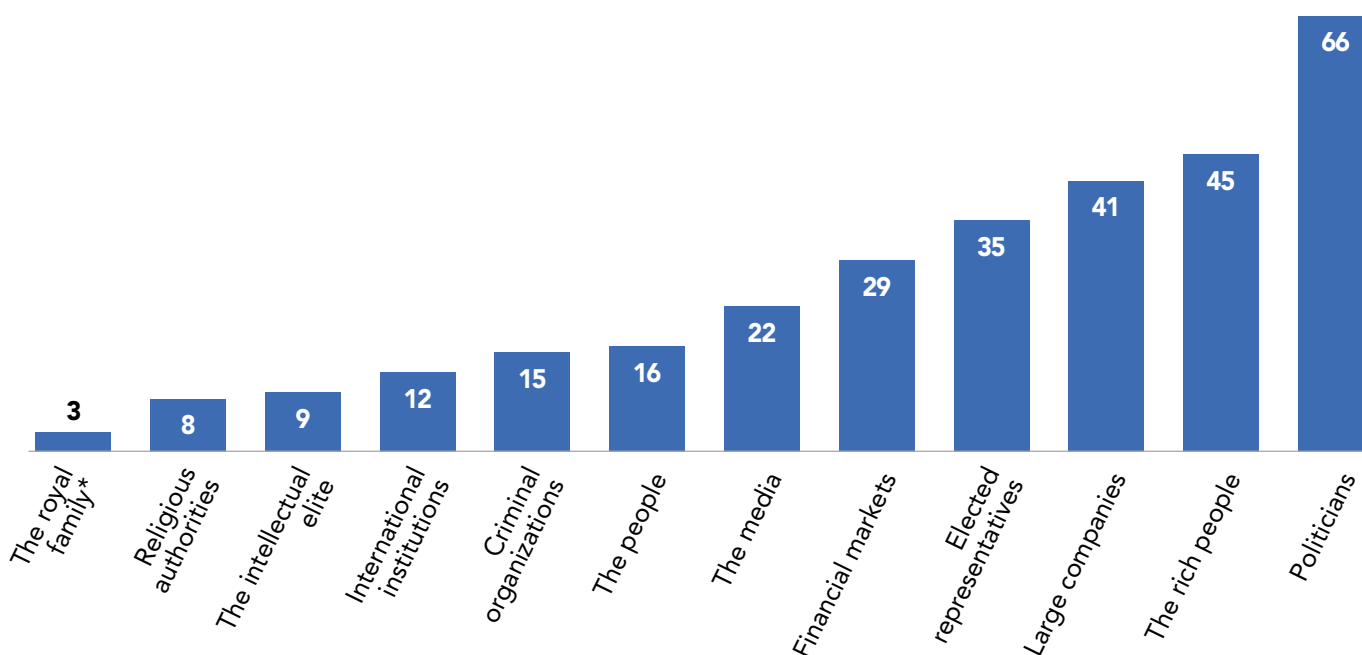
Although it has its limits, this survey allows us to observe the place of religion in democratic societies and the role it plays in public discourse. Clearly, globalization and migratory phenomena are redefining the role of religions in the democratic world. Globalization promotes a new visibility of the range of religions; moreover, the globalization of public space and migratory phenomena involve an affirmation of religious affiliations and the identities that proclaim them. At the very least in response to this new trend, democratic political cultures can be led to redefine the forms and intensity of secularization.

We have asked a series of questions relating to religious tolerance, power and trust in religious institutions. It should be specified from the beginning that the notions of religion and spirituality have different meanings for different respondents, for at least two reasons: firstly, a proportion of respondents recorded as belonging to a religion may state that they are faithful but not perceive themselves as “religious people”, and secondly, people who state that they are atheists, in other words that they do not believe in a god, sometimes do not differentiate between this position and being agnostic, i.e. not being able to decide for themselves whether or not a god exists.

## CLEAR SECULARIZATION: RELIGIOUS INSTITUTIONS ARE NOT ASSOCIATED WITH POWER...

The religious institutions are not associated with power. When asked about who holds the most power in their country, only 8% of respondents cited “religious authorities” among the three categories they were invited to nominate, far behind “politicians” (66%), “the rich people” (45%), and “big companies” (41%). We note that this figure refers to the total number of selections, whether religion was cited “first”, “second” or “third” in power.

Which of the following categories holds the most power in your country?



\* Option proposed in parliamentary monarchies only.

© Fondation pour l'innovation politique/International Republican Institute – 2019

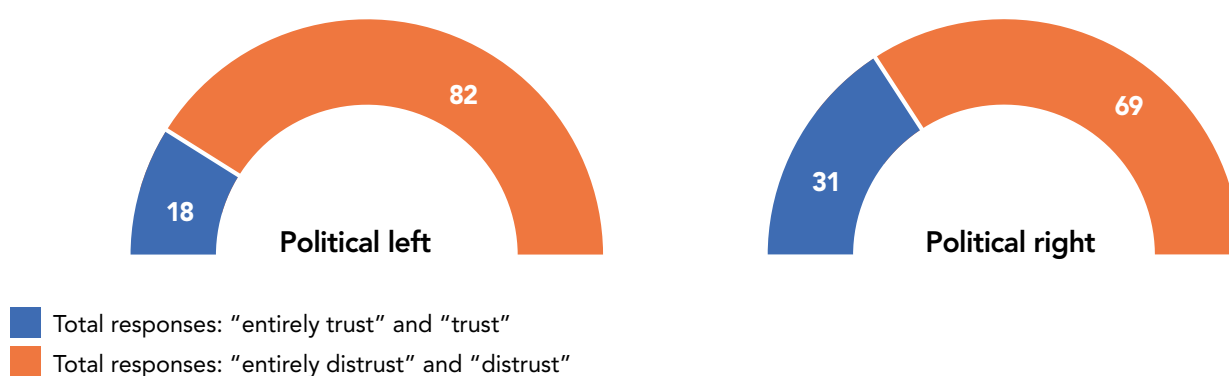


In countries where Catholicism is reflected in the state ideology, the religious authorities are seen as holding power. The Polish (42%), Croatians (38%) and, to a lesser extent, Italians (15%) thus place the religious authorities among the three most powerful categories in their country. The same applies to the predominantly Orthodox European countries, with 38% of Cypriots, 23% of Greeks and 16% of Romanians regarding the religious authorities as holders of power. Outside Europe, only the Israelis (35%) stand out from the rest of the democratic world studied.

## ...BUT THEY AROUSE A GREAT DEAL OF MISTRUST

Although the religious institutions have little or no association with power, the distrust they arouse among citizens is, in contrast, very marked in all 42 democracies: almost two-thirds (64%) of respondents say they do not trust the religious authorities. Those who claim to be atheist state unanimously (92%) that they do not trust them, as do agnostics (76%). Among monotheistic believers, Muslims (52%) express the greatest mistrust of religious authorities, followed by Christians (45%) and Jews (41%). Across the 42 democracies, trust in the religious authorities is a majority opinion in just six countries: Malta (61%), the United States (60%), Bosnia and Herzegovina (58%), North Macedonia (56%), Cyprus (54%), and Albania (53%).

### Trust in religious authorities



© Fondation pour l'innovation politique/International Republican Institute – 2019

## WHILE MISTRUST DOES NOT AFFECT TOLERANCE, ISLAM CAUSES CONCERN

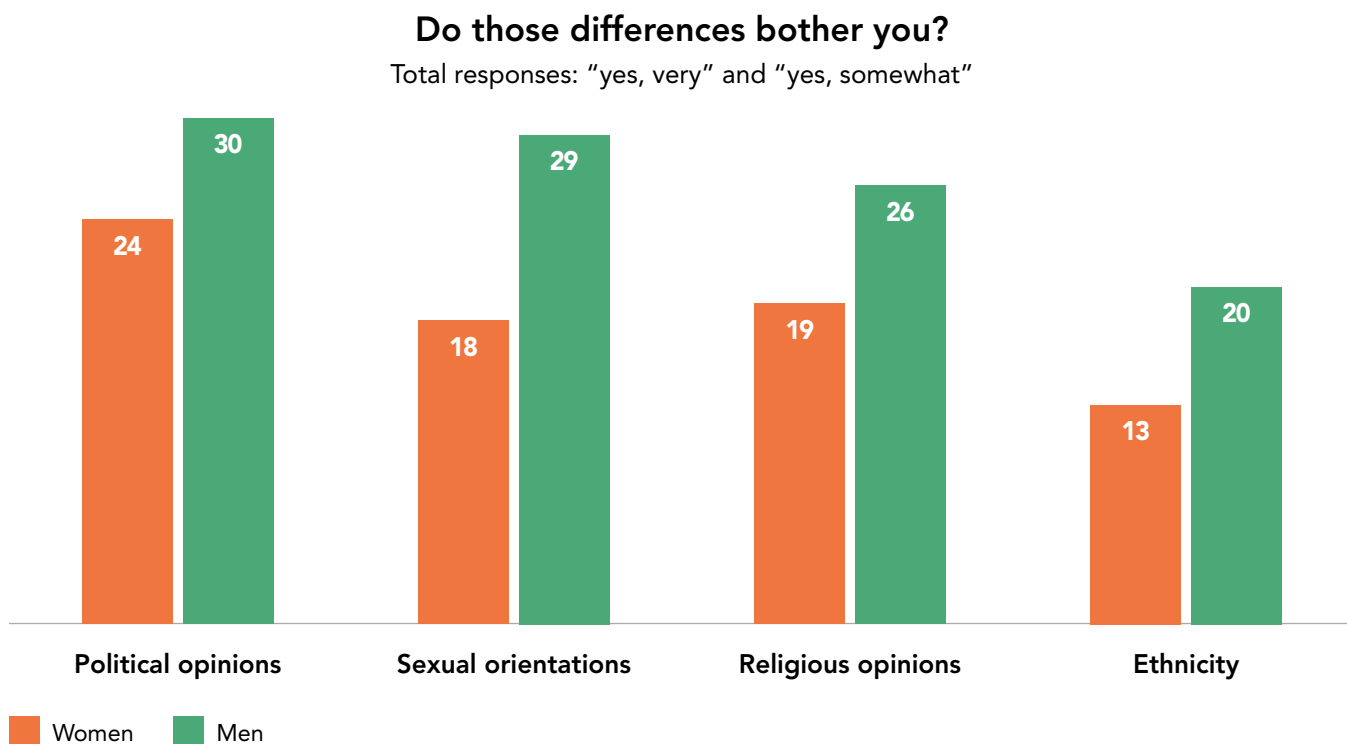
Tolerance towards religion is notable. A large majority of respondents state that "religious opinions that are different" from their own do not bother them (78%). We note, however, that in six democracies, over a third of respondents consider themselves to be bothered by "different religious opinions": this is the case among New Zealanders (33%), Bulgarians (34%), Danes (35%), Israelis (35%), the Japanese (35%) and Swedes (40%).

Democratic societies remain tolerant of religion and religious diversity. The intolerance expressed by those who say they react negatively when they learn that a person is Jewish or Shinto (7%), Catholic, Protestant, Orthodox (6%) or Buddhist (5%) is, on the whole, very much a minority position. For these religions, it can even be argued that indifference prevails. On the other hand, a quarter of respondents (26%) say they have a negative reaction when they learn that a person is Muslim, with significant differences depending on the country. In fourteen countries, over a third of respondents reported that they have a negative reaction towards Muslims, a position held specifically by the Czechs (63%), Slovaks (49%), Finns (45%), Poles (43%), Austrians (42%), Belgians (39%), Estonians (39%), Latvians (38%), Swiss (37%), Israelis (35%), Danes and Australians (34%), Germans and Norwegians (33%). This negative image of the Muslim religion in the democratic world is confirmed by the concern that Islam arouses among citizens: across all the democracies studied, a large majority of those surveyed (60%) say they are concerned about Islam. This concern is even more pronounced in Europe: around two-thirds (68%) of Europeans express concern about Islam, an increase of 11 points compared to our 2017 survey (57%).

# TOLERANCE, CONDITION OF A FREE SOCIETY: RELIGIOUS OPINIONS, SEXUAL ORIENTATIONS, POLITICAL OPINIONS, ETHNICITY

KATHERINE HAMILTON

On average, of the 42 democracies surveyed, respondents are largely tolerant. It is in regard to those with “different political opinions” that respondents are the most intransigent, with 27% declaring that they bother them. By comparison, 23% of respondents claim being bothered by people with “different sexual orientations”, 22% are bothered by people with “different religious opinions”, and lastly, less than one-fifth (16%) of interviewees claim to be bothered by people of a “different ethnicity” than their own.



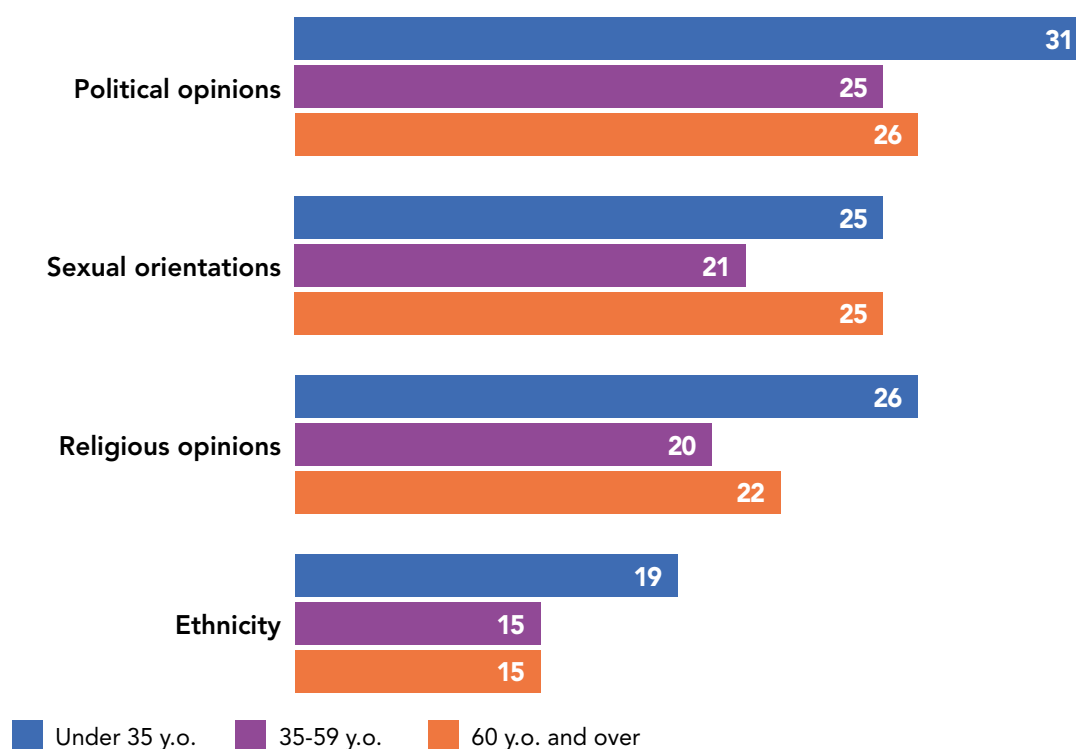
© Fondation pour l'innovation politique/International Republican Institute – 2019

Regarding respondents' tolerance towards those with differing political opinions, the most intolerant populations are Israel (35%), Austria (36%), Sweden (36%), Japan (36%), and Ukraine (38%). Correspondingly, the majority of these democracies have recently experienced a surge in right-wing populism that could illustrate this phenomenon of polarization. In Germany, the far-right party (Alternative for Germany) entered the German parliament in September 2017 for the first time and is now the main opposition in the Bundestag. In Austria, in October 2017, Federal Chancellor Sebastian Kurz of the ÖVP (Austrian People's Party) won the legislative elections before forming a coalition with the country's far-right FPÖ (Freedom Party of Austria). One year later, in November 2018, Sweden had great difficulty forming a government in an active effort to avoid entering a coalition with the right-wing Sweden Democrats before finding the solution in a government based on a broad coalition, the failure of which would become particularly perilous.

In the European Union, 20% of respondents claim to be bothered by those with “different sexual orientations” than their own, though divergent opinions separate Europe in two. On the one hand, the former Western Europe<sup>1</sup> appears more tolerant: on average, 16% of respondents from Western Europe declare to be bothered by people with different sexual orientations. Within this group, the Spanish (12%), Dutch (13%), and Swedes (14%) are the most tolerant in this regard. However, in former communist Member States<sup>2</sup>, the proportion of those who claim to be bothered by people with a different sexual orientation rises to nearly one-third of respondents (31%). Indeed, we find significantly high percentages of citizens bothered by those of a different sexual orientation in Poland (30%), Hungary (31%), Slovakia (34%), Romania (37%), Estonia (37%), Latvia (40%), Lithuania (43%), and Bulgaria (43%). These figures remain significant in the Balkan states such as Serbia (33%), Albania (37%), Bosnia and Herzegovina (44%), and North Macedonia (46%). Lastly, this is not an exclusively European issue: other high percentages of those bothered by people of a different sexual orientation are found in democracies such as Israel (28%), the US (28%), and Japan (29%).

### Do those differences bother you?

Total responses: “yes, very” and “yes, somewhat”



© Fondation pour l’innovation politique/International Republican Institute – 2019

Of the surveyed populations, those most bothered by people with differing religious opinions are New Zealanders (33%), Bulgarians (34%), Danes (35%), Israelis (35%), the Japanese (35%), and Swedes (40%). The Swedish case is notable: 44% of those who are 60 years old and over are bothered by those with “different religious opinions”, representing a stark 13-point contrast with those who are 35 years old and younger (31%). Interestingly, this number also greatly increases among senior executives (52%) and skilled workers (49%) and also for those on the right end of the political spectrum (49%) versus those on the left (28%). Markedly, of the Swedes bothered by those with different religious opinions, 55% also view globalization as a threat and believe their standard of living has gotten worse over the years (47%).

Considering respondents most bothered by people of a “different ethnicity” than their own, Bulgarians rank the highest (35%) while Croatia (7%), Serbia (7%), and Brazil (4%) rank the lowest.

1. The following countries fall into this category: Austria, Belgium, Cyprus, Denmark, Finland, France, Germany, Greece, Ireland, Italy, Luxembourg, Malta, the Netherlands, Portugal, Spain and Sweden.

2. The following countries fall into this category: Bulgaria, Croatia, Czech Republic, Estonia, Hungary, Latvia, Lithuania, Poland, Romania, Slovakia and Slovenia.

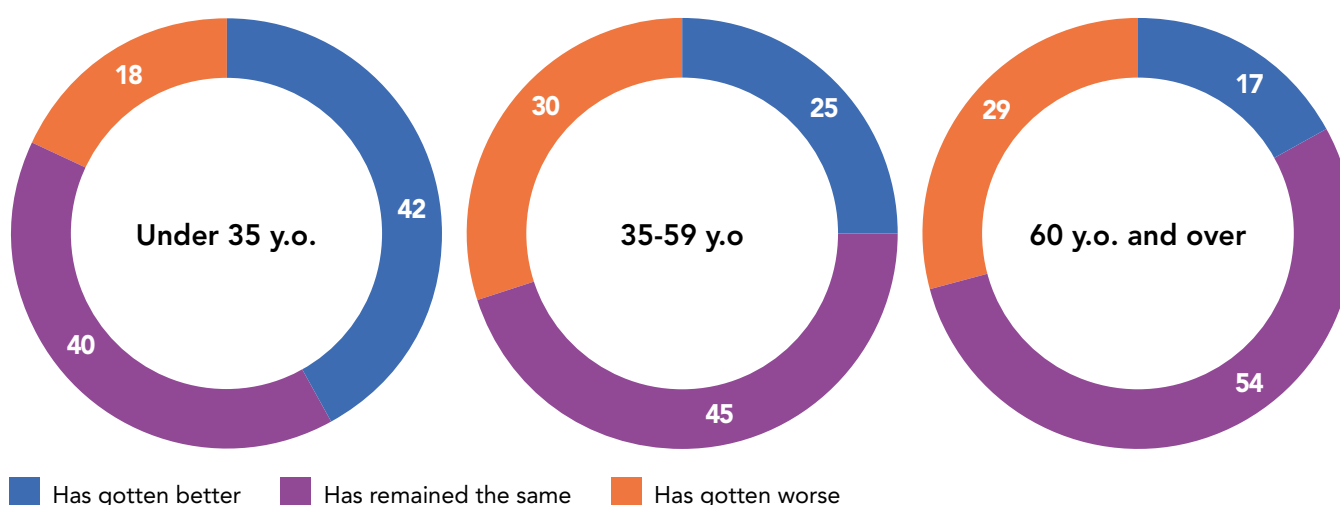
# FROM SOCIAL INEQUALITIES TO SOCIAL POLARIZATION: WHAT GLOBALIZATION DOES TO DEMOCRACIES

AMINATA KONE

Many choices concerning the political organization of a society are based on issues related to the distribution of wealth and power. What is considered fair and how can injustices be remedied when they are identified? How resources, benefits, and opportunities are shared affects people's perception of their standard of living, their place in society and their faith in the future, as well as their support for the political system. Our survey sheds light on the perception of disparities and the profile of those who see themselves as losers or winners in the global system.

First, we note that while almost half of respondents (46%) consider their standard of living to have remained stable in recent years, the other half (54%) is made up of two highly distinct groups: those who believe their standard of living has improved (28%) and those who believe it has deteriorated (26%). While there is no noticeable difference in perception depending on gender, there are differences according to the age and profession of the person interviewed. Thus, those under 35 are the most satisfied with the evolution of their standard of living: 42% believe it has improved, compared to 25% in the 35-59 age group and 17% in the 60-and-over age group.

**In the past few years, generally speaking, do you feel that your standard of living...**



© Fondation pour l'innovation politique/International Republican Institute – 2019

The 18-34 age group corresponds to the start of working life and initial professional development, so it is therefore understandable that some individuals in this age group may feel that their standard of living is improving. However, this generational difference is accompanied by marked differences across professional and socio-professional categories: half (49%) of senior executives feel that their standard of living has improved, whereas only 27% of skilled workers and 17% of retirees share this point of view.

This distribution of perceptions concerning the evolution of the standard of living in recent years is reflected in the split between those who look to the future with pessimism and those who look at it with optimism. Although the figure remains high, there are fewer young people (37%) who think that their country will be worse tomorrow; the proportion of pessimistic expectations rises to 45% among 35-59 year-olds and 46% among those aged 60 and over.

## What do you think your country will be like tomorrow?

	Senior Executives	Skilled Employees	Skilled Workers	Retirees	GLOBAL
Better than it is now	40	19	16	19	20
As good as it is now	29	36	40	35	37
Not as good as it is now	31	45	44	46	43

© Fondation pour l'innovation politique/International Republican Institute – 2019

Furthermore, there is a relationship between opinion on the evolution of living standards and the expression of optimistic expectations for the next few years. As such, 40% of those who believe that tomorrow their country will be “not as good as it is now” also believe that their standard of living has gotten worse, while half (51%) of those who believe that tomorrow their country will “be better than it is now”, in contrast, believe that their standard of living has improved. There are also differences when it comes to judging how well democracy works.

## Would you say that democracy in your country works...

	Senior Executives	Skilled Employees	Skilled Workers	Retirees	GLOBAL
Total responses: “very well” and “well”	70	48	49	53	51
Total responses: “very poorly” and “poorly”	30	52	51	47	49

© Fondation pour l'innovation politique/International Republican Institute – 2019

The nature of perceptions of globalization must be taken into account to understand respondents’ different levels of satisfaction regarding their personal situation. Thus, among those who see globalization as “a threat”, nearly one-third (31%) believe that their standard of living has deteriorated, six out of ten (60%) feel that their lifestyle is threatened and half (49%) think that their country will be worse tomorrow than it is today. Among the other group, those who see globalization as “an opportunity”, nearly one-quarter (24%) consider that their standard of living has deteriorated, half (49%) think that their lifestyle is threatened and 40% believe that tomorrow their country will be “not as good as it is now”.

Among those who are satisfied with their current living conditions and optimistic about the future, there is an over-representation of men, young people under 35, intellectual professionals and senior executives. At the other extreme, those who feel that their standard of living has fallen and who view the future with pessimism are most often women, people aged between 35 and 59, retirees and people who are not working (unemployed, students, home-makers).

Here we see a divide that has often been mentioned in public debate over the past few years: globalization is said to be dividing democratic societies into two camps, separating, on the one hand, an elite capable of taking full advantage of the fruits of liberal democracy and economic and cultural globalization and, on the other, a large number of people left behind, who are gradually losing all hope of social mobility and feel themselves to be devoid of any effective political capacity.

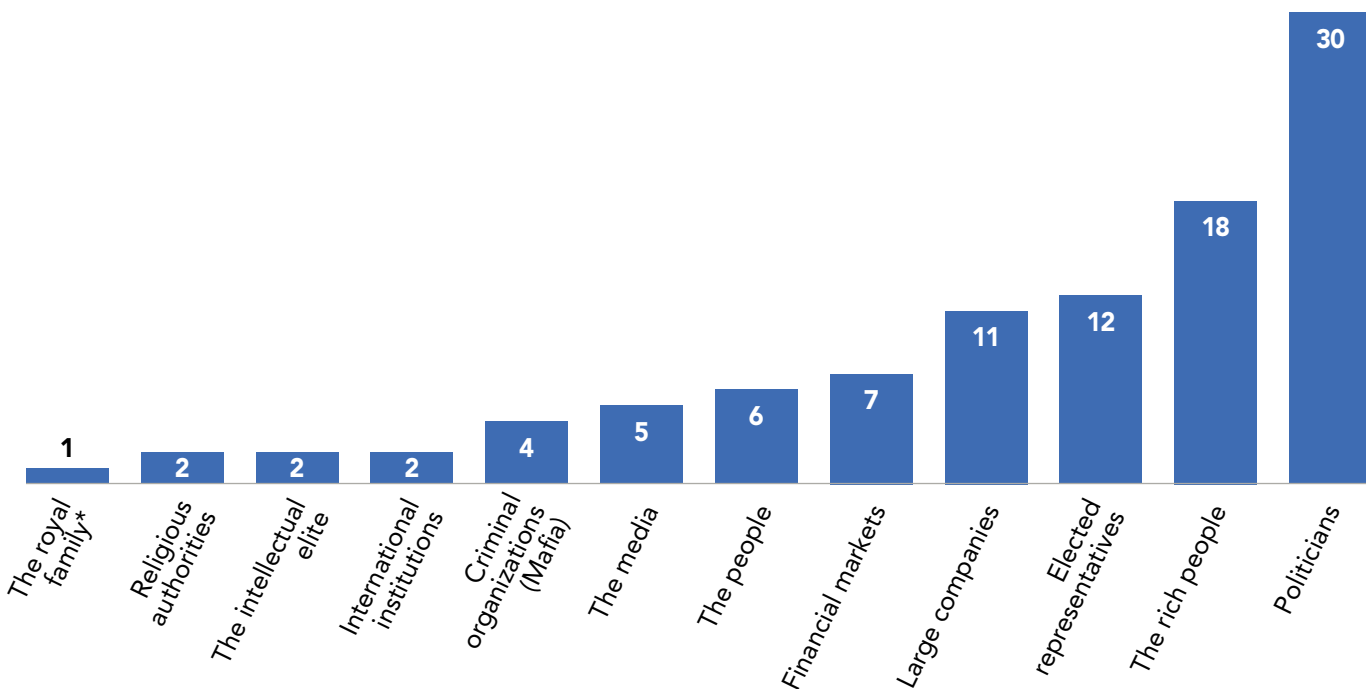
# WHO HOLDS THE POWER?

THIBAUT MUZERGUES

In theory, liberal democracies have solved the question of who holds the power: sovereignty belongs to the people, but power is exercised by representatives elected through universal suffrage. In representative democracies, the people delegate power to representatives who govern on their behalf. By asking the question “Who holds power in your country?”, we wanted to compare the way citizens perceive the exercise of power with the theory of democracy.

To the question “Which of the following categories holds the most power in your country?”, respondents were asked to answer by ranking (“firstly”, “secondly”, and “thirdly”) three of twelve listed entities. In the analysis of the results, we have used the “firstly” answers<sup>1</sup>.

## Which of the following categories firstly holds the most power in your country?



\* Option proposed in parliamentary monarchies only.

© Fondation pour l'innovation politique/International Republican Institute – 2019

## POWERS AGAINST THE POWER TO GOVERN?

The data collected show that in democratic societies, those who govern are not necessarily cited first among those in power. Overall, in the 42 democracies studied, few respondents cite politicians (30%), elected representatives (12%) and the people (6%) as the holders of power. In contrast, the idea that democratic power is influenced by money is often present. The rich people (18%), large companies (11%) and financial markets (7%) are mentioned first, i.e. three admittedly traditional figures of power to whom globalization seems to be conferring new power and visibility.

We note a generational effect in public perceptions of who holds power: 18-34 year-olds tend to identify the media as holders of power in their country more often (8%) than those aged 60 and over (4%). Conversely, elected representatives are mentioned less readily as the first holders of power by 18-34 year-olds (9%) than by those aged 60 and over (15%).

1. A “total” section offered in the survey represents the percentage of respondents who mentioned each of these entities, whether in first, second or third place, within the list of the three entities believed to hold power.

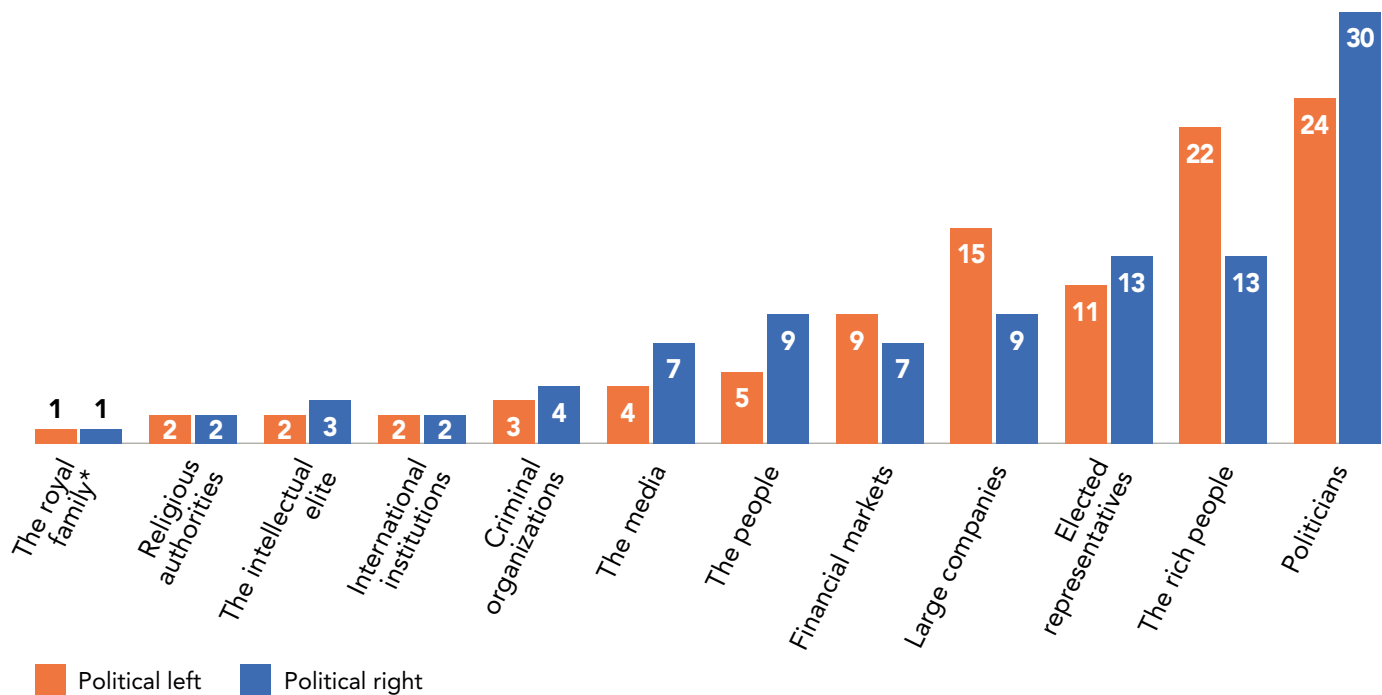
## ARE THE PEOPLE SOVEREIGN?

As such, in the democratic societies studied, the categories perceived as holding the most power are neither the people nor elected representatives. Switzerland is of course the famous exception to this general view of power in democracy: the top three entities perceived by our survey respondents in this country as having the most power are the people (25%), politicians (21%) and elected representatives (18%). Beyond such specific cases, less than half of all respondents in the 42 democracies of the survey place power where it claims to be (the people, elected representatives, and politicians): the identification of one of these entities as “firstly” holding the most power accounts only for 48% of the responses, when we add up the answers that rank elected representatives, the people or politicians first. This means that, for more than half of the respondents (52%), the entities holding the most power in their country are not a direct or indirect extension of democratic mechanisms. If faith in the functioning of democratic systems is linked to the possibility for citizens to be represented through their ability to control the exercise of power, the results of our survey support the theory of a latent but deep crisis of adherence to democratic conventions.

Where elected representatives are ranked “first” as holding the most power in the country, this gives an indication of the strength of the democratic convention in a given country: this is the case in Luxembourg, where elected representatives are ranked “first” by 28% of respondents, compared to an overall average of 12%; this is also the case for Norway (29%), Denmark (22%), the Netherlands (21%) and Sweden (20%). We note that, at the same time, these are countries where the most citizens say they satisfied with the functioning of their democratic system: most Swiss (88%), Luxembourgers and Norwegians (86%), Danes (83%) and, to a lesser extent, Swedes (76%) and Dutch (69%) believe that democracy works well in their country, compared to an average of 51% for all 42 democracies.

Furthermore, we note that political affiliation plays an important role when it comes to identifying who holds power. Citizens on the right more readily state that politicians, the people and the media are “first” when it comes to power. On the left, more respondents put rich people, large companies and the financial markets in first place.

### Which of the following categories firstly holds the most power in your country?



\* Option proposed in parliamentary monarchies only.

© Fondation pour l'innovation politique/International Republican Institute – 2019

Most survey participants believe that power is concentrated in the hands of social groups outside the mechanisms of representative government. As such, the idea that power is not in the hands of the people, nor in the hands of their representatives is gaining ground in public opinion in democratic countries. With the exception of a few countries, the democratic nature of the political system therefore appears to be in dispute.

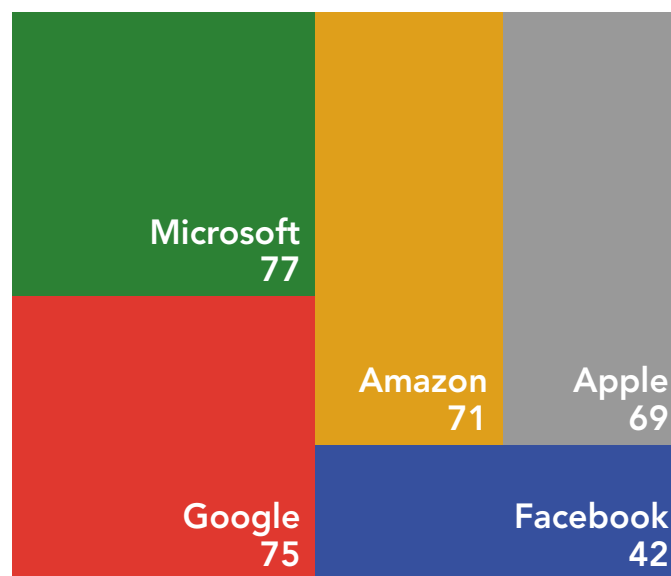
# TRUST IN DIGITAL GIANTS... WITH THE EXCEPTION OF FACEBOOK

PAUL-ADRIEN HYPPOLITE AND ANTOINE MICHON

Our survey provides a wealth of information on how the democratic world perceives new technologies and leading digital companies such as the famous big tech companies (Google, Apple, Facebook, Amazon and Microsoft). Firstly, global trends emerge from the results. We observe that there is, on the one hand, widespread support for technological progress and the benefits of the Internet. On the other hand, with the exception of Facebook, there is a great deal of trust in the American digital giants which is especially notable given that public opinion also expresses significantly lower trust in large companies (41%) compared to small and medium-sized businesses (78%). It is as though big tech companies are not perceived as “large companies” by the public.

## Trust in big tech companies

Total responses: “entirely trust” and “somewhat trust”



© Fondation pour l'innovation politique/International Republican Institute – 2019

The distrust expressed specifically towards Facebook is likely to be interpreted in the light of the debate over the security of data shared on social media and the various accusations concerning the role that the company is alleged to have played in the distribution of fake news. This is of course related to the Cambridge Analytica case, but we must not forget the serious accusations hanging over the Menlo Park firm in the spread of hate speech and repression in Myanmar (Rohingya crisis), Sri Lanka (anti-Muslim riots) and the Philippines (President Duterte’s “war on drugs”).

The Internet and social media are also considered very favorably, be it because they “offer people the possibility to get informed by themselves” (84%), because “they help you meet new people” (75%), or because “they help people to express themselves more freely” (74%). That being said, respondents are aware of the dangers associated with these new information and communication technologies: 72% of respondents recognize the risk of spreading fake news and 67% are worried about excessive interference from third parties in their private life. Only one of the mentioned risks was widely rejected: that of the Internet only putting people in contact that share the same opinions – two-thirds (66%) of respondents disagree with the potential negativity of this bubble effect, the existence of which is now attested by studies on public digital space.

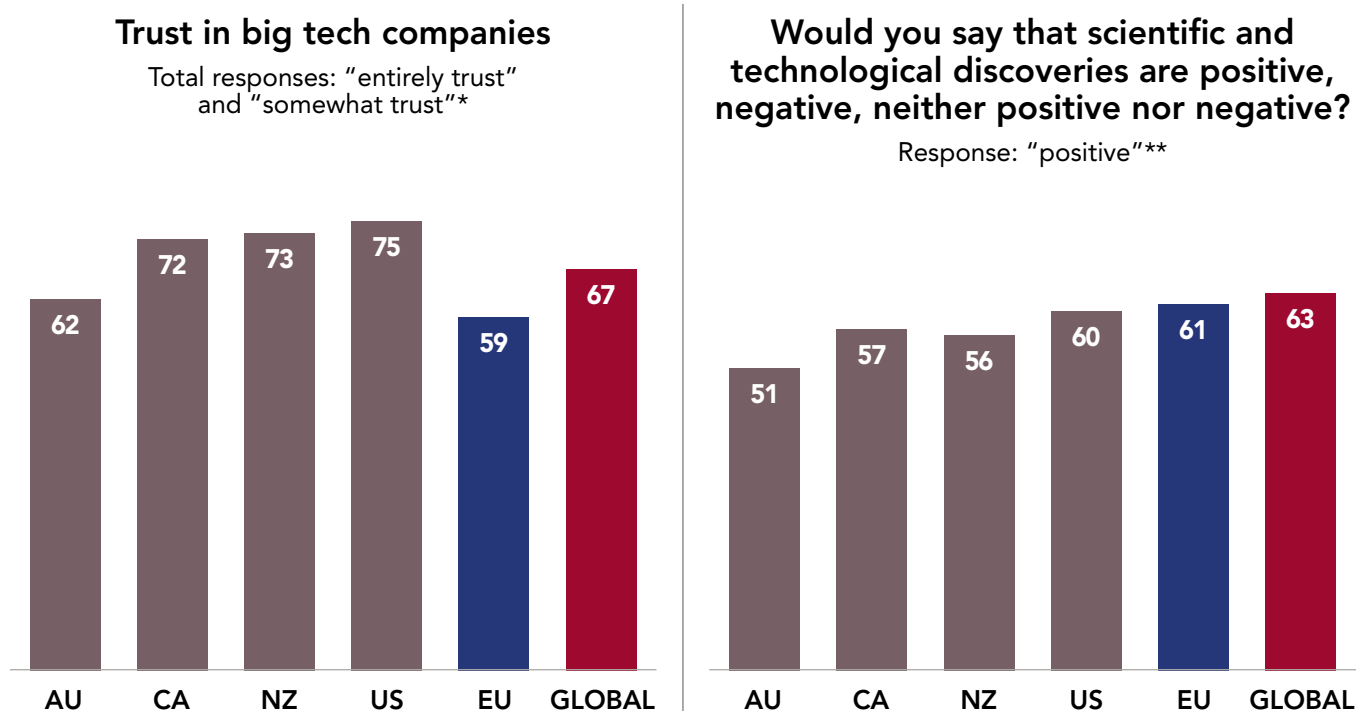


## A PRONOUNCED OPPOSITION BETWEEN PRO AND ANTI-TECHNOLOGY COUNTRIES

While respondents are generally attached to new technologies and digital giants, there are significant differences across countries. There are thus very clearly pro-tech societies, such as Brazil across the Atlantic or the Baltic States and Croatia on the European continent. In these countries, the respondents are more likely to believe in the overall positive impact of technological discoveries, be it for employment and liberties or for global health and social relationships: having calculated the average of the results for these different reasons, we observe that 72% of Croatians, 78% of Brazilians and 79% of Lithuanians, and a global average of 63% in the 42 countries surveyed view these advancements positively. A large majority of respondents in these countries also believe that the Internet and social media have a positive impact on social relationships (Brazil, 92%; Lithuania, 90%; Croatia, 89%; versus a global average of 75% for the 42 democracies). These same countries' level of trust in big tech companies is more pronounced.

Among the anti-tech populations, the main powers of Western Europe stand out: the French, Germans, British, Belgians and Dutch. It should be noted that as a regional group, the European Union also appears anti-tech. Citizens in these countries are less likely to trust big tech companies, as seen in the United Kingdom (63%), France (52%), or Germany (48%). On average, citizens of the European Union trust these large companies less (59%) than the global average of respondents in the 42 countries (67%).

Beyond the pro-tech/anti-tech antinomy, we note that the citizens of a number of countries are distinguished by a more ambiguous relationship with technology. For example, in certain Anglo-Saxon countries, public opinion combines trust in big tech companies with a relative mistrust of scientific and technological discoveries.



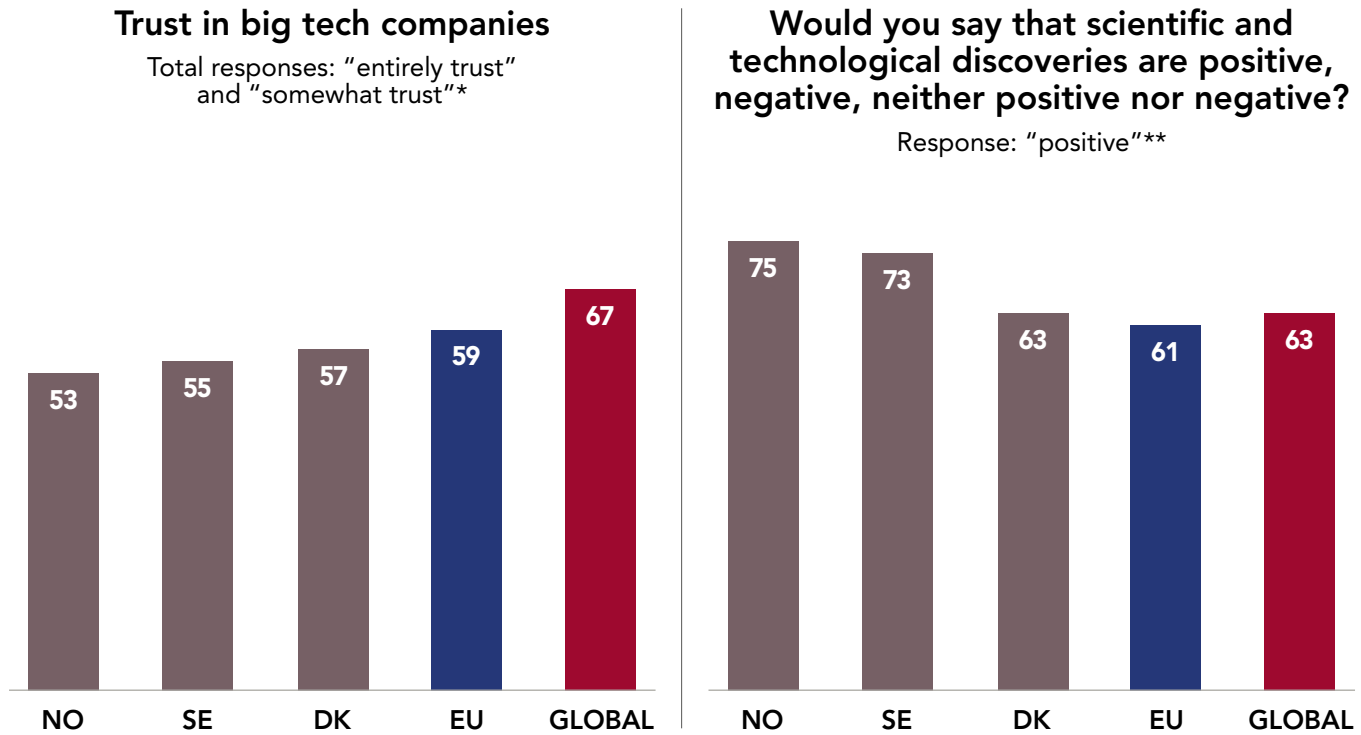
© Fondation pour l'innovation politique/International Republican Institute – 2019

\* Average of the total responses "entirely trust" and "somewhat trust" to the question "For each of the following companies, indicate whether you entirely trust them, somewhat trust them, distrust them or entirely distrust them" for the five companies (Google, Amazon, Facebook, Apple and Microsoft).

\*\* Average of "positive" responses to the question "Generally speaking, would you say that scientific and technological discoveries are positive, negative, neither positive nor negative" for the four response options (For liberties, for employment, for global health, for social relationships).

There are various reasons for this: a form of economic patriotism in the United States, a strategic proximity to the American neighbor in Canada, or the feeling of benefiting greatly from the development of these tech giants through the setup of offices, data centers, research centers or, in Ireland, call centers. These disparities can also signify that big tech companies are credited with virtues that go beyond their actual scientific and technological contributions as companies.

Conversely, the Scandinavian countries show some optimism about technological progress but are wary of the growing power of big tech companies. This data shows the high degree of trust that characterizes Scandinavian societies, coupled with an awareness of the worrying supremacy of American companies in this key area of their daily lives.



© Fondation pour l'innovation politique/International Republican Institute – 2019

\* Average of the total responses "entirely trust" and "somewhat trust" to the question "For each of the following companies, please tell me if you entirely trust them, somewhat trust them, distrust them or entirely distrust them" for the five companies (Google, Amazon, Facebook, Apple and Microsoft).

\*\* Average of "positive" responses to the question "Generally speaking, would you say that scientific and technological discoveries are positive, negative, neither positive nor negative" for the four response options (For liberties, for employment, for global health, for social relationships).

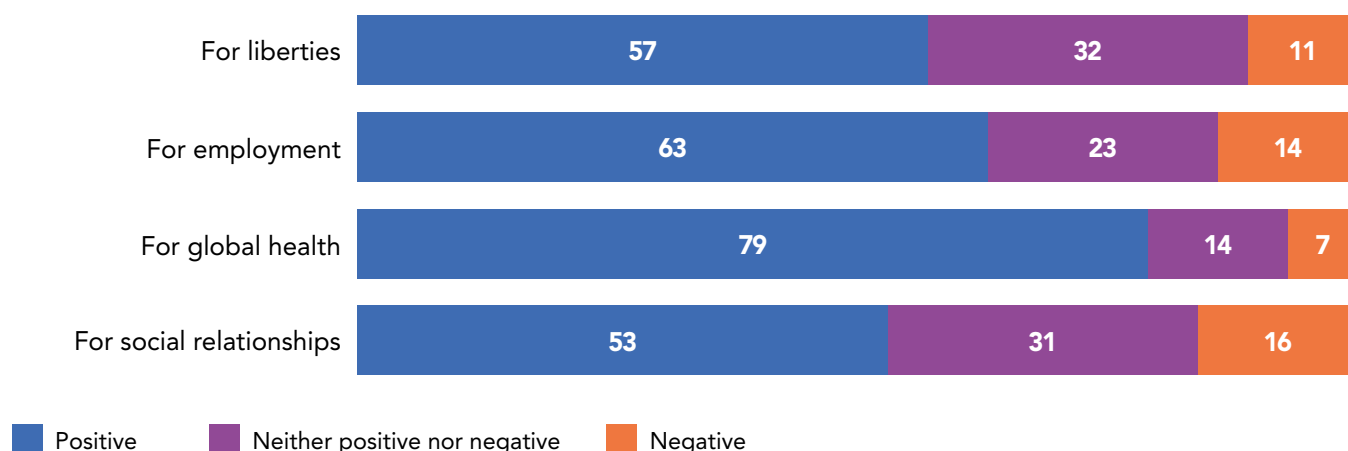
# SCIENTIFIC AND TECHNOLOGICAL INNOVATIONS ARE SEEN AS SOURCES OF PROGRESS

MADELEINE HAMEL

In today's times, it is difficult to ignore the now ostentatious advances taking place in technological and scientific fields, as evidenced by the remarkable images widely shared both by the media and on social media. Progress in genetic research has recently reached a critical point: the CRISPR-Cas9 genomic editing tool has enabled the creation of the first viable genetically engineered human embryos, artificial lungs have been successfully transplanted to pigs, and Chinese progress in this field culminated in early 2018 with the birth of two cloned monkeys, more than twenty years after Dolly the sheep. The recent technoscientific news has been marked, among other things, by the first developments of autonomous vehicles, the rise of 3D printing, artificial intelligence and robotic sophistication, as well as the revival of the Space Race with the missions of private companies such as Elon Musk's Space X and Jeff Bezos' Blue Origin, and the Chinese accomplishing the first lunar landing on the far side of the Moon.

These advances are profoundly changing the course of human societies to extents which remain very uncertain. Due to these factors, this year our survey sought to measure public opinion of citizens in 42 democratic countries towards scientific and technological advances. They were asked to rate their impact ("positive", "neither positive nor negative" or "negative") in four areas: liberties, employment, health and social relationships.

## Would you say that scientific and technological discoveries are positive, negative, neither positive nor negative...



© Fondation pour l'innovation politique/International Republican Institute – 2019

Our data concludes that the democratic world looks favorably upon technoscientific advances: when citizens express an opinion, it is an optimistic one. This is particularly the case in the domain of global health, since more than three quarters (79%) of respondents consider their impact in this field as positive. More than six out of ten people (63%) believe that scientific and technological discoveries have a beneficial effect on employment, and this figure slightly decreases when it comes to liberties (57%). However, only a slight majority (53%) report perceiving a positive influence of these advances on social relationships.

## Would you say that scientific and technological discoveries are positive, negative, neither positive nor negative...

European Union	Positive	Neither positive nor negative	Negative
For liberties	<b>56</b>	<b>31</b>	13
For employment	<b>59</b>	23	<b>18</b>
For global health	<b>80</b>	<b>13</b>	7
For social relationships	49	<b>29</b>	<b>22</b>
United States	Positive	Neither positive nor negative	Negative
For liberties	<b>51</b>	<b>36</b>	13
For employment	<b>67</b>	21	<b>12</b>
For global health	<b>74</b>	<b>16</b>	10
For social relationships	48	<b>34</b>	<b>18</b>

© Fondation pour l'innovation politique/International Republican Institute – 2019

American and European public opinion converges regarding the importance of these discoveries, though Europeans (18%) are marginally more worried than Americans (12%) about the impact of technological and scientific discoveries on employment. This difference could be the result of the ongoing debate at the European level on the regulation of artificial intelligence and robotics that put into perspective the negative repercussions these technologies are often suspected of having on the labor market (transformation, replacement or disappearance of certain jobs).

Our study's results go against two common preconceptions. First, religion does not seem to play an important role in terms of opinions on scientific and technological discoveries. Deviations from the average do not vary significantly between religious believers, atheists and agnostics. However, among believers, Muslims are often the most negative for each of the four categories (difference of 1 to 5 points compared to other faiths). Secondly, age is not a determinant of opinions on technoscientific progress either. Indeed, there are also few differences between age groups, though a slight tendency exists wherein the younger generation (18-34 years-old, 19%) perceives these advances as detrimental to social relationships compared to respondents aged 60 years old and older (14%).

On the other hand, these opinions are fully in line with traditional divisions, particularly between big cities and small and medium-sized cities. Therefore, in terms of liberty, inhabitants of metropolitan areas are more likely to perceive the impacts of technical and scientific advances positively than residents of smaller cities (62% versus 52%); the same is true for employment (67% versus 59%) and social relationships (58% versus 48%). This gap narrows when it comes to assessing the impact on health, with a difference of only 5 points, but major cities remain more optimistic (81% versus 76%).

The respondents with most faith in the benefits of scientific and technological discoveries are notably those who come from higher social classes, those who see globalization as an opportunity, who say they are optimistic about the future and who are interested in politics. On the other hand, respondents who regard globalization as a threat hold a more negative view of technoscientific advances than those who perceive it as an opportunity, whether in regards to global health (12% versus 4%), employment (20% versus 10%), social relationships (24% versus 12%) or liberties (17% versus 8%).

Respondents' degree of open-mindedness or degree of involvement in the world is clearly associated with their perception of scientific and technical progress, with respondents who are more comfortable with globalization and more involved in its roll-out being the most optimistic about the effects of scientific progress. Thus, whether for Member States or for those applying for entry into the European Union, respondents for which the European Union's membership is a good thing have more of a tendency to express faith in the positive effects of scientific discoveries, with differences of 14 points on average compared to those who feel negatively about their country's membership of the European Union (68% versus 54%), and 11 points compared to those who view the prospect of becoming a member of the European Union negatively (69% versus 58%)<sup>1</sup>.

1. Data obtained from the calculation of the average of the deviations, for each area (liberties, employment, global health and social relationships) between those who consider the technoscientific advances positively and who think that belonging to the European Union is a good thing and those who value technoscientific advances positively and think that belonging to the European Union is a bad thing. Calculation made for the group of European Union countries and then for the group of candidate countries.

# A FUNDAMENTAL PART OF THE NATIONAL ECONOMY OR SYMBOL OF GLOBALIZED CAPITALISM: THE SIZE OF COMPANIES SHAPES COLLECTIVE PERCEPTIONS









GUILLEMETTE LANO

The phenomenon of globalization has continually accentuated the size of the gap between very small or small and medium-sized enterprises (VSEs and SMEs) on the one hand and large enterprises or big businesses on the other. However, as our survey reveals, respondents' trust in companies is dependent on their size. Of the 42 democracies studied, a very large majority (78%) of respondents say they trust SMEs, compared to less than half (41%) for large companies.

In English-speaking countries<sup>1</sup>, trust in small and medium-sized enterprises (93%) is significantly higher than overall trust in them (78%), as is the level of trust in large enterprises (46% versus 41%). It is therefore societies with liberal economies that place the most trust in companies, and, at least for the time being, the liberal organization of the economy combined with globalization is reflected in public opinion by record levels of trust in companies.

## Trust in businesses inside the Anglosphere

Total responses: "entirely trust" and "somewhat trust"

	Small and medium-sized businesses	Large companies
 Australia	90	44
 Canada	89	47
 United States	95	47
 Ireland	88	50
 New Zealand	89	58
 United Kingdom	88	43
 EU	69	34
 GLOBAL	78	41

© Fondation pour l'innovation politique/International Republican Institute – 2019

In the European Union, although trust in companies is lower on average than across all 42 democracies, the differences in trust between SMEs and large companies is even more pronounced: more than two-thirds (69%) of Europeans say they trust SMEs, but only one-third (34%) trust large companies. Opinions vary among the Member States: trust in SMEs is widespread in France (86%) and Germany (80%). On the other hand, when it comes to large companies, trust is a minority position for both the French (33%) and the Germans (23%). On the contrary, Scandinavians stand out for the trust they place in big business, whether among the Finns and Swedes (49%), Danes (58%) or Norwegians (59%). It should also be noted that in Denmark, large companies enjoy more widespread trust (58%) than SMEs (44%). In southern Europe, small and medium-sized enterprises suffer from low public trust, in Spain (65%), Greece (63%), Portugal (51%) and Italy (46%). These results show the likely effects of the considerable economic difficulties experienced in recent years.

The relationship with globalization is linked to the trust placed in big companies. The level of trust varies by 7 points between those who see globalization as an opportunity (43%) and those who see it as a threat (36%). Political positioning and social category are also decisive regarding respondents' opinion of large companies.

1. The following countries fall into this category: Australia, Canada, Ireland, New Zealand, the United Kingdom and the United States.

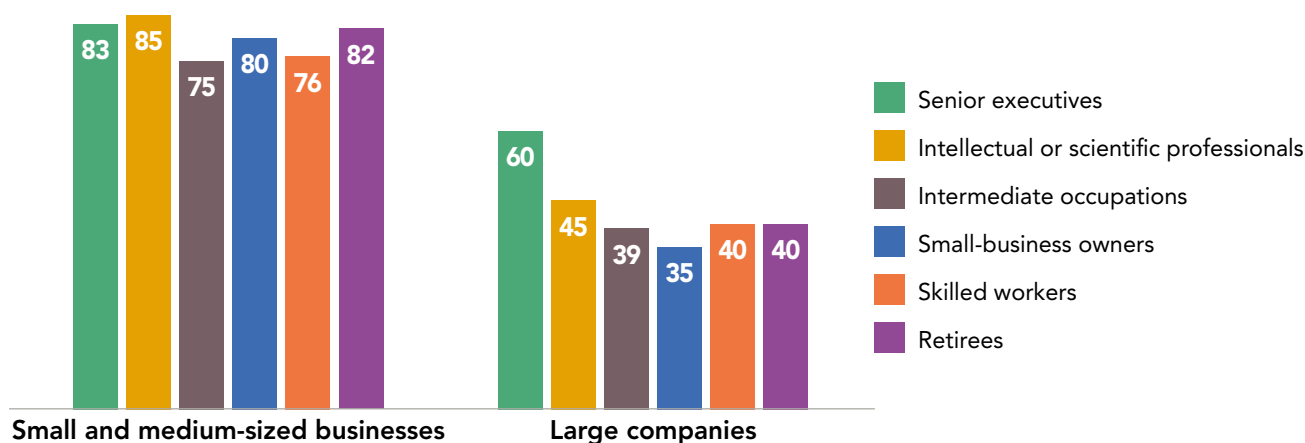
	Globalization is an opportunity	Trust in large companies
Australia	57	44
Canada	74	47
United States	62	47
New Zealand	<b>68</b>	<b>58</b>
United Kingdom	65	43
Brazil	81	34
Israel	75	45
Switzerland	50	37
Albania	<b>69</b>	<b>55</b>
Bosnia and Herzegovina	<b>56</b>	<b>52</b>
North Macedonia	<b>55</b>	<b>61</b>
Serbia	58	27
EU	<b>59</b>	<b>34</b>
GLOBAL	<b>66</b>	<b>41</b>

© Fondation pour l'innovation politique/International Republican Institute – 2019

Gender, age or the size of the community in which the respondents live do not seem to influence the level of trust in large companies. On the other hand, our survey shows that small-business owner are the ones who place the least trust in large companies, with only 35% of them trusting the latter compared to 60% of senior executives.

### Trust in companies, depending on the occupation

Total responses: "entirely trust" and "somewhat trust"



© Fondation pour l'innovation politique/International Republican Institute – 2019

A low level of trust in large companies goes hand-in-hand with the expression of a criticism of the functioning of democracy: half (50%) of those who believe that democracy works well in their country trust large companies; this proportion falls to less than a third (31%) among those who, on the contrary, feel that democracy works poorly in their country.

Similarly, those who believe their lifestyle is threatened show a higher level of mistrust in large companies (64%) than those polled who believe their lifestyle is not threatened (54%). Big companies are one of the obvious expressions of globalization. Respondents' opinion of them varies depending on their opinion of globalization.

According to our survey, large companies are also strongly associated with power: to the question "Who holds power in your country?", 41% of respondents cited "large companies" among the three most powerful categories in their countries. Lastly, among those who believe that corporate freedom should be strengthened and the role of government limited, almost half (45%) trust large companies, while this rate is just 35% among those who wish the government to play an increased role.

# STANDARD OF LIVING AND LIFESTYLE: THE TWOFOLD HERITAGE CRISIS

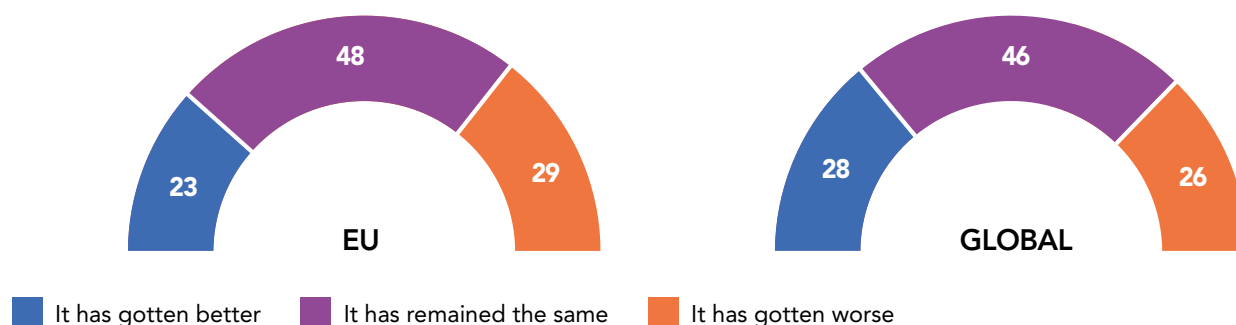
DOMINIQUE REYNIÉ

The transformations experienced by democracies have often been described and analyzed in light of changes to individuals' standards of living. It is certain that the increasing wealth of democratic societies has played a key role in the establishment and strengthening of this political system based on citizens' consent. Conversely, the political crises that democracies have faced often resulted, to a large extent, from a decline in the standard of living or even from its collapse, as in the 1930s, following the terrible economic and financial crisis of 1929. A materialistic approach to democratic societies and their evolution remains relevant today. In terms of opinion, we must always consider the question of the standard of living, meaning actual or perceived changes to the material heritage around which part of social existence is organized. However, we cannot understand the unrest in the democratic world in general, and in the European democracies in particular, without also taking into account the issue of lifestyle, which allows us to analyze the perceived evolution of intangible heritage, that is the assessment of the cultural and symbolic dimension which has such a strong influence on the living conditions of individuals and, even more significantly, on the ways in which they reflect on their changes.

## THE PEOPLE SURVEYED FEEL THEIR STANDARD OF LIVING HAS BEEN MAINTAINED

We first asked people: "Generally speaking, do you feel that your standard of living has gotten better or worse over the past few years?". Three response options were offered: "it has gotten better", "it has remained the same" and "it has gotten worse".

Generally speaking, do you feel that your standard of living has gotten better or worse over the past few years?



© Fondation pour l'innovation politique/International Republican Institute – 2019

Overall, democratic societies' assessments of their standard of living reveals that between a quarter and a third of individuals feel that their situation has deteriorated, with few variations when looking at the data for the European Union. Although not insignificant, these proportions appear less dramatic when we consider that the people surveyed who feel that their standard of living has remained the same or improved includes a total of 74% of respondents across the entire democratic world studied and 71% across the democracies forming the European Union. This is even more the case in the 11 former members of the Soviet bloc that are now members of the EU<sup>1</sup>, where the proportion of respondents who found their standard of living improved is the highest (32%), with 42% feeling that it has remained the same and 26% that it has deteriorated.

1. The following countries fall into this category: Bulgaria, Croatia, Czech Republic, Estonia, Hungary, Latvia, Lithuania, Poland, Romania, Slovakia and Slovenia.

The largest proportion of respondents who believe that their standard of living has improved in recent years is found among Luxembourgers and Latvians (34%), Romanians and Czechs (35%), New Zealanders (36%), Poles (37%), Israelis (39%), Americans (40%) and Maltese, who are ahead by a mile (53%). The largest proportion of respondents who believe that their standard of living has deteriorated is found in Albania (38%), Cyprus (43%), France (45%), Bulgaria (46%), Serbia (51%), Greece (59%), and Ukraine (60%).

While changes in the standard of living remains one of the key factors in understanding the situation and evolution of democratic regimes, it is clear that the prevailing perception is that of a maintained or improved standard of living or material heritage. If we want to better understand the crisis in the democratic world, or even try to clarify its causes, we cannot therefore limit ourselves to measuring perceptions of the material aspects of heritage. This approach must be complemented by a study of the perceptions of its intangible dimension. The results which emerge when doing so are quite different.

## THE MAJORITY OF RESPONDENTS FEEL THEIR LIFESTYLE IS AT RISK

To identify the intangible dimension of heritage, we asked a question about lifestyle, phrased as follows: "Would you say that your lifestyle or the way of life in your country is now threatened?" Based on traditional methods utilized in opinion surveys, a range of responses was offered: "very threatened", "threatened", "not very threatened" and "not at all threatened".

In our survey, a majority (53%) of respondents feel that their lifestyle is "threatened". This concern is dominant in 22 of the 42 countries studied. Almost all of them are European and most of them belong to the former communist bloc, with some notable exceptions: Czech Republic (51%), Austria and Bosnia and Herzegovina (52%), Slovenia (54%), Spain (55%), Romania (57%), Italy and Albania (58%), Slovakia (59%), Bulgaria (60%), Serbia (61%), Hungary (62%), Cyprus and Belgium (66%), France (69%), Croatia (70%), Greece (86%); bordering Europe, the United Kingdom (53%) and Ukraine (70%); outside Europe, the United States (51%), Israel (56%) and Brazil (63%).

Analyzing the results at an individual level appears to reveal that the degree of interest in politics plays a role. For example, the feeling that their lifestyle is under threat is much more widespread among those who respond that they take an interest in politics (56%) and, even more so, among those who believe that they are "very" interested (61%), which contrasts with the group of those who say they are not interested, where the feeling of having a threatened lifestyle is less widespread (49%). This link suggests that this concern is part of a politicized attitude of protest. As such, the perception that there is a threat to the way people live in their country is strongly associated with critical attitudes toward democracy. This is an opinion which reflects a feeling of protest, as there is not only an expression of dissatisfaction with the functioning of democracy, which can reflect a democratic perspective, but also a possible questioning of this political system. One cannot fail to note that the differences in opinion are increasingly marked in European democracies, where the feeling that there is a threat to the way people live is more widespread than across the whole of the democratic world studied.



	Would you say that democracy in your country works...	
	Total responses: "very well" and "well"	Total responses: "very poorly" and "poorly"
My lifestyle is threatened*	41	65
My lifestyle is not threatened**	59	35
	Generally speaking, in today's society do you feel that you are free to express yourself?	
	Total responses: "entirely" and "mostly"	Total responses: "not at all" and "mostly not"
My lifestyle is threatened*	46	69
My lifestyle is not threatened**	54	31
	Would you say the electoral process in your country is transparent?	
	Total responses: "yes, absolutely" and "yes, somewhat"	Total responses: "not really" and "not at all"
My lifestyle is threatened*	46	63
My lifestyle is not threatened**	54	37
	Which of the following opinions best aligns with your views?	
	Voting is worthwhile because elections can make a difference	Voting is pointless because politicians do not care about the will of the people
My lifestyle is threatened*	49	62
My lifestyle is not threatened**	51	38
	Generally speaking, would you say that...	
	There is no substitute for the democratic system, it is the best possible system	Other political systems might be just as good as the democratic system
My lifestyle is threatened*	52	56
My lifestyle is not threatened**	48	44

© Fondation pour l'innovation politique/International Republican Institute – 2019

\* Total responses "very threatened" and "threatened" to the question "Would you say that your lifestyle or the way of life in your country is now threatened?"

\*\* Total responses "not at all threatened" and "not very threatened" to the question "Would you say that your lifestyle or the way of life in your country is now threatened?"

Note for the reader: In the overall sample, 41% of those who believe that democracy works well in their country claim that their lifestyle is threatened.

The feeling that the way people live in their country is under threat is strongly associated with a negative perception of globalization. In terms of the overall figures, it is thus much more widespread among those who see globalization as a threat (60%) than among those who see it as an opportunity (49%).

### Would you say that your lifestyle or the way of life in your country is now threatened?

	Globalization is an opportunity		Globalization is a threat	
	GLOBAL	EU	GLOBAL	EU
Total responses: "very threatened" and "threatened"	49	46	60	65
Total responses: "not at all threatened" and "not very threatened"	51	54	40	35

© Fondation pour l'innovation politique/International Republican Institute – 2019

Note for the reader: In the democratic world studied, 49% of respondents who consider globalization as an opportunity consider that their lifestyle is under threat.

In fact, the items in the questionnaire that lend themselves to this hypothesis show that the fear of seeing one's lifestyle altered is significantly more associated with the expression of a kind of isolation and retreat, especially in the European Union: 48% of European respondents who believe that there is a duty to welcome refugees say they are worried about their lifestyle, while this proportion rises to 62% for those who reject the existence of such a duty. Generally speaking, for all the issues that aim to assess the degree of tolerance towards expressions of diversity, in terms of political opinions, religion, sexual orientation and ethnic origin, it is among those who believe that the way in which people live in their country is at risk that the proportion of people who consider themselves to be bothered by at least one of these forms of diversity is the highest. Similarly, it is among this group that attitudes toward the European Union are the most critical.

### Your country's membership / potential accession in the European Union is...

	My lifestyle is threatened*	My lifestyle is not threatened**
A good thing	39	61
Neither good nor bad	33	29
A bad thing	28	10

© Fondation pour l'innovation politique/International Republican Institute – 2019

\* Total responses "very threatened" and "threatened" to the question "Would you say that your lifestyle or the way of life in your country is now threatened?"

\*\* Total responses "not very threatened" and "not at all threatened" to the question "Would you say that your lifestyle or the way of life in your country is now threatened?"

Note for the reader: Of those who believe that their lifestyle is threatened, 39% consider it a good thing to be part of the European Union, compared to 61% who believe that their lifestyle is not threatened.

In terms of heritage, the democratic world is facing a dual challenge concerning living standards or material heritage on the one hand, and way of life or intangible heritage on the other. But both perceptions are intertwined, of course, and a large proportion of those who believe that their way of life is at risk also believe that their standard of living has deteriorated (38%), while this proportion is barely 13% among those who do not fear for their lifestyle.



An aerial, top-down view of a turbulent ocean. The water is a deep, dark teal color, with intricate, swirling patterns of white foam and lighter blue-green water. The foam appears to be breaking in several places, creating a complex, organic texture. The overall effect is one of intense, chaotic energy.

# **ORDER AND FREEDOMS**



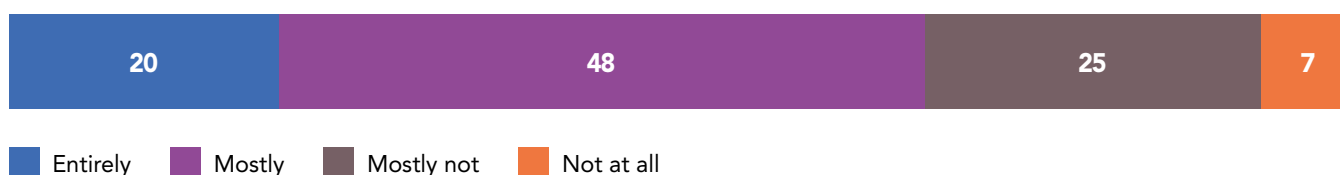
• <b>Not everyone takes freedom of expression for granted</b>   Loraine Amic and Madeleine Hamel.....	84
• <b>Unanimous support for the broad principles of democratic expression</b>   Loraine Amic.....	86
• <b>A majority of the democratic world is in favor of the death penalty</b>   Victor Delage.....	88
• <b>Abortion – between liberalization and moral resistance</b>   Victor Delage.....	90
• <b>According to public opinion, the role of the state in the economy should be limited and the freedom of businesses increased</b>   Erwan Le Noan.....	93
• <b>Schools and health services: particularly popular institutions</b>   Erwan Le Noan.....	95
• <b>The army, police, and justice: strong support for institutions of law and order</b>   Mathieu Zagrodzki.....	97
• <b>Democracies under Pressure and the European Values Studies: convergent data</b>   Pierre Bréchon.....	99

# NOT EVERYONE TAKES FREEDOM OF EXPRESSION FOR GRANTED

LORAIN AMIC AND MADELEINE HAMEL

On average, across the 42 countries in our survey, two-thirds (68%) of respondents answered “yes” to the question of whether they generally feel they can express themselves freely in today’s society. We could certainly celebrate such an outcome, but only if we set aside this other observation: almost one-third (32%) of the people surveyed in the democratic world therefore feel they cannot express themselves freely. Furthermore, of all respondents, only 20% say they feel that they can express themselves “entirely” freely, with less than half (48%) believing that they can express themselves “mostly” freely. The perception of freedom of expression in the democratic world is therefore mixed.

## Generally speaking, in today’s society do you feel that you are free to express yourself?



© Fondation pour l’innovation politique/International Republican Institute – 2019

## AN INDICATOR OF THE HEALTH OF DEMOCRACY

Overall, Europeans feel less able to express themselves freely (63%) than the average of all citizens surveyed in the 42 democracies (68%). In Western Europe, there are significant differences between the democracies. An analysis of opinion in the Scandinavian countries, where the culture of freedom of expression and of the press is traditionally acknowledged, shows that a large majority of Danes (89%), Finns (81%) and Swedes (80%) feel free to express themselves. Outside the European Union, the Norwegians have the highest score (91%), followed by the Swiss (87%) and the British (77%). The same applies to more than three quarters of Luxembourgers (84%), Irish (82%) and Dutch (78%). In Austria, 71% of respondents feel free to express themselves, as do 69% of Germans. In contrast, in Spain (46%), France (41%) and Italy (40%), a significant proportion of respondents said they did not feel able to express themselves freely.













Among the populations of the former communist bloc that are now members of the European Union, the assessment of freedom of expression is generally negative, especially in the so-called “illiberal” democracies, where leaders are democratically elected but citizens may see certain fundamental rights eroded and threatened. In Hungary and Poland, the results are particularly striking: Hungary is the only country in our survey where a majority (57%) of citizens feel they cannot express themselves freely; to a lesser extent, 49% of Slovaks feel the same way. Many Croatians (46%), Poles (44%), Romanians (43%), Bulgarians and Slovenians (41%) feel they cannot express themselves freely. However, the situation is different in the Baltic States, where Estonians (78%), Lithuanians (66%) and Latvians (65%) more generally believe that they have freedom of expression.

Among the EU candidate countries, Albania stands out: most Albanians (81%) feel free to express themselves, which is 18 points above the EU average (63%). In contrast Serbia, where many protests by the population demand, among other things, more freedom for the press, stands out: half of the population (49%) says they do not feel that they can express themselves freely. It should be noted that a large minority (40%) of Ukrainians do not take freedom of expression as a given.

In the rest of the democratic world surveyed, more people feel they enjoy freedom of expression. This can be seen in Canada (85%), New Zealand (84%), the United States (81%), Australia (75%) and Israel (79%). The Japanese are clearly more reserved about the state of freedom of expression in their country (62%), while nearly half (47%) of Brazilians do not feel free to express themselves.

## THE INTERNET AND SOCIAL MEDIA: FACTORS PROMOTING FREEDOM OF EXPRESSION WHERE IT IS UNDER THREAT

In a globalized and connected world, the Internet and social media are perceived as areas of freedom of expression. According to our survey, nearly three-quarters of respondents (74%) agree that the Internet and social media “are good because they help people to express themselves more freely”. What is noteworthy is that it is in countries where populations do not feel free to express themselves that these platforms are most often perceived as factors promoting freedom of expression.

	Do not feel free to express themselves	The Internet and social media are good because they help people to express themselves more freely
 Australia	25	64
 Brazil	47	82
 Bulgaria	41	89
 Croatia	46	82
 Spain	46	77
 Hungary	57	77
 Norway	9	74
 Poland	44	81
 Serbia	49	82
 Slovakia	49	75
 Ukraine	40	87
 GLOBAL	32	74

© Fondation pour l'innovation politique/International Republican Institute – 2019

## YOUNG PEOPLE ARE LESS LIKELY THAN THEIR ELDERS TO FEEL THAT THEY ARE ABLE TO EXPRESS THEMSELVES FREELY

Across all the respondents from the 42 democracies, gaps predictably appear between socio-professional categories: senior executives and intellectual professionals more often have the sense of being able to express themselves freely (78%) than unskilled employees and workers (63%). Interest in politics also plays a key role: respondents who say they are not interested more often say they do not feel free to express themselves (38%) than those who say they are interested (28%).

Our study also reveals differences in perceptions of freedom of expression according to gender (70% of men feel free to express themselves, compared to 66% of women), but the most intriguing aspect is likely the fact that more people over 60 years-old feel they can express themselves freely compared to other age groups.

**Generally speaking, in today's society do you feel that you are free to express yourself?**

	18-34 y.o.	35-49 y.o.	50-59 y.o.	60 y.o. and over
Total responses: “entirely” and “mostly”	66	65	69	73
Total responses: “mostly not” and “not at all”	34	35	31	27

© Fondation pour l'innovation politique/International Republican Institute – 2019

# UNANIMOUS SUPPORT FOR THE BROAD PRINCIPLES OF DEMOCRATIC EXPRESSION

LORAINÉ AMIC

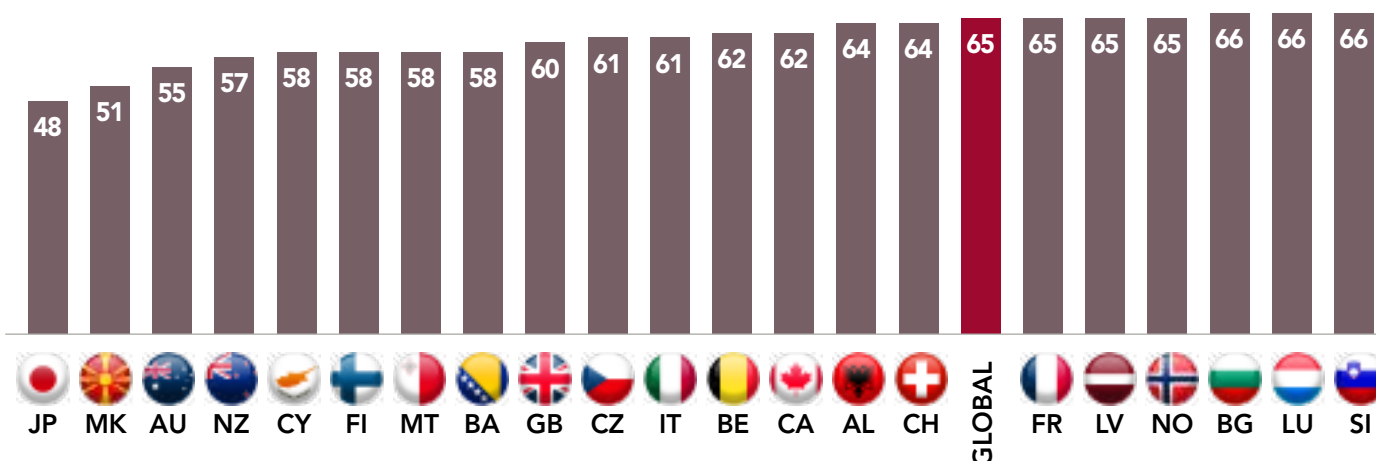
The repertoire of modes of collective action, a concept defined by Charles Tilly in the late 1970s, refers to the variety of modes of action – legal and illegal – used by citizens in the context of collective mobilization in general, and social movements in particular. Citizens’ familiarity with and use of a variety of modes of collective action is an indicator of the health of a democratic system, and all the more so when the legal methods are more widely supported. To make collective action possible, individuals must believe in their ability to provoke a public response, or even a change, and be confident that not only do they have the freedom to express themselves or raise their voices, but also that those voices will be heard. Our survey was limited to the legal modes of collective action: “the ability to protest, march in the streets and dissent”, “the ability to take part in the decision-making process”, “the ability to vote for the candidate of your choosing” and “having the right to say what you think”.

In the 42 democracies studied, a very large majority of citizens are committed to the fundamental modes of collective action: 82% of the people surveyed believe that it is important, in order to ensure the proper functioning of democracy, to be able to protest, and almost all of them feel it is important to participate in the decision-making process (96%), to be able to vote for the candidate of their choice (97%) and to have the right to say what they think (98%).

From among this unanimity, which counts the “very important” and “rather important” responses, it may be useful to single out the citizens most strongly attached to these rights, that is to say those who consider the fact of being able to protest, participate in collective decision-making, vote and express themselves to be “very important”. Within the European Union, on average, two-thirds (66%) of respondents deem each of these four aspects describing these modes of collective action to be “very important”; the average level across the 42 countries surveyed is almost identical (65%).

## Importance placed in the main principles of democratic expression

Average of responses which deem the following abilities “very important”: “to protest, march in the streets and dissent” + “to take part in the decision-making process” + “to vote for the candidate of your choosing” + “having the right to say what you think”



© Fondation pour l’innovation politique/International Republican Institute – 2019



Of particular interest is the fact that most of the post-communist countries are among the democracies with the highest averages. As such, 79% of Croatians, 73% of Romanians, 68% of Poles and Hungarians and 67% of Estonians and Lithuanians said the four methods of action chosen in our survey were “very important”. Although slightly behind the other two countries, the Czechs and Latvians responses (61% and 65%) remained in line with the European average (66%). On the other hand, it is no less important to point out in the opposite direction the populations with lower proportions of respondents judging these methods to be “very important” compared to the European average, such as the Belgians (62%), the Italians (61%), the Maltese and the Finns (58%).

In the English-speaking countries involved in this survey, strong support for modes of collective action, although still present among the majority, is lower than the overall level, as illustrated by Canada (62%), the UK (60%), New Zealand (57%) and Australia (55%). Only in Japan do a minority consider the four modes listed to be “very important” (48%, or 17 points below the overall average). Similarly, a significant proportion of Japanese people (13%) feel that it is “not at all important” to be able to demonstrate on the streets, i.e. triple the overall average (4%), by far the highest score. On the other hand, the survey shows that Ukrainians (73%), Serbs (72%), Israelis (71%), and Brazilians (69%) are more likely than average to consider modes of collective action “very important”.

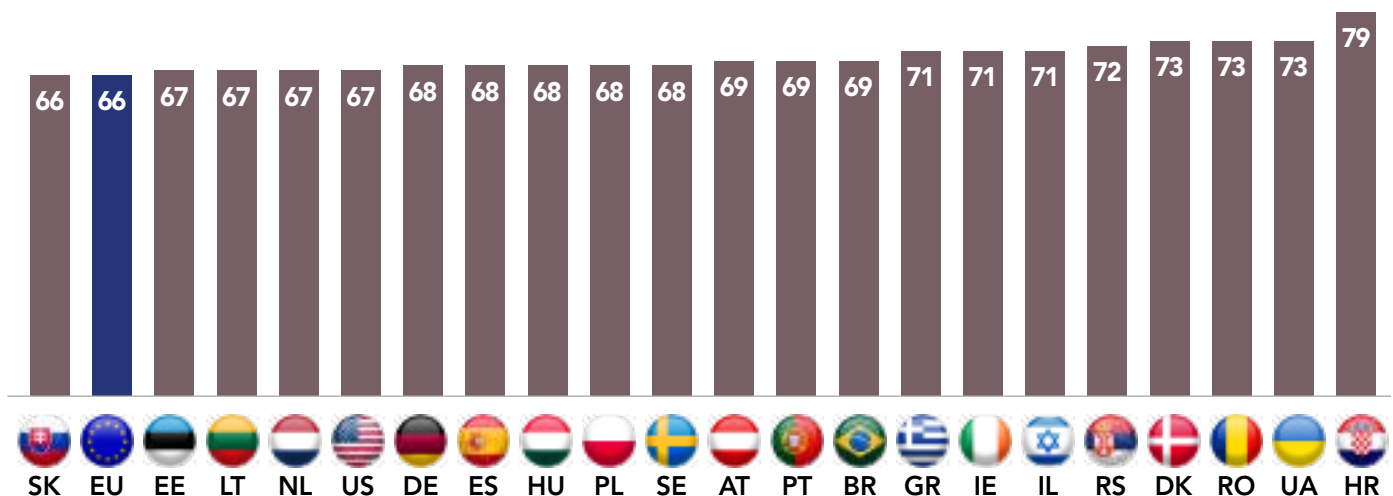
Beyond comparing different democracies, the importance attributed to collective action and its modes varies depending on several criteria. As such, there is obviously a link between interest in politics and the importance attributed to means of collective action. Those who declare an interest in politics are more likely than those who are not interested in it to choose the “very important” option when discussing the value of modes of collective action (70% versus 57%). However, this relationship is not true in all democracies: thus, while Croatians have the highest percentage of “very important” responses (79%), only a third (36%) say they are interested in politics.

The role of politicization is reflected in the influence of political orientation on the importance given to modes of collective action. These methods are thus more often deemed “very important” among respondents who position themselves on the left (73%) than among those on the right (63%). In addition, the closer the respondents are to the ends of the left-right scale, the more often they consider voting, protesting, participating in decision-making and expressing themselves freely “very important”: 78% on the far left and 65% on the center left; 70% on the far right and 60% on the center right<sup>1</sup>. It should be noted that the attachment to the right to protest in the streets is much greater among the far left (71%) than the far right (49%), underlining the ongoing nature of the profound differences between these two political cultures.

Lastly, senior executives and the intellectual professions are more inclined (67%) to deem it “very important” to be able to vote, demonstrate, express themselves and take part in collective decision-making than unskilled employees and workers (63%). Furthermore, it should be noted that those who describe their lifestyle as “very threatened” more often attach great importance (response: “very important”) to the modes of collective action (78%) than those who believe their lifestyle is “not at all threatened” (65%).

### Importance placed in the main principles of democratic expression (continued)

Average of responses which deem the following abilities “very important”: “to protest, march in the streets and dissent” + “to take part in the decision-making process” + “to vote for the candidate of your choosing” + “having the right to say what you think”



© Fondation pour l’innovation politique/International Republican Institute – 2019

1. Respondents had to position themselves on a scale from 0 to 10, with 0 representing the far left and 10 the far right. Here we took the figure of 4 to represent the center left and the figure of 6 to represent the center right.

# A MAJORITY OF THE DEMOCRATIC WORLD IS IN FAVOR OF THE DEATH PENALTY

VICTOR DELAGE

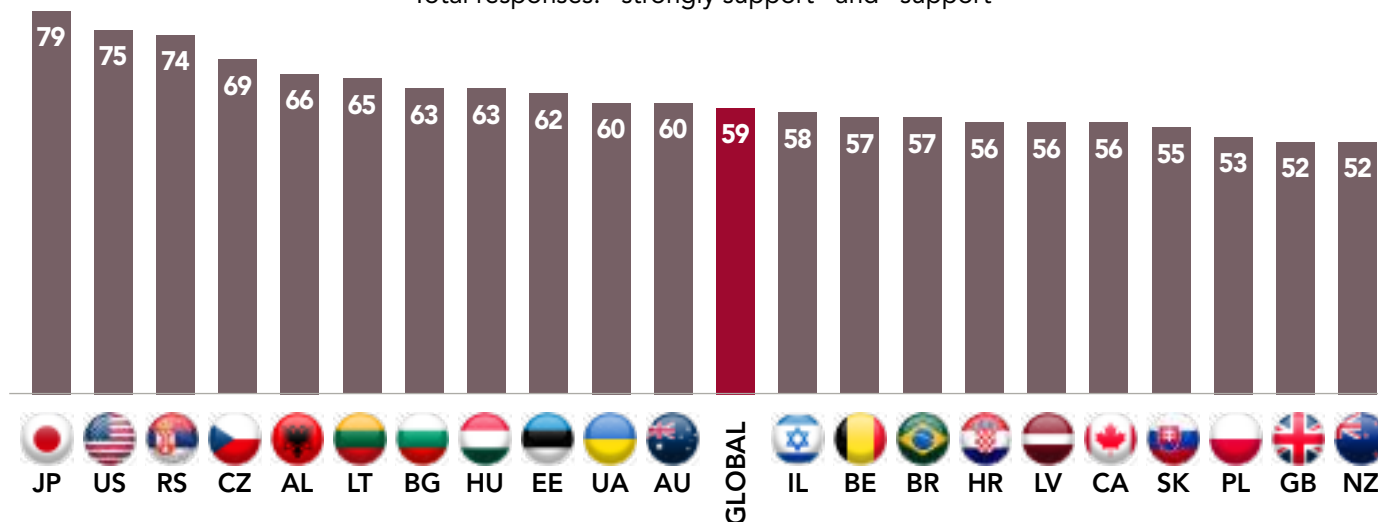
While more than two-thirds of countries worldwide have abolished the death penalty either in law or in practice<sup>1</sup>, 59% of respondents in our survey are in favor of it. This figure is all the more spectacular because, of the 42 democracies included in this study, only two countries, Japan and the United States, still apply the death penalty in common law. We note that the Japanese (79%) and the Americans (75%) are the most in favor of the death penalty.

Citizens of countries where the death sentence is only abolished for common law crimes are also notably in favor of the death penalty. This is the case for Israel (58%), which retains it for crimes against humanity, crimes of genocide and treason cases, and Brazil (57%), for wartime deserters. In the history of the State of Israel, the death sentence has been used twice, the best known being the hanging and cremation of Adolf Eichmann, high dignitary of the Nazi regime, responsible for the logistics of the "Final Solution". Nevertheless, on November 4th 2018, Prime Minister Benjamin Netanyahu gave the go-ahead for easing the legal framework of the death penalty and allowing for the execution of terrorists convicted of murder. On the other hand, the newly elected Brazilian President Jair Bolsonaro declared that the abolition of the death penalty was "an unchangeable clause of the Constitution" of 1988.

Described as a "top priority of the European Union's human rights policy", the death penalty is no longer practiced on its territory and is even one of the conditions of entry for candidate countries. However, although 57% of Europeans say they oppose it (59% in 2017), a majority of citizens in 11 of the 27 Member States favor the death penalty, and striking distinctions appear between the inhabitants of Western Europe and those from the East. In the Western part of the European Union, only Belgians (57%) say they support the death penalty. Another founding country comes close: one in two French people (50%) is in favor of the death penalty. If we add the British (52%), one wonders if there is not a connection with the fact that these three countries were, in the European Union, the most affected by terrorist attacks in recent years. The outrage provoked by these crimes may fuel vengeful rhetoric based on "exemplary punishment".

## Do you support or oppose the death penalty?

Total responses: "strongly support" and "support"



© Fondation pour l'innovation politique/International Republican Institute – 2019

1. "To date, 108 states have abolished the death penalty for all crimes, 7 have abolished it for common crimes, and 29 have implemented a moratorium on executions, totaling 144 states. On the other hand, the death penalty is still applied in 55 states and territories" (France Diplomatie, « La peine de mort dans le monde », updated October 2018, [www.diplomatie.gouv.fr/fr/politique-etrangere-de-la-france/droits-de-l-homme/peine-de-mort/la-peine-de-mort-dans-le-monde/](http://www.diplomatie.gouv.fr/fr/politique-etrangere-de-la-france/droits-de-l-homme/peine-de-mort/la-peine-de-mort-dans-le-monde/)).

## Profile of people most in favor of the death penalty

	Support	Oppose
<b>Sex</b>		
Women	56	44
Men	61	39
<b>Age</b>		
Under 35 y.o.	59	41
35-59 y.o.	60	40
60 y.o. and over	56	44
<b>Age of graduation</b>		
Below 21 y.o.	63	37
21 y.o. or after	57	43
Still a student	52	48
<b>Number of children</b>		
No children	53	47
One or more	62	38
<b>Political positioning</b>		
Political right	70	30
Political left	42	58

© Fondation pour l'innovation politique/International Republican Institute – 2019

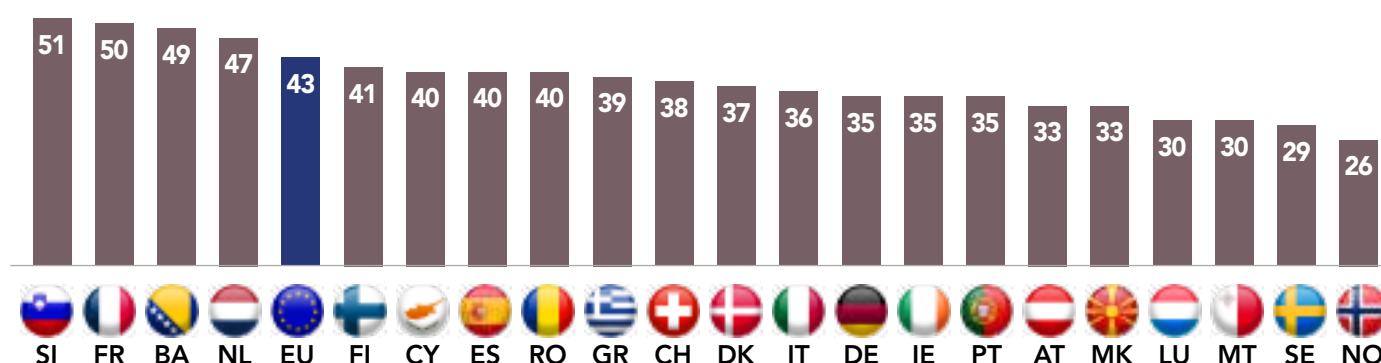
Approval for the abolition of the death penalty is not necessarily a given among Europeans. Thus, if we compare the results of this survey with its previous edition published in 2017, we note that opinion in favor of the death penalty has progressed spectacularly in certain European Union Member States, such as Finland, where it jumped 14 points (from 27 to 41%), or Austria, where it increased 11 points (from 22% to 33%).

However, it is in the countries of Central and Eastern Europe that support for reinstating the death penalty is the strongest, as evidenced by the Czechs (69%), Lithuanians (65%), Hungarians (63%), Bulgarians (63%), Estonians (62%), Croatians (56%), Latvians (56%), Slovaks (55%), Poles (53%) and Slovenes (51%). In the Balkans, the scores are more heterogeneous. The death penalty attains 74% of support among Serbs and 66% among Albanians, but remains a minority in Bosnia and Herzegovina (49%) and in North Macedonia (33%).

The issue of the death penalty is likely to continually arise throughout democratic societies. Our survey ultimately found that one in two citizens is in favor of capital punishment in more than half (24 countries exactly) of the 42 democracies studied.

## Do you support or oppose the death penalty? (continued)

Total responses: "strongly support" and "support"



© Fondation pour l'innovation politique/International Republican Institute – 2019

# ABORTION – BETWEEN LIBERALIZATION AND MORAL RESISTANCE

VICTOR DELAGE

The issue of abortion spans our societies and our era. Although, in recent decades, an increasing number of states have incorporated the right to abortion into their legislation, the same is not always true of society. The tolerance of opinion regarding this act varies considerably depending on the political, social and cultural contexts of different countries. For example, depending on their beliefs, respondents to our survey take more or less progressive or conservative positions on the issue of abortion, whereas monotheistic religions have posed abortion as a “moral dilemma”<sup>1</sup>.

## Acceptance of abortion and religious orientations

	Support abortion rights	Oppose abortion rights
Atheist, non-believer	89	11
In search of spirituality, agnostic, believer without any particular denomination	79	21
Christian	59	41
Jewish	77	23
Muslim	52	48
Others	65	35
Don't know	72	28

© Fondation pour l'innovation politique/International Republican Institute – 2019

Generally, it is in developed and democratic countries, mainly in Europe and North America, that abortion laws are the most liberal<sup>2</sup>. To the question “Do you support or oppose abortion rights?”, more than two-thirds of the citizens (70%) of the 42 democracies studied responded that they supported it. Nevertheless, as we will see, there are still significant variations in national opinions. It should be remembered that, depending on the state, legislation may differ considerably, from one extreme to the other: in some countries, abortion is allowed without restriction, at the request of the woman in question; in others, any abortion is strictly prohibited and punishable by law. Between these two cases, a large number of countries allow abortion under certain conditions, which are often very restrictive, linked to the physical or mental health of women, malformation of the fetus, consequences of situations of rape or incest, economic and social reasons, etc.

In our survey, opposition to abortion was the most widespread among the Maltese (88%). Moreover, the island, of which over 90% of the population is Catholic, remains the only country in the European Union in which abortion is strictly prohibited: women who terminate their pregnancy voluntarily and their practitioner incur up to three years' imprisonment. Hostility towards the right to abortion is also greater than the European Union average in Cyprus (66%) and, to a lesser extent, in Greece (33%), probably due to the importance of the Orthodox Church, which is opposed to its decriminalization.

1. See Nathalie Bajos and Michèle Ferrand, “L'avortement ici et ailleurs. Introduction”, Contemporary societies, n°. 61, January-March 2006, p. 5-18 ([www.cairn.info/revue-societes-contemporaines-2006-1-page-5.htm](http://www.cairn.info/revue-societes-contemporaines-2006-1-page-5.htm)).

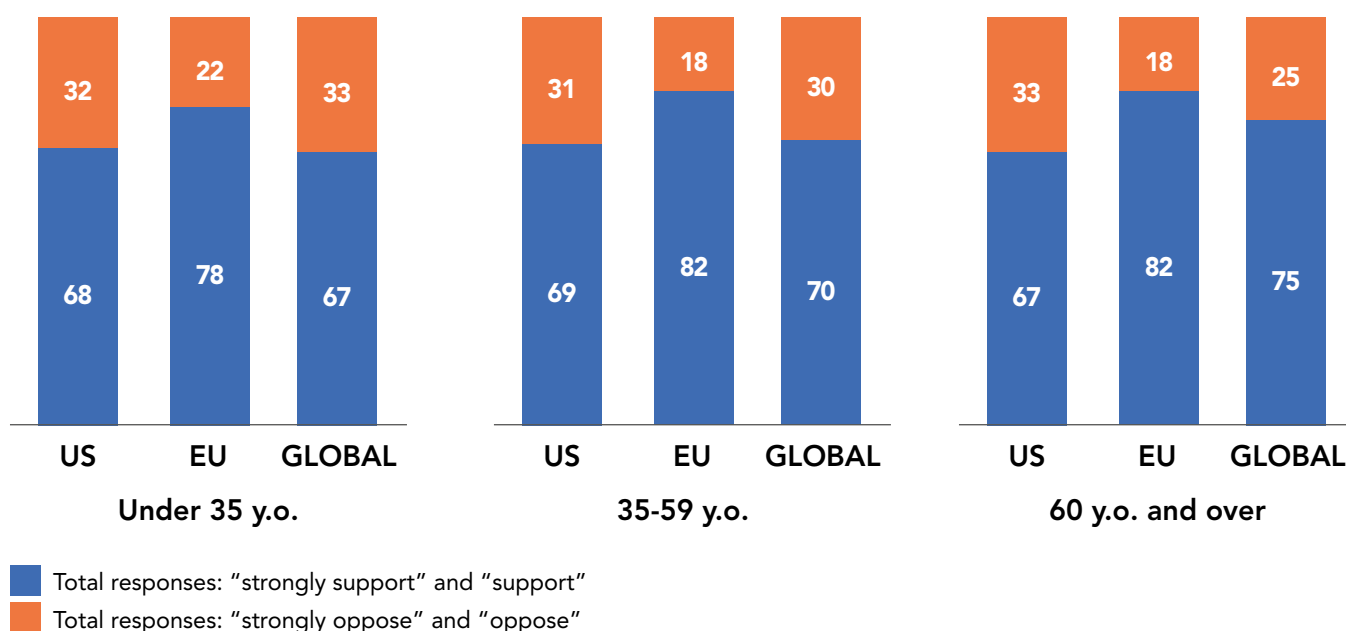
2. See United Nations-Department of Economic and Social Affairs, “World Population Policies Database” ([https://esa.un.org/poppolicy/about\\_database.aspx](https://esa.un.org/poppolicy/about_database.aspx)).

## IN EASTERN EUROPE, OPINION IS GENERALLY FAVORABLE TO ABORTION

In the post-communist countries that are now members of the European Union<sup>3</sup>, opinion is on average overwhelmingly (70%) in favor of abortion. In the face of the slow spread of modern contraception, which was not easily accessible for a long time in these countries, abortion has become, since the 1950s, a very common practice<sup>4</sup>. Now, in these countries, most respondents are in favor of the right to abortion, as our survey reveals among the Czechs (88%), Slovenes (87%), Estonians (86%), Hungarians (84%), Bulgarians and Croatians (81%), Lithuanians (77%), Slovaks (72%) and Latvians (70%). We should point out, however, that national law has not always evolved in the direction of increased access, as shown by the recent case of Poland: legal and free of charge in this country from 1956 to 1993, it is now restricted and only permitted in certain situations (major risk to health, malformations of the fetus, rape). In 2016, a bill from the conservative Polish government of the Law and Justice Party (PiS) even attempted to ban it outright, which Parliament ultimately rejected, following major protests. It is clear that the role and power of the Catholic Church in countries such as Poland or Romania remains very significant and partly explains the fact that 40% of Poles and 37% of Romanians remain opposed to abortion. This is even more the case in the east, where 74% of Albanians, 53% of Macedonians, 50% of Bosnians and 31% of Serbs are against it, although it is legal in these countries.

In Western Europe, a majority of countries are strongly in favor of abortion: France and Sweden (94%), Denmark (92%), Finland (89%), Belgium (88%), Luxembourg (86%), Germany and the Netherlands (85%), and Austria (83%). While the revision of abortion laws began for most of these countries in the 1970s-1980s<sup>5</sup>, others have joined them in recent years in making their legislation more permissive. Ireland, long considered one of the most restrictive countries on this issue, is the latest case of abortion liberalization in Europe, following the May 25th 2018 referendum, when two-thirds (66.4%) of Irish voters voted to repeal the eighth amendment to the Constitution, which prohibited the act. In our study, while the percentage of Irish people in favor of the right to abortion is 9 points lower than the European Union average (81%), the figure nevertheless remains high (72%).

### Do you support or oppose abortion rights?



© Fondation pour l'innovation politique/International Republican Institute – 2019

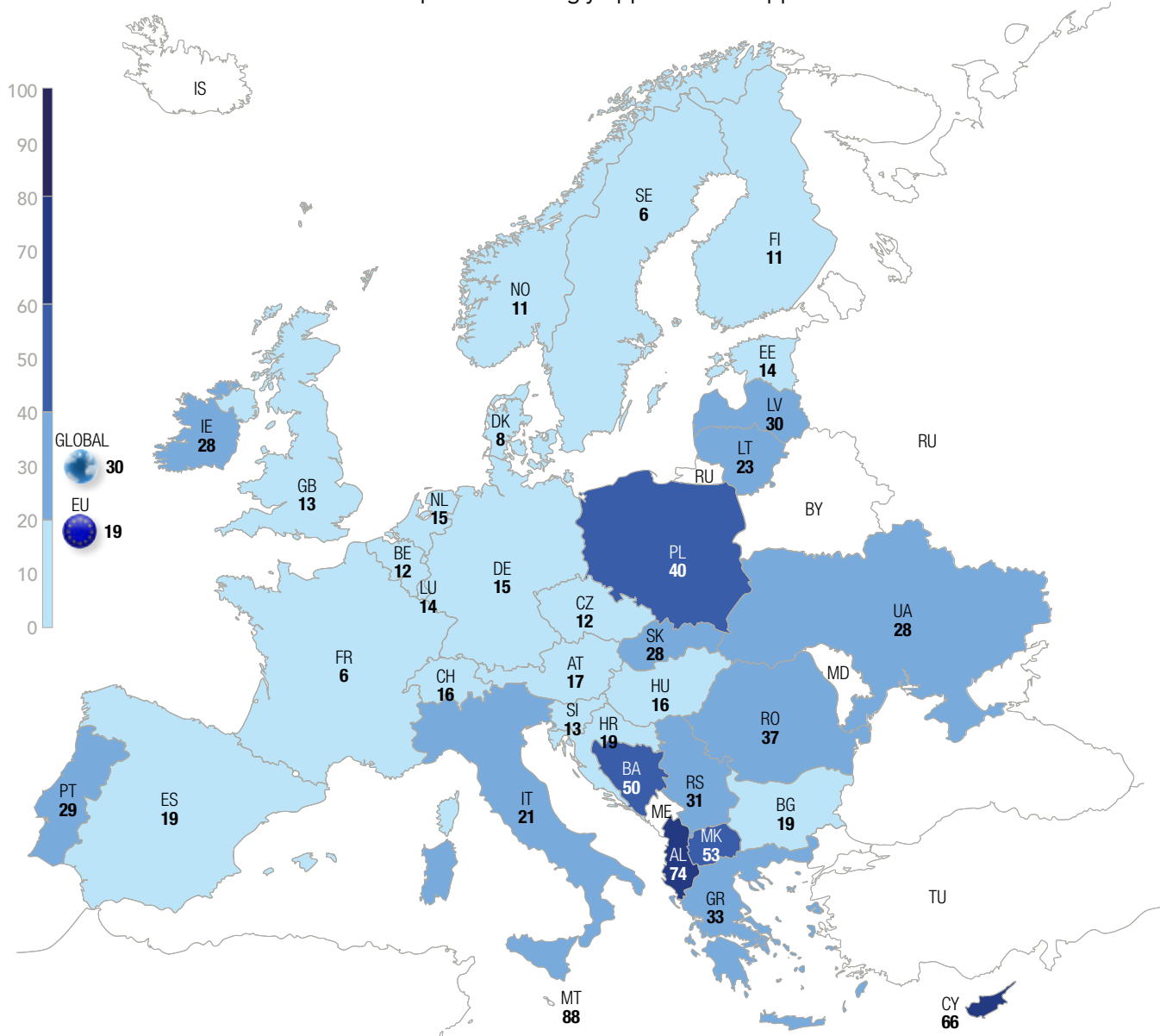
3. The following countries fall into this category: Bulgaria, Croatia, Czech Republic, Estonia, Hungary, Latvia, Lithuania, Poland, Romania, Slovakia and Slovenia.

4. See Tomáš Sobotka, "Le retour de la diversité : la brusque évolution de la fécondité en Europe centrale et orientale après la chute des régimes communistes", *Population*, vol. 58, N°. 4-5, July-October 2003, p. 511-548 ([www.cairn.info/revue-population-2003-4-page-511.htm](http://www.cairn.info/revue-population-2003-4-page-511.htm)).

5. See Agnès Guillaume and Clémentine Rossier, "L'avortement dans le monde. État des lieux des législations, mesures, tendances et conséquences", *Population*, vol. 73, n°. 2, 2018, pp. 225-322 ([www.cairn.info/revue-population-2018-2-page-225.htm?contenu=article](http://www.cairn.info/revue-population-2018-2-page-225.htm?contenu=article)).

## Do you support or oppose abortion rights?

Total responses: "strongly oppose" and "oppose"



© Fondation pour l'innovation politique/International Republican Institute – 2019

## SUPPORT FOR ABORTION ENCOUNTERS STRONG OPPOSITION IN BRAZIL AND THE UNITED STATES

Nevertheless, the continued existence of the right to abortion no longer appears to be guaranteed in some Western European countries. In Portugal, while 29% of citizens surveyed responded that they are opposed to abortion, the government amended the law in 2015, which now makes women responsible for all costs related to terminating their pregnancy. In Italy, the practice may be limited since doctors have the option to use the "conscience clause" which exempts them from engaging in acts that may go against their ethical, moral and religious principles. According to a report by the Council of Europe, "it appears that the percentage of doctors refusing to offer abortions amounts to approximately 70% in this country<sup>6</sup>". It should be noted, however, that eight out of ten Italians (79%) state that they support the right to abortion.

In the other democracies studied outside Europe's borders, Canadians (82%), Australians (81%), the Japanese (79%) and, to a lesser extent, New Zealanders (73%) and Israelis (72%) are mostly in favor of the right to abortion at rates above the democratic average (70%), unlike Americans and Brazilians, where one-third (32%) and two-thirds (65%) of the population are against abortion, respectively. In the United States, while abortion has been a constitutional right since the *Roe vs. Wade* ruling (1973), each state retains autonomy on this issue. Since 2017, several states have adopted numerous restrictions on the access to abortion, both through specific regulations applied to the medical institutions that perform abortions and through requiring the presence of a parent in the event of an abortion performed on a minor. Lastly, in Brazil, the subject of abortion has become even more sensitive due to the strong growth of evangelical Christianity.

6. See Council of Europe, Women's sexual and reproductive health and rights in Europe, December 2017, p. 38 (<https://book.coe.int/en/commissioner-for-human-rights/7481-pdf-womens-sexual-and-reproductive-health-and-rights-in-europe.html>).

# ACCORDING TO PUBLIC OPINION, THE ROLE OF THE STATE IN THE ECONOMY SHOULD BE LIMITED AND THE FREEDOM OF BUSINESSES INCREASED

ERWAN LE NOAN

The year 2018 was marked by the tenth anniversary of the bankruptcy of Lehman Brothers Bank, an event considered to be the highlight of the outbreak of an economic crisis that shook the world. The decade that followed has fueled numerous debates about the real or imagined responsibility for what is referred to as “economic liberalism”, when it is clearly more about financial capitalism<sup>1</sup>. The assimilation of the two terms does not clarify these debates. Still, ten years after this historic financial disaster, from observing public opinion in the 42 countries of this survey, we can learn several lessons about different populations’ perceptions of the economy.

The first observation is that the balance seems to favor the withdrawal of the state from the economic sphere: 59% of respondents believe that the “role of the government in the economy should be limited and the freedom of enterprises should be strengthened”, while the remaining 41% prefer a stronger role for the state and increased control over companies.

## With regard to economic policy, would you say that...



■ The role of the government in the economy should be limited and the freedom of enterprises should be strengthened

■ The role of the government in the economy should be strengthened and the freedom of enterprises should be limited

© Fondation pour l'innovation politique/International Republican Institute – 2019

A first reading of these results is geographical: support for the public apparatus’ withdrawal varies across the 42 countries. The English-speaking countries are among the most fervent supporters of a withdrawal of the state from the economy (68% in the United States, 61% in the United Kingdom, 59% in New Zealand and 57% in Canada, but only 50% in Australia). In the European Union, support for state withdrawal barely reaches a majority (52%), but its support is unevenly distributed among the Member States. They can be summarily divided into four groups.

The first consists of countries whose citizens support state intervention, such as Germany (63%) and Luxembourg (59%). This positioning can be explained by the German “ordoliberal” tradition, which promotes market competition through dynamic state supervision and strict control over businesses<sup>2</sup>.

The second group is made up of “social democracies”, where opinion favors a withdrawal of the state, but where interventionist support remains strong. This is the case for respondents from Belgium (54% favor the withdrawal of the state), Denmark (54%), Sweden (53%), Ireland (53%), France (53%) and Austria (52%).

1. To better understand the mechanisms of the so-called subprime crisis and the role of state intervention in this crisis, see Raghuram Rajan, *Fault Lines: How Hidden Fractures Still Threaten the World Economy*, Princeton University Press, 2010.

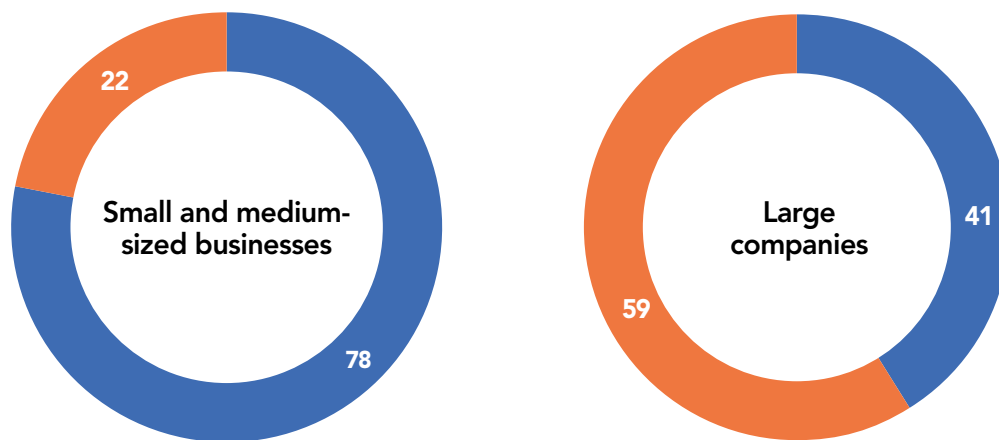
2. See Patricia Commun, *Les Ordolibéraux. Histoire d'un libéralisme à l'allemande*, Les Belles Lettres, 2016.

The third group is made up of southern countries that have severely suffered through the economic crisis. In these nations, citizens are more favorable to a withdrawal of the state, as demonstrated by the Greeks (63%) and Italians (58%). However, this is not a Mediterranean tropism since citizens of the Iberian Peninsula are, for the most part, in favor of increased interventionism (Spain, 62%; Portugal, 52%).

Furthermore, the last group brings together a large portion of the democracies that have recently joined the European Union. Here, responses are clearly favorable to an economy in which the state plays a less important role, as evidenced by the Slovenes (83%), Hungarians (78%), Poles (70%), Latvians (66%) and Slovaks (59%).

The extraordinarily rich material that our survey provides shows that support for state withdrawal seems to more broadly reflect respondents' level of trust in society, individuals and their businesses. Indeed, demand for greater public control is accompanied by a greater distrust of economic actors and a certain dissatisfaction with the way in which democracy functions. Thus, support for a freer economy is accompanied by a bias in favor of companies. Small and medium-sized businesses enjoy massive public support (78% of respondents trust them), and reaches a higher level among those calling for withdrawal of the state (81%) than among those who, conversely, wish for a stronger presence of public authorities in the economy (73%). While trust in large companies is evidently much weaker (41%), it is higher among those who believe in a free market (45%) than those who instead expect more intervention from the state (35%).

### Trust in companies



- Total responses: "entirely trust" and "somewhat trust"
- Total responses: "entirely distrust" and "distrust"

© Fondation pour l'innovation politique/International Republican Institute – 2019

Trust in economic actors and their freedom seems to be echoed in respondents' satisfaction with the way democracy works: those who believe that democracy works "very well" in their countries are more inclined to support the withdrawal of the state (63%) than those who consider that it works "very poorly" (58%).

Public opinion on the question of public intervention is undoubtedly affected by concern about public debt. Across the 42 democracies surveyed, 79% of respondents are concerned about the level of government debt and deficits. This fear is mainly shared both by those who support state intervention (77%) and by those against it (80%). Concern is particularly strong in the European Union, especially among Belgians (80%), French (81%), Slovenes (81%), Cypriots (81%), Portuguese (84%), Poles (84%), Lithuanians (84%), Croatians (85%), Italians (86%), Hungarians (86%), Bulgarians (86%), Slovaks (86%), Spaniards (87%) and Greeks (91%).

Overall, these results summarize the challenges faced by political leaders who wish to reduce the role of the state in the economy in a context of uncertainty and social concern: 87% of respondents are worried about funding of social programs (retirement benefits, healthcare, etc.) and more than three quarters of interviewees (80%) are also worried about social inequality.



# SCHOOLS AND HEALTH SERVICES: PARTICULARLY POPULAR INSTITUTIONS

ERWAN LE NOAN

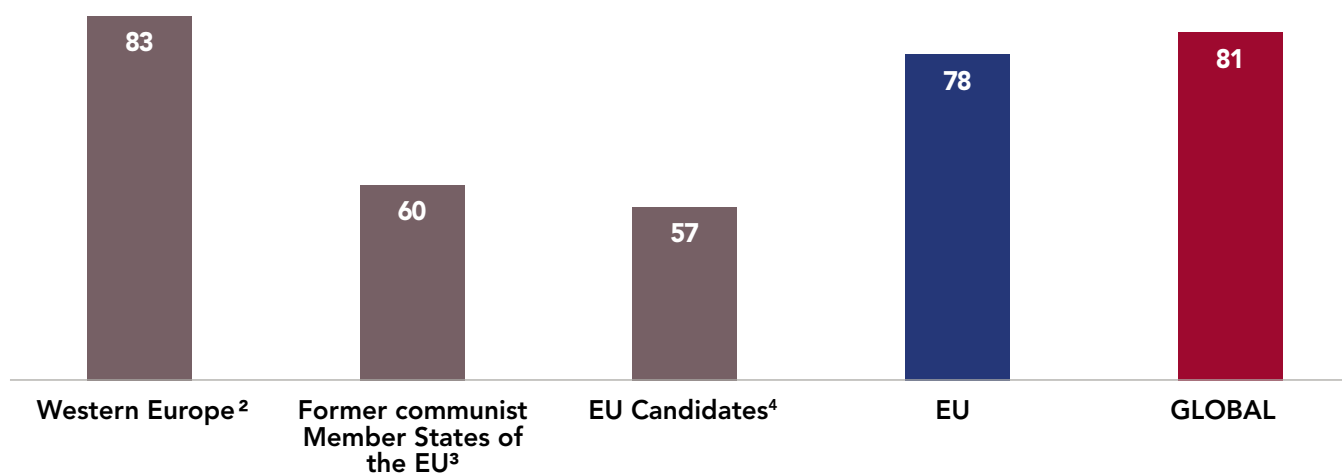
The term “school” here refers to the school system in general, from primary school through higher education, while the health sector includes hospitals and the medical professions. In public opinion, school and health services enjoy broad trust. Of the 36,395 citizens surveyed in the 42 democracies studied, 81% expressed trust in the health services and 75% in educational institutions.

The level of trust is very high in most of the countries studied. Some results may be counter-intuitive. Trust in the health system in the UK (92%) and the U.S. (90%) is dramatically high. Although the UK National Health Service is often considered to be in dire straits and access to healthcare in the U.S. is felt to be deeply unequal, it must be noted that both countries are among the leaders in terms of trust in healthcare institutions. Similarly, with regard to education, Swedish schools, long presented as a model in Europe, now give rise to a certain mistrust on the part of the Swedes: only 58% say they trust schools, 17 points below the average for the countries covered by the survey (75%).

Health services enjoy a privileged position, with no other institution<sup>1</sup> receiving such a high level of trust. However, a very clear divide appears between the democracies of Western Europe (with the notable exception of Italy) and the former communist countries, where trust in the health services is much lower.

## Trust in hospitals and medical professions

Total responses: “entirely trust” and “somewhat trust”



© Fondation pour l'innovation politique/International Republican Institute – 2019

The level of trust in hospitals and medical professions reaches 87% among the French, Irish and Austrians, 88% among the Estonians, 89% among the Norwegians, Danes and Belgians, and borders on unanimity among the Spaniards (90%), Finns (91%) and Dutch (94%). This trust can be seen more generally in all the richest countries in the OECD, such as Australia (95%), New Zealand (93%), Switzerland (87%) and Israel (86%).

1. The other institutions of the survey are: the government, Parliament, the judicial system, political parties, the police, the armed forces, the media, unions, small and medium-sized businesses, large companies, religious authorities, non-profit organizations, the European Parliament and the European Commission.

2. The following countries fall into this category: Austria, Belgium, Cyprus, Denmark, Finland, France, Germany, Greece, Ireland, Italy, Luxembourg, Malta, Netherlands, Portugal, Spain and Sweden.

3. The following countries fall into this category: Bulgaria, Croatia, Czech Republic, Estonia, Hungary, Latvia, Lithuania, Poland, Romania, Slovakia and Slovenia.

4. The following countries fall into this category: Albania, Bosnia and Herzegovina, North Macedonia and Serbia.

Conversely, the level of trust is significantly lower in the countries that have become members of the European Union more recently: there is a significant difference between the level of trust among Romanians (45%) and Slovenians (76%), or Bulgarians (49%), Slovaks (57%), Poles (60%), Hungarians (64%) and Cypriots (64%), although the latter do not come from the former communist bloc.

The Greeks and Italians stand out here. Although they belong to the world of the most developed OECD countries, their level of trust in their health systems is noticeably lower than that of their neighbors: 74% for Italians and 61% for Greeks.

Overall, men have slightly more confidence in the health system than women (82% versus 79%). In some democracies, the trust gap is quite significant, including Sweden (87% vs 75%), Germany (88% vs 79%), Brazil (75% vs 66%), Lithuania (76% vs 68%), Slovenia (79% vs 72%) and Slovakia (61% vs 54%). In the European Union, it is only in Spain that women (91%) have more faith in the health system than men (89%). Outside the European Union, many democracies report results that buck the overall trend, with women feeling more trust for the health system than the men surveyed: 61% of Albanian women trust the health system, compared to 54% of Albanian men, 88% of Israeli women compared to 83% of Israeli men, and 94% of New Zealand women compared to 91% of New Zealand men.

### Trust in institutions

Total responses: "entirely trust" and "somewhat trust"

	Senior Executives and Intellectual professions	Intermediate professions and Skilled Employees	Unskilled Employees and Workers
Schools	82	72	74
Hospitals/Medical professions	86	77	77

© Fondation pour l'innovation politique/International Republican Institute – 2019

In democratic societies, the education system is of particular political importance since it is supposed to offer opportunities for social mobility to as many people as possible and to reduce inequalities. Data from our survey show that the educational institution generally enjoys the trust of citizens (75%). Nevertheless, some countries remain significantly below the average. This is the case among the democracies of Central and Eastern Europe. Thus, despite a 3-point increase from our previous study in 2017 (43%), Hungarians remain the most uncertain about their school system, with the lowest level of trust among all the countries surveyed (46%). It is also one of the countries where, according to recent research, social determinism has a particularly strong influence<sup>5</sup>. Although still the majority opinion, trust levels among Romanians (56%), Slovaks (61%) and Bulgarians (65%) remain relatively low, compared to the average of the 42 countries in the survey (75%). However, limited trust in educational institutions is not confined to the former communist countries. It is also expressed by the Italians (59%), Greeks (60%) and Spaniards (70%), three countries where the level of trust is noticeably lower than the overall average.

Elsewhere, where trust prevails, a distinction must be made between countries where the level is in line with or close to the average, including Brazil (74%), Germany (76%), France (77%) and Israel (78%), and countries where trust is almost unanimously shared. The latter group includes both Northern European countries (Denmark, 81%; Norway, 81%; Finland, 89%), older European Union Member States (Portugal, 80%; Belgium, 85%; Ireland, 89%) and newer Member States (Estonia, 87%; Malta, 95%).

It is interesting to note that the countries with the most "liberal" reputations are among those where trust in the educational institutions is very high: the United States (83%), the United Kingdom (86%), Australia (88%), the Netherlands (89%), Canada (90%) and New Zealand (90%).

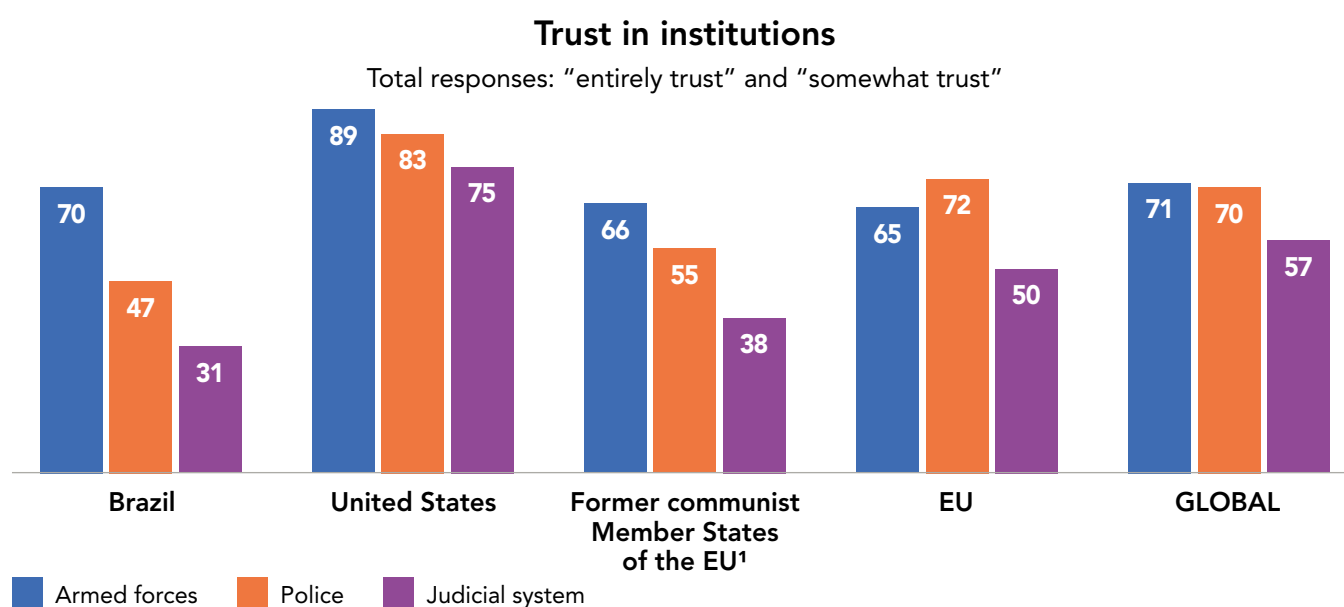
5. See OCDE, "A Broken Social Elevator? How to Promote Social Mobility", oecd.org, June 15th 2018 ([www.oecd.org/social/broken-elevator-how-to-promote-social-mobility-9789264301085-en.htm](http://www.oecd.org/social/broken-elevator-how-to-promote-social-mobility-9789264301085-en.htm)).

# THE ARMY, POLICE, AND JUSTICE: STRONG SUPPORT FOR INSTITUTIONS OF LAW AND ORDER

MATHIEU ZAGRODZKI

Our study reflects the troubled times with which our societies are faced. In the 42 democracies studied, a significantly large majority of respondents are concerned about crime (85%), terrorism (80%), war (71%) and immigration (61%). In light of this, it is interesting to look at the popularity and legitimacy of law-and-order institutions such as the police, the judicial system and the armed forces.

First observation: overall, in all the surveyed countries, 7 out of 10 citizens trust the police (70%) and the armed forces (71%). Only hospitals/medical professions (81%), schools (75%) and SMEs (78%) rank higher among respondents. The judicial system lags behind at 57%, mainly due to exceptionally low levels of trust in some former Eastern bloc countries and in Brazil.



© Fondation pour l'innovation politique/International Republican Institute – 2019

## HIGH TRUST IN THE POLICE IN EUROPE AND NORTH AMERICA

The police – and this confirms our 2017 survey<sup>2</sup> – are highly trusted by Finns (87%), Danes (87%) and Norwegians (83%). The Estonians (86%), Luxembourgers (85%), Swiss (85%), Dutch (83%), Austrians (83%), Germans (82%, down 3 points from the previous survey) and British (82%) are also highly positioned. In France, the popularity of the police (78%), related to reactions towards the Islamist terrorist attack perpetrated against the satirical newspaper Charlie Hebdo in 2015, is confirmed by several surveys (opinion studies ranked the popularity of law enforcement before January 2015 at around 65%). Trust levels are also high in North America (85% in Canada, 83% in the United States), despite controversy surrounding the excessive use of force and the repeated deaths of African-Americans at the hands of the police in controversial circumstances.

In the European Union, the lowest levels of trust in the police are to be found in former communist bloc countries, as a result of persistent problems of corruption in some of these countries. One-third of Bulgarians trust the police (34%, 2 points lower than in 2017), 40% among Slovaks (5 points lower) and 42% among Romanians (4 points lower). Along with the Greeks (49%), they are the only countries in the European Union

1. The following countries fall into this category: Bulgaria, Croatia, the Czech Republic, Estonia, Hungary, Latvia, Lithuania, Poland, Romania, Slovakia and Slovenia.

2. Dominique Reynié (ed.), *What Next for Democracy? An International Survey by the Fondation pour l'innovation politique*, Plon, 2017.

where less than half of respondents say they “entirely trust” or “somewhat trust” the police. While corruption and very high crime rates (nearly 64,000 homicides in 2017) probably explain Brazilians’ strong distrust of the police (53% say they do not trust them), it is in Ukraine that distrust is the highest (67%) among all 42 surveyed democracies.

There is a generational gap that, while not spectacular, remains significant: 75% of respondents aged 60 and older trust the police, compared to 66% of those aged 34 years-old and under, representing a 9-point difference. Additionally, respondents on the left of the political spectrum have the most critical view of the police (34% do not trust the police compared to only 22% of respondents on the right).

## IN SOME DEMOCRACIES, THE JUDICIAL SYSTEM IS DISTRUSTED

Trust in the judicial system is extremely low in Bulgaria (17%), Croatia (22%), Serbia (24%), Slovakia (27%) and Slovenia (29%). It equals or exceeds 50% in only 22 of the 42 countries surveyed.

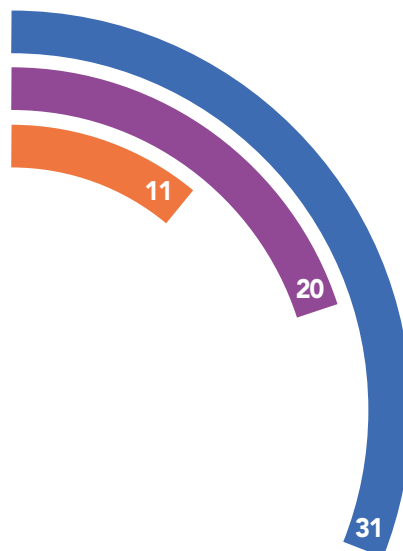
A considerably large distinction is apparent among respondents with different professions: a disparity of 16 points separates managers and professionals (67% trust the judicial system) and unskilled employees (51%). This is proof that the judicial system is probably seen by respondents with more modest professions as inaccessible and serving the interests of the more powerful. In the case of France, a focus on political positioning provides an interesting insight: the two extremes of the political spectrum are the most critical of the judicial system. While the extreme left (respondents ranked the most to the left on a scale of 0 to 10) does not trust the judicial system (72%), distrust is even stronger at the other end of the political spectrum (79% for respondents ranked most to the right). This could be explained by the perception that the criminal justice system is too permissive.

## THE ARMED FORCES, A RESPECTED INSTITUTION THROUGHOUT EUROPE

Trust in the army is only lower than 50% in one country: Japan (41%). These results, with peaks at 90% in Israel and 89% in the United States, show that there is indeed a distinction to be made between the police and the army: the first is a public service with enforcement power that citizens can face on a daily basis; the army is both a force to intervene exteriorly and a national symbol. Religion and political affiliation play a vital role in interviewees’ consideration vis-à-vis this truly sovereign institution. Firstly, there is a significant difference between Christians (79%), Muslims (65%) and Atheists (58%). Secondly, the army is perceived much more positively on the political right (83% trust the institution) than on the political left (61%).

### Is having the armed forces govern the country a good or a bad way of governing?

Total responses: “very good” and “good”



■ Under 35 y.o. ■ 35-59 y.o. ■ 60 y.o. and over

© Fondation pour l’innovation politique/International Republican Institute – 2019

# DEMOCRACIES UNDER PRESSURE AND THE EUROPEAN VALUES STUDIES: CONVERGENT DATA

PIERRE BRÉCHON

Surveys of European values (*European Values Studies*, EVS) have been conducted every nine or ten years since 1981, across almost all European countries. They had not been updated since 2008. A new round of the survey, carried out in 2017-2018, is currently being published<sup>1</sup>. In the meantime, the data collected by the Fondation pour l'innovation politique (Fondapol) and the International Republican Institute (IRI) between September-October 2018 provide an update on the evolution of political values and on the support for democratic political systems in national public opinions. Here, we will analyze a number of questions from the present survey which were also asked in the surveys on Europeans values, after first explaining why this comparison must be made cautiously.

## A CAUTIOUS COMPARISON

There are several factors that, when taken into account, lead us to be cautious in drawing conclusions from this comparison. There are in fact few questions shared by the surveys, and the wording of those questions can vary: it is not certain that even when the questions are identical in the two master questionnaires (which is generally the case for the questions chosen here), the translations of said questions were identical across the different countries.

The survey methodologies are not at all the same. The Fondation pour l'innovation politique and the International Republican Institute conducted the survey in forty-two countries based on national samples obtained online from panels provided by a polling organization (except in a few countries where a face-to-face method was used), while the EVS survey is face-to-face (with some online experiments), across thirty-eight European countries, following a very demanding random selection procedure. We know that the choice of online vs face-to-face interviews can alter the results, particularly for questions which are subject to "social desirability" effects: a survey can, for example, more easily uncover xenophobic tendencies online than when subjects are facing an interviewer.

An online survey can be carried out over a short period of time, whereas it takes much longer to complete a random face-to-face survey in subjects' homes. The period of the Fondation pour l'innovation politique-International Republican Institute survey was condensed over two months (September-October 2018), whereas it often took four or five months to complete the EVS survey. In addition, for the EVS survey, each country had to source its own funding, and the methodology applied resulted in exorbitant field costs. As a result, the national teams have sometimes been forced to postpone the field survey until they have completed a round of funding requests. Thus, the survey originally scheduled for autumn 2017 was, in nearly half of the countries, only carried out in 2018.

The comparison of the two surveys may also be imperfect due to different practices regarding "non-response" answers. With online methods, it is possible to allow respondents not to answer each question or, on the contrary, to require a response to each question (before moving on to the next). It appears that the Fondation pour l'innovation politique-International Republican Institute survey often did not allow non-responses, while they are systematically provided for by the EVS survey.

There is an additional difficulty in comparing the data from the two surveys: the EVS data have so far only been published for sixteen countries (without international weighting). Nevertheless, it is indeed possible to compare the results of the two surveys and to reach very interesting conclusions. Eleven countries have been selected for this purpose from among the available results of the two surveys. These eleven countries cover Western, Eastern and Southern Europe: Austria, Bulgaria, Croatia, the Czech Republic, Germany, the Netherlands, Poland, Slovakia, Slovenia, Spain, and Switzerland<sup>2</sup>.

1. The data for France have been published by Pierre Bréchon, Frédéric Gonthier and Sandrine Astor (ed.) in *La France des valeurs. Quarante ans d'évolutions*, Grenoble University Press, 2019. You can also consult the website [www.valeurs-france.fr](http://www.valeurs-france.fr).

2. This results in a group of 10,201 individuals for the Fondation pour l'innovation politique and the International Republican Institute survey and 14,432 individuals for the EVS survey.

In order to allow comparison with the EVS averages, which do not currently have international weighting, an exception has been made and the averages of the study by the Fondation pour l'innovation politique and the International Republican Institute will not be weighted in the first two tables. For the first table below, the comparison concerns four types of political systems for which each interviewee must say whether he or she feels it is good or bad. The resulting rankings are quite similar, regardless of the survey used. Democracy is widely popular, but the use of experts is also rather well-received, while calling on a strongman with authoritarian power is seen negatively, and even more so the idea of power entrusted to the army.

Way of governing	Fondapol-IRI 2018 results*				EVS 2017-2018 results			
	Very good	Good	Bad	Very bad	Very good	Good	Bad	Very bad
Having a democratic political system with an <b>elected Parliament</b> that runs the government	36	52	10	2	57	37	5	2
Having <b>experts</b> decide what is best for the country, rather than the government	23	47	23	7	19	41	21	10
Being led by a <b>strongman</b> who does not have to worry about Parliament or elections	12	25	29	34	7	21	28	43
Having <b>the armed forces</b> govern the country	3	9	27	61	2	8	26	64

© Fondation pour l'innovation politique/International Republican Institute – 2019

\* This survey was administered in September and October 2018 and the study was published in 2019.

Note for the reader: On average, in the eleven countries concerned, a democratic political system with an elected Parliament that runs the government is deemed to be a "very good" way of governing by 36% of the Fondapol-IRI study's sample, and by 57% of EVS respondents.

We should add that this ranking of results is more or less universal. When people from nearly every country in the world are asked what they think about different political systems, democracy almost always comes out on top, even in very undemocratic countries<sup>3</sup>. The democratic aspiration is universal, but we will see further on that it often remains superficial.

In the table above, the case-by-case comparison of the two surveys often shows similar percentages, but differences do sometimes emerge: the most positive assessment of a democratic government is significantly more frequent in the EVS survey than in the Fondation pour l'innovation politique-International Republican Institute survey (57% versus 36%).

It is also apparent that analyses cross-referencing responses on this subject with socio-demographic variables aimed at understanding the logic of opinion on a given subject provide evidence of very similar relationships, regardless of the survey used. The raw figures may be different, but the relationships between the variables – and therefore the sociological conclusions that can be drawn from the data – are most frequently the same.

Let us show a second comparison: the Fondation pour l'innovation politique-International Republican Institute survey has a series of questions regarding trust in institutions that is quite similar to the one included in the European Values Survey (see adjacent table). Again, the percentages are not exactly the same, but the conclusions that can be drawn from the two surveys are similar.

3. The surveys undertaken in Arab countries show this clearly (see Pierre Bréchon, "Les opinions publiques arabes. Entre attachement à l'Islam et à la démocratie", *Futuribles*, n°. 425, July-August 2018, p. 5-19).

	Fondapol-IRI 2018 results*				EVS 2017-2018 results			
	Entirely trust	Somewhat trust	Distrust	Entirely distrust	Entirely trust	Somewhat trust	Distrust	Entirely distrust
Hospitals/ Health system	22	54	18	6	14	44	33	10
Schools/ Education system	15	61	20	5	13	49	32	6
The police	16	52	23	9	15	48	29	7
The armed forces	12	50	27	12	11	47	33	9
Religious authorities/ The Church	3	20	33	44	10	26	37	26
Unions	6	44	33	17	4	30	44	22
Large companies	3	33	46	19	3	28	50	19
The media	3	32	43	22	2	17	48	32
The judicial system	9	38	32	21	9	34	39	19
The Parliament	5	33	38	24	4	25	43	27
The government	5	30	34	30	4	25	44	27
Political parties	2	20	43	36	2	15	48	35

© Fondation pour l'innovation politique/International Republican Institute – 2019

\* The Fondapol-IRI survey identifies sixteen institutions, the EVS eighteen. The table here shows those that are identical or very similar. When there are different headings, the first one corresponds to the Fondapol-IRI wording, while the second one corresponds to the EVS wording. The response options are not entirely identical but in both cases are related to the idea of trust. The Fondapol-IRI questionnaire did not offer the possibility of not responding, unlike the EVS.

Regardless of the survey, the general distribution of responses is roughly the same for each institution. The nuanced (median) positions represent most of the responses. In other words, there is never widespread trust and quite rarely systematic mistrust. Total trust never exceeds 22%, with total mistrust rising as high as 44%.

It is for the trade unions that the results vary the most between surveys. According to the Fondation pour l'innovation politique-International Republican Institute survey, the assessment of trade unions is balanced with the relationship of trust at 50/50. However, according to the EVS data, trust is limited to one-third of respondents (34%), with distrust rising to two-thirds (66%). Overall, the responses from the Fondation pour l'innovation politique-International Republican Institute survey show a slightly higher level of trust than those of EVS, which may suggest that the samples surveyed by the Fondation pour l'innovation politique-International Republican Institute survey are more conformist than those used by the EVS.

There is an exception to the higher trust found in the data of the Fondation pour l'innovation politique-International Republican Institute survey: "the religious authorities" (Fondapol-IRI wording) are seen more negatively than "the Church" (EVS wording). The phenomenon can be explained by the wording used. The term "Church" is more global, while the term "religious authorities" refers only to those who run the organizations. Today, their image might be more negative than that of their followers.

In both surveys, the ranking of institutions is fairly similar. The institutions of the welfare state (hospitals/healthcare<sup>4</sup> and educational systems), intended to meet the fundamental needs of individuals, as well as those that represent the defense of order and public security (armed forces and the police), generate quite strong trust. Organizations based in civil society (trade unions, large companies<sup>5</sup>, the media<sup>6</sup>) are seen somewhat negatively.

The main institutions that embody representative democracy (Parliament, the government, parties) still seem to be subject to slightly more criticism. In different countries, Europeans, who are proud supporters of the democratic system, have little trust in the institutions that embody it<sup>7</sup>. This is a sign of democratic fragility which we will come back to.

Having shown the challenges but also the value of comparisons, as conclusions based on several parallel observations have more weight, let us now refine the conclusions that can only be drawn from the Fondapol-IRI study by looking at 30 countries, the 27 countries of the European Union plus Norway, the United Kingdom and Switzerland, and by introducing the differences between these countries<sup>8</sup>.

4. The different wording used - "hospitals and medical professions" for the Fondapol-IRI survey, "health system" for EVS - may help explain the difference in results. The practical formulation adopted by the Fondapol-IRI survey would attract more positive responses than the off-putting reference to a system.

5. The image of SMEs, also examined by the Fondapol-IRI survey, is much more positive than that of large companies.

6. The media have long been subject to suspicion, but opinions have recently become even more negative in the context of fairly widespread criticism of the elites in many European countries.

7. They even trust the European institutions slightly more than their national political institutions.

8. The results presented in the previous tables only change by 2 or 3 points when taking into account 30 countries instead of 11.

## DEMOCRACY: A SUPERFICIAL ATTACHMENT, BUT CONSISTENT WEAKNESSES

The table below shows the list of the different political systems by country. For all 30 countries selected, 88% consider representative democracy a “very good” or “good” political system, with small differences between countries (from 83% in Romania to 93% in the United Kingdom).

	Support for different political systems Total responses: “very good” and “good” way of governing					Democracy works well in your country
	Representative democracy	Direct democracy	Government of experts	Authoritarian power	Military power	
Austria	90	65	58	47	9	70
Belgium	87	62	67	30	15	60
Bulgaria	85	76	87	62	21	24
Croatia	90	80	88	39	14	19
Cyprus	87	63	67	24	10	57
Czech Republic	88	76	86	46	13	48
Denmark	88	60	44	23	12	83
Estonia	86	69	31	44	15	66
Finland	88	57	70	42	14	69
France	85	66	60	31	14	53
Germany	88	57	49	38	8	65
Greece	90	76	59	19	15	42
Hungary	92	84	85	34	8	24
Ireland	90	64	55	20	13	71
Italy	88	60	53	41	13	33
Latvia	85	59	70	41	17	55
Lithuania	90	70	80	70	9	53
Luxembourg	90	51	44	29	4	86
Malta	92	52	45	19	15	74
Netherlands	90	42	57	15	9	69
Norway	86	53	39	24	8	86
Poland	85	79	69	23	15	43
Portugal	86	57	60	36	14	62
Romania	83	65	80	57	24	25
Slovakia	90	80	86	51	11	32
Slovenia	86	77	86	54	10	23
Spain	88	70	74	25	12	39
Sweden	87	44	37	12	5	76
Switzerland	87	67	42	24	10	88
United Kingdom	93	60	55	28	19	62
<b>Average*</b>	<b>88</b>	<b>64</b>	<b>60</b>	<b>33</b>	<b>13</b>	<b>52</b>

© Fondation pour l'innovation politique/International Republican Institute – 2019

\* Weighted average according to the size of countries' populations.

Note for the reader: In Austria, 90% of respondents consider that having a democratic political system with an elected Parliament that controls the government is a “good” or “very good” way of governing a country.

The Fondation pour l'innovation politique-International Republican Institute measured a fifth type of system (not covered by the EVS data), namely, “having citizens decide what is best for the country, rather than the government”. Two-thirds of Europeans broadly agree with this form of political system, direct democracy, which shows that many supporters of representative democracy nevertheless want it to give more weight to the voice of citizens.



The differences by country are greater than for representative democracy: responses range from 42% support in the Netherlands to 84% in Hungary. The countries which are least in favor of it are those that are most satisfied with the functioning of their representative democracy, especially the Scandinavian countries. Satisfied with their system, they are less likely to find it necessary to express themselves directly, while the direct participation of citizens in decision-making seems particularly appealing where public opinion is generally dissatisfied with the functioning of democracy, particularly in the countries of Eastern Europe.

A political system that gives great weight to experts also enjoys broad support (nearly two out of three Europeans). Once again, the differences between countries are significant and are explained by the same type of logic as above. A government of experts is seen as particularly attractive in the European countries of the former communist bloc, but also in Spain, probably because democracy there is recent and does not seem to function very soundly. This way of governing is much less attractive to the Swedes (37%), Norwegians (39%), Swiss (42%), Danes (44%), Luxembourgers (44%), Maltese (45%), and also Estonians (31%).

While political power in the hands of a strong leader who is not subjected to the control of a Parliament or elections is considered good only by a third of Europeans (33%), it is nevertheless surprising to see such a high score in a Europe where, according to the Treaty of the European Union, all member countries claim to support democratic values. The authoritarian temptation is still strong in some Eastern countries, in Lithuania (70%), Bulgaria (62%) or Romania (57%), and weak in countries with the strongest democratic traditions, in Sweden (12%) and the Netherlands (15%).

The only political system clearly rejected by Europeans is power being entrusted to the military (just 13%), with small differences by country (from 4% in Luxembourg and 5% in Sweden to 24% in Romania). There is therefore a quasi-consensus against the idea of military power<sup>9</sup>.

The right-hand column of the adjacent table no longer concerns desired political systems, but rather the assessment of the effectiveness of the functioning of democracy in the country<sup>10</sup>. This indicator is obviously very important as it measures the public's trust in its political institutions and indicates the stability of the country. The more dissatisfaction prevails, the stronger the temptation will be to deviate from the democratic ideal. Overall, the level of satisfaction is mixed: 52% on average, again with very significant national differences, following the logic already explained. Some countries view the functioning of their national democracy very favorably (Scandinavian countries, Switzerland, Luxembourg, the Netherlands, but also Ireland, Malta and Estonia)<sup>11</sup>, while others are very critical (Croatia, Bulgaria, Romania, Hungary, Slovenia, Slovakia). In former communist Europe, the Baltic countries, the Czechs and, in part, the Poles, escape this pessimism. On the other hand, unexpectedly, a very negative opinion is found among the Italians (only 33% have a positive opinion), who are very critical of the functioning of their political system. It is possible that the strong negative opinions recorded in the autumn of 2018 are due to the combination of two dissatisfactions: that of those who are discontented with the traditional political parties and voted for populist movements in the legislative elections, and that of the people who, on the contrary, are very worried about the rise to power of these forces.

In light of these results as well as those of the European Values Surveys<sup>12</sup>, where the same geographical rationales appear in each round of the survey, we realize that the attachment to democratic values is not as strong as one might think by simply looking at its position at the top of the list of political systems. Everyone, or nearly everyone, is in favor of democracy, but not exclusively so. Some of those who declare themselves to be democrats are prepared to accept other systems, particularly in crisis situations. When we create an index of the strength of democratic values<sup>13</sup>, it reveals that only 50% of Europeans can be considered exclusive democrats (having four or five responses in favor of democratic positions), 33% cautious democrats (three responses in favor of democratic positions) and 17% non-democrats (zero, one or two responses in favor of democratic positions).

9. For the other countries studied by the Fondapol-IRI survey, not selected here, military power is seen as "very good" or "good" only in Brazil (45%) and Macedonia (35%). In Brazil, the economic crisis, rising violence, dissatisfaction with political corruption and the resulting instability after the impeachment of the President and Lula's imprisonment may explain this military temptation, although the country has already experimented with such a system between 1964 and 1985. This high level of support for the military option makes it possible to understand Jair Bolsonaro's success in the 2018 presidential election.

10. A similar question also exists in the 2017-2018 EVS survey, but with a ten-point scale for responses, from 1 ("not at all satisfied") to 10 ("completely satisfied"). The question from the Fondapol-IRI survey ("Would you say that democracy in your country works very well, well, poorly or very poorly?") is almost identical to the one EVS asked in 2008.

11. Trust in democratic regimes is particularly strong in richer countries, although the economic criterion is not the only explanation for variations in the evaluations (see Ronald F. Inglehart, *Les Transformations culturelles. Comment les valeurs des individus bouleversent le monde ?*, Grenoble University Press, 2018).

12. See Pierre Bréchon and Frédéric Gonthier (ed.), *Atlas des Européens. Valeurs communes et différences nationales*, Armand Colin, 2013 ; Id., *Les Valeurs des Européens. Évolutions et clivages*, Armand Colin, 2014.

13. Based on the five questions about desirable political systems, we count the number of democratic answers from each respondent. Responses of very or quite good for the systems of representative democracy and direct democracy are considered democratic, as well as responses of very or quite bad for a government of experts, authoritarian power and military leadership of the country.

Trust in institutions						
Total responses: "entirely trust" and "somewhat trust"						
	Schools	The police	Armed forces	The judicial system	Parliament	Political parties
Austria	77	<b>83</b>	56	<b>69</b>	51	27
Belgium	<b>85</b>	77	72	55	47	24
Bulgaria	65	34	59	17	10	9
Croatia	81	58	65	22	24	7
Cyprus	71	56	64	61	51	28
Czech Republic	80	72	73	49	30	19
Denmark	81	<b>87</b>	<b>79</b>	<b>84</b>	<b>64</b>	<b>53</b>
Estonia	<b>87</b>	<b>86</b>	<b>80</b>	<b>68</b>	53	21
Finland	<b>89</b>	<b>87</b>	<b>86</b>	<b>75</b>	45	27
France	77	78	78	50	44	12
Germany	76	<b>82</b>	52	<b>64</b>	<b>54</b>	<b>35</b>
Greece	60	49	65	45	20	6
Hungary	46	57	63	42	24	13
Ireland	<b>89</b>	75	<b>87</b>	<b>76</b>	<b>61</b>	<b>41</b>
Italy	59	74	61	40	33	12
Latvia	81	67	73	42	32	13
Lithuania	77	77	71	46	29	11
Luxembourg	72	<b>85</b>	67	<b>76</b>	76	49
Malta	<b>95</b>	73	<b>82</b>	55	<b>66</b>	<b>48</b>
Netherlands	<b>89</b>	<b>83</b>	75	<b>71</b>	<b>63</b>	<b>50</b>
Norway	81	<b>82</b>	<b>80</b>	<b>82</b>	<b>73</b>	53
Poland	71	57	68	41	23	13
Portugal	80	72	64	41	36	15
Romania	56	42	66	35	16	8
Slovakia	61	40	57	27	19	12
Slovenia	75	64	54	29	21	9
Spain	70	72	57	40	35	11
Sweden	58	76	65	65	<b>65</b>	<b>46</b>
Switzerland	81	<b>85</b>	61	<b>77</b>	<b>70</b>	<b>40</b>
United Kingdom	<b>86</b>	<b>82</b>	<b>85</b>	<b>76</b>	51	<b>34</b>
<b>Average*</b>	<b>77</b>	<b>68</b>	<b>70</b>	<b>55</b>	<b>44</b>	<b>26</b>

© Fondation pour l'innovation politique/International Republican Institute – 2019

\* Weighted average according to the size of countries' populations.

Note for the reader: In Austria, 77 % of respondents "entirely trust" or "trust" schools.

## WHILE THE WELFARE STATE AND INSTITUTIONS OF ORDER ARE POPULAR, THIS IS LESS THE CASE FOR THE INSTITUTIONS OF REPRESENTATIVE DEMOCRACY

We return to trust in institutions to present the country-specific results of the Fondation pour l'innovation politique-International Republican Institute survey. Of course, the levels vary by country. The adjacent table shows the country distributions only for certain institutions. Trust is generally stronger in Western European countries, especially in Scandinavian countries<sup>14</sup>, Switzerland, the United Kingdom and Germany, than in Eastern European countries, in particular Romania, Slovakia, Bulgaria, Hungary, Poland, Croatia and Slovenia. However, the Baltic countries, and Estonia in particular, seem to have much more confidence in their institutions than the other countries of the former Soviet bloc. The Czech Republic also appears to place relative trust in its institutions.

In Southern Europe, the situation is mixed. The Greeks have long been relatively wary about many of their institutions (except the army), and Italians seem to have almost joined them. The Portuguese and the Spaniards hold intermediate positions, while the Maltese and Cypriots show more trust.

Trust in the army seems to be the most homogeneous across countries: the differences range from 52% in Germany to 87% in Ireland<sup>15</sup>. Trust in the judicial system, on the other hand, is very fragmented: from 17% in Bulgaria and 22% in Croatia to 84% in Denmark. When trust in the judicial system is low, public life and the security of relations between social actors are compromised. Similar reasoning can be applied to trust in Parliament, which is generally quite low in Europe (44%) and has even shown a tendency to decline in recent decades. A lack of trust in Parliament may promote illegal undertakings and populist tendencies, or even seditious and authoritarian actions.

These international surveys therefore show that trust in the democratic system is not as strong as one might think. While economic development and the existence of an appropriate political culture promote stable democracies, economic crises have the opposite effect. The weaknesses of democracy have existed for a long time, but today they are encouraged by a climate of discontent among part of the population with regard to its elites.

14. The low level of trust in schools in Sweden is thus all the more surprising.

15. The low level of trust in Germany is probably due to the memory of the Second World War, while the high level of trust among the Irish probably stems from the army's role in defending independent Ireland from British powers.

# EUROPE AND DEMOCRACY: LINKED DESTINIES



• <b>The Western Balkans on the road to democracy   Alex Tarascio</b> .....	108
• <b>Hungarians, Poles, Slovaks and Czechs feel that democracy is the best system   Jacques Rupnik</b> .....	112
• <b>Support for the euro protects Europe   Katherine Hamilton and Dominique Reynié</b> .....	114
• <b>Brexit in the UK: a divided nation   Sophia Gaston</b> .....	116
• <b>Brexit – a litmus test for generational divisions?   Maude Paillard-Coyette</b> .....	120
• <b>The Baltic States, between democratic ideals and authoritarian temptations   Mantas Adomėnas</b> .....	122
• <b>In the face of new threats, the revival of the idea of a European army   Victor Delage</b> .....	124
• <b>Europeans and the new public space: the media, social media and the Internet   Alex Tarascio</b> .....	127

# THE WESTERN BALKANS\* ON THE ROAD TO DEMOCRACY

ALEX TARASCIO

Whether a country is a Member State of the European Union or a candidate country, this does not necessarily impact how its citizens' view the Union. Croatian respondents, who are EU citizens, hold similar views on EU membership as Serbian respondents when asked about their potential accession – 37% of Croatians think their EU membership is “a good thing” while 33% of Serbs think their potential accession to the EU is “a good thing”. There are other such similarities, as to be expected between countries that share borders and a common political history. For instance, most Croatian respondents (57%) say the future of their country will be “not as good as it is now” compared to 52% of Serbian respondents who say the same<sup>1</sup>. On the other hand, beyond this example, the Western Balkan countries display a number of common characteristics and seem rather favorable to accession to the European Union, though with varying degrees of enthusiasm.

## MAJORITY OF WESTERN BALKAN CITIZENS SUPPORT EU ACCESSION

In general, a majority (51%) think EU accession would be a good thing, compared to those who think it would be “neither good nor bad” (33%) or a “bad thing” (16%). For the individual countries, majorities favor EU accession in Albania (88%), North Macedonia (60%) and Bosnia and Herzegovina (52%). In Serbia, more favor EU accession (33%) than oppose it (22%), but the largest number (45%) think it would be “neither a good nor a bad thing”.

Compared to Bosnia and Herzegovina (31%), North Macedonia (26%) and Albania (9%), Serbia has the largest number of respondents who remain on the fence, representing a substantial proportion of the population who are not decidedly against joining the European Union, but question how much good it will do. Demographically, respondents in this group are generally disinterested in politics (70%).

## NO CLEAR AFFINITY FOR ANY WORLD POWER

Sustained engagement efforts by China and Russia have resulted in far more positive views of the two countries in the Western Balkans than in other countries. China has used its “16+1 Framework”<sup>2</sup> to extend its influence in Europe and further its signature infrastructure investment project, the Belt and Road Initiative (BRI). China's foothold is perhaps most apparent in Belgrade, Serbia, where it has begun building a new Chinese Cultural Center in Novi Beograd, on the site of the former Chinese embassy destroyed by the United States during the 1999 NATO bombing of the then Yugoslavia. Russia has longstanding political ties to the Western Balkans – particularly in Serbia and Republika Srpska (one of two constitutional and legal entities of Bosnia and Herzegovina, the other being the Federation of Bosnia and Herzegovina), as well as North Macedonia to a lesser extent, and has expanded its cultural influence through tools such as the global television network Russia Today, which has become a major international news source for many in the Western Balkans.

When asked to choose between the United States, China, Russia, and the European Union, most identified the U.S. as the most influential country in the world. Respondents in the Western Balkans overall chose the U.S. first (67%), followed by Russia (15%), the European Union (10%) and China (8%).









It appears that citizens in the Western Balkans regard the most influential nations with the greatest concern, and see less influential powers as less concerning.

\* Albania, Bosnia and Herzegovina, North Macedonia and Serbia fall into the category of the “Western Balkans”. Croatia is not included here because of its status as a Member State of the European Union. It is important to maintain this distinction because the question of accession to the European Union defines the policies of Albania, Bosnia and Herzegovina, North Macedonia and Serbia in a fundamental way, which is not the case for Croatia.

1. When referring to respondents, the terms ‘Croatian’ and ‘Serbian’ mean all inhabitants who make up the nationally representative sample of each country. These terms do not refer to distinct ethnic categories.

2. “What's next for China's 16+1 Platform in Central and Eastern Europe?” The Diplomat, July 3rd (<https://thediplomat.com/2018/07/whats-next-for-chinas-161-platform-in-central-and-eastern-europe/>). The 16+1 was established in 2012 as a multilateral platform facilitating cooperation between China and 16 Central and Eastern European countries (CEEC). In recent years, the platform's summits have attracted a lot of attention, especially in Western Europe. The intensifying level of engagement between the 16 countries in the CEE region and China has considerably alarmed Brussels and Berlin.

**For each of the following powers, indicate whether you think their posture on the international stage is worrying, reassuring or neither**

	Worrying	Neither	Reassuring
<b>Western Balkans</b>			
 United States	52	25	23
 Russia	26	31	43
 European Union	25	37	38
 China	14	43	43
<b>EU</b>			
 United States	63	24	13
 Russia	61	29	10
 European Union	25	41	34
 China	40	49	11

© Fondation pour l'innovation politique/International Republican Institute – 2019

As a region wedged between competing world powers, this helps explain the results for how the Western Balkans see China. Viewed as the least influential of the four powers, China is seen as a reassuring presence compared to more familiar nearby powers. Respondents may see value in the balancing role China can play in offsetting the power of the United States, European Union, or Russia, suggesting those in the region do not wish to be beholden to or reliant on any single nation.

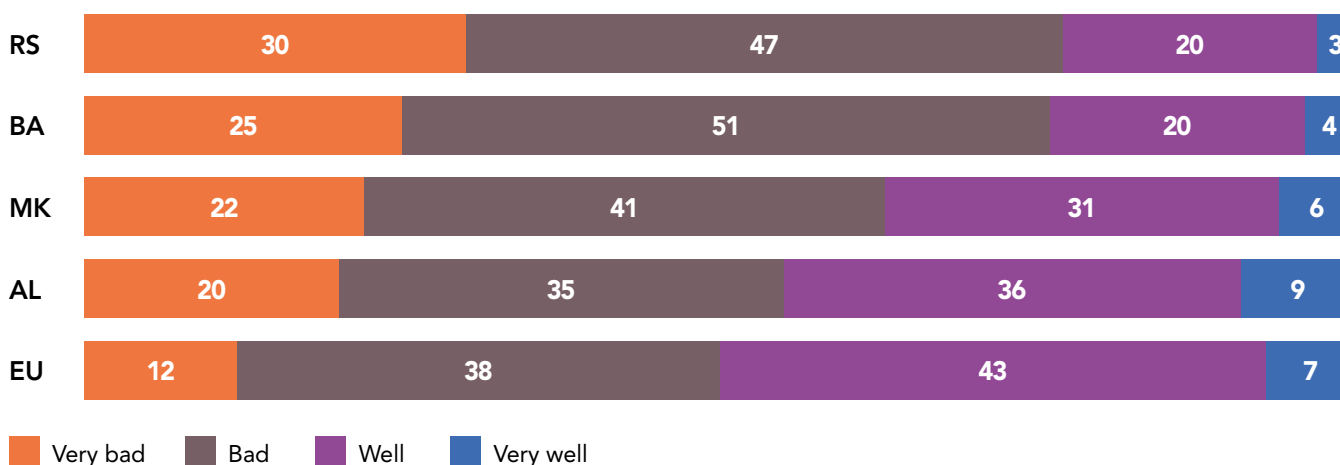
With respect to Russia, the differences in opinion are so pronounced that it is necessary to consider these countries individually, with particular attention given to Serbia and Albania. The data from Serbia reflect its historically strong ties with Russia: Serbia is the only country in Europe with a majority (56%) who believe that Russia's posture on the international stage is reassuring, and has the lowest share of respondents (12%) who say that Russia's posture is worrisome. Considering Serbia's history, it is not surprising to see its strong cultural affinity with Russia, and the intensity of that bond is perhaps the most dominant driver of Serbian opinion.

Albania occupies the opposite end of the spectrum, with more than half (51%) saying that they find Russia's posture to be worrisome and less than a quarter (24%) finding it reassuring. In contrast with Serbia, Albania holds extremely positive views toward the United States, with more citizens who find the U.S.' posture to be reassuring (59%) than any other surveyed country in Europe. This view is exceeded only by Albania's exceptionally positive view of the European Union: more Albanians view the EU as reassuring (72%) than any actual EU Member State.

## SUPPORT FOR DEMOCRATIC IDEALS, BUT DISTRUST FOR NATIONAL DEMOCRATIC INSTITUTIONS

Democratic principles have widespread support in the Western Balkans, but to most, the practice of democracy falls short. Across the region, most do not see democracy as well-functioning and have little trust in institutions connected to politics, including the government (29%), Parliament (27%), and political parties (15%). Political parties are the least trusted institution in most countries, but are viewed with particular negativity in the Western Balkans. In Serbia, parties net a mere 3% trust; the 97% of citizens who distrust political parties in Serbia is composed of 63% who “entirely distrust” parties.

### Would you say that democracy in your country works...



© Fondation pour l'innovation politique/International Republican Institute – 2019

Across the region, most say that democracy in their countries works poorly. Serbia (77%) and Bosnia and Herzegovina (76%) have the highest share of respondents who say democracy functions poorly, followed by North Macedonia (63%) and Albania (55%). An overall majority (56%) do not believe that electoral processes in their countries are transparent. Majorities agreed with the statement “voting is worthwhile because elections can make a difference” in Bosnia and Herzegovina (66%), Albania (54%) and North Macedonia (54%). In Serbia, a majority (54%) said that “voting is pointless because politicians do not care about the will of the people”.

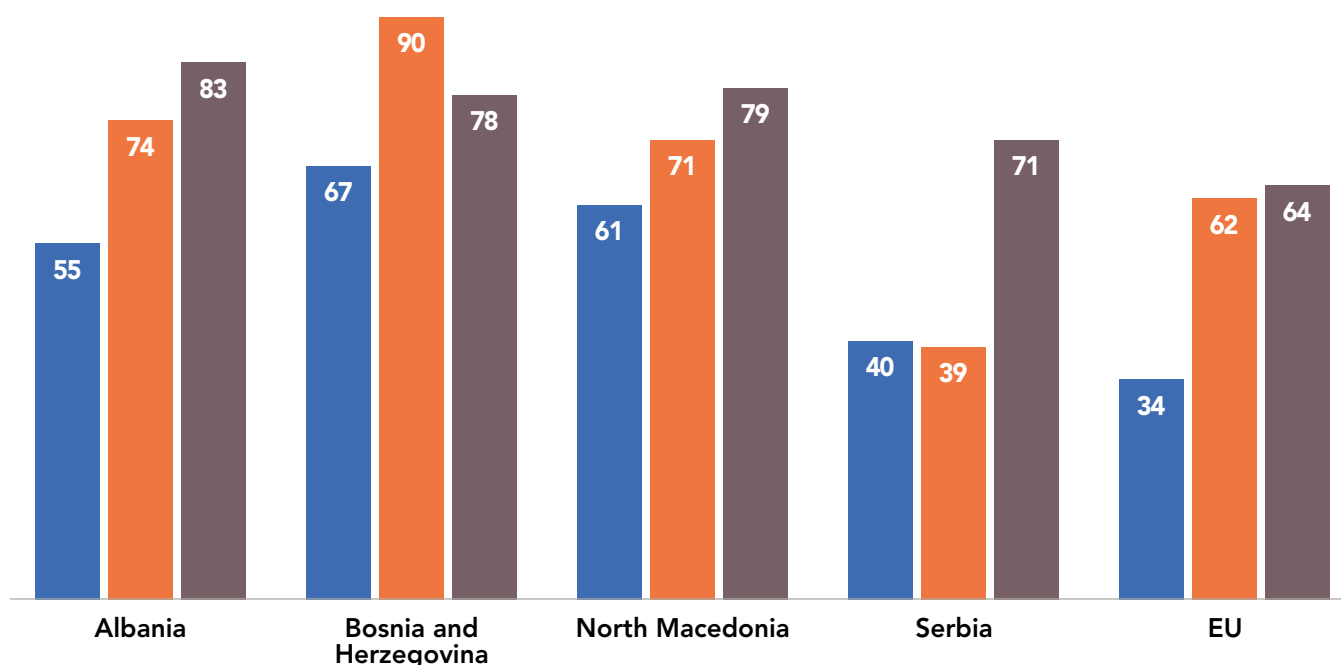
Political institutions enjoy higher levels of trust than those affiliated with politics or government. Schools are the most trusted institution across the region, and are seen most positively in North Macedonia (83%), Bosnia and Herzegovina (78%), Albania (75%), and Serbia (60%). The armed forces tend to be seen favorably in most countries, and the 64% of respondents in the Western Balkans who trust the military is similar to the 65% rate among EU Member States. Trust in the military is one of few categories where Serbian opinion closely follows its neighbors in the region.

North Macedonia has by far the most trust in government (44%) and Parliament (42%) compared to others in the region (Albania: 38% and 29% respectively, Bosnia and Herzegovina: 30% and 33% respectively, and Serbia: 21% and 18%), despite having emerged from a major democratic decline and political crisis only two years ago. It is possible their relatively more positive attitudes are a reflection that the country has moved in a positive direction since the political crisis that saw members of Parliament attacked and bloodied in 2017. The resolution of the name dispute between North Macedonia and Greece has also been a top priority for the government, which has linked the issue to NATO accession. Macedonians remain divided on a solution, although the country has been unusually involved on the subject. This question may have contributed to how Macedonians perceive their democratic institutions compared to their neighbors in the region.



## Indicate whether this way of governing a country is/would be very good, good, bad, or very bad

Total responses: "very good" and "good"



- Being led by a strongman who does not have to worry about Parliament or elections
- Having experts decide what is best for the country, rather than the government
- Having citizens decide what is best for the country, rather than the government

© Fondation pour l'innovation politique/International Republican Institute – 2019

Questions pertaining to private enterprises indicate that the Western Balkans hold a more positive view of businesses than of the government. Majorities in the four countries think "the role of government in the economy should be limited and freedom of enterprises should be strengthened" (64%). This view is more widespread in the Western Balkans compared to the EU, with a narrow majority (52%) favoring private businesses and less government regulation in the economy. In addition to favoring less regulation generally, respondents from the Western Balkans also show greater trust in businesses than in government institutions. Small and medium-sized businesses are viewed more favorably than large companies, which still benefit from a majority level of trust in every country except Serbia.

## Trust in businesses

Total responses: "entirely trust" and "somewhat trust"

	Large companies	Small and medium-sized businesses
Albania	55	64
Bosnia and Herzegovina	52	67
North Macedonia	61	68
Serbia	27	55

© Fondation pour l'innovation politique/International Republican Institute – 2019

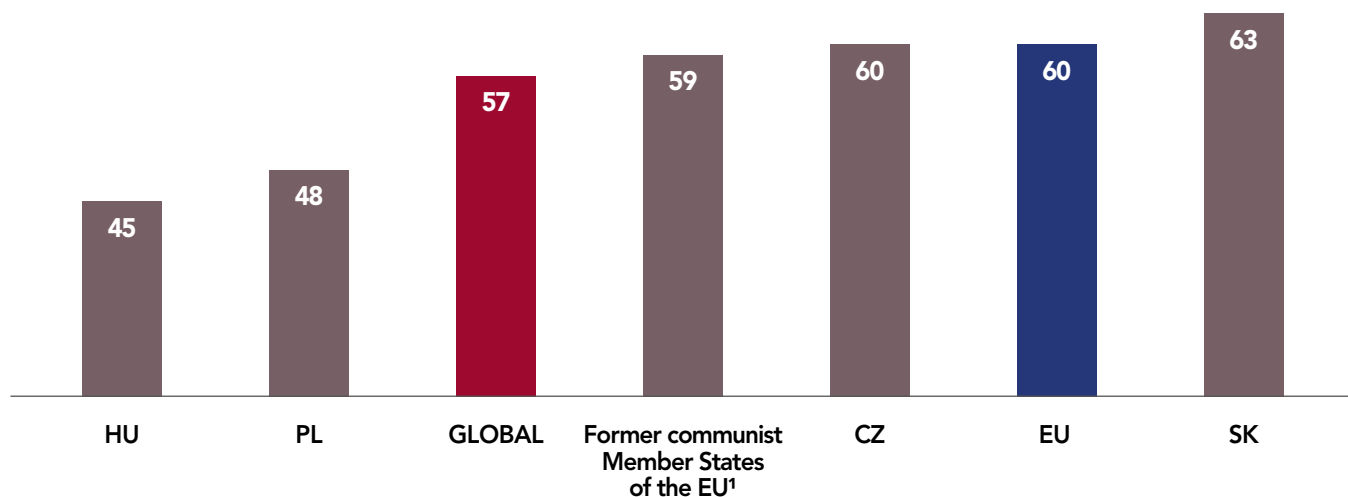
The media are facing a decline in trust across Europe but are viewed more positively in three out of four Western Balkans nations. The media are trusted by majorities in Albania (55%) and North Macedonia (53%), while distrust in the media dominates in Bosnia and Herzegovina (54%). Serbian attitudes are sharply different, with an extraordinary 91% of respondents expressing distrust in the domestic media. This may be attributable to a decline in media independence in recent years, which has created a news environment dominated by the government-controlled public broadcaster and government-aligned private broadcasters.

# HUNGARIANS, POLES, SLOVAKS AND CZECHS FEEL THAT DEMOCRACY IS THE BEST SYSTEM

JACQUES RUPNIK

Thirty years after the fall of the former communist regime, the citizens of the Visegrád group (Czech Republic, Hungary, Poland and Slovakia) consider that “there is no substitute for the democratic system, it is the best possible system”. However, this survey notes that this attachment is less pronounced in the Czech Republic (55%) and Slovakia (52%) than in Poland (68%) and Hungary (71%), countries where some “liberal” gains after 1989 have been recently mishandled.

## I prefer more order even if it means less freedom



© Fondation pour l’innovation politique/International Republican Institute – 2019

The assessment of democracy in the countries of the group is at the heart of the matter since only 24% of Hungarians, 32% of Slovaks, 43% of Poles and 48% of Czechs are satisfied with the way in which democracy works in their country, whereas the EU average is 50%. Throughout the region there is a crisis of confidence in the institutions of representative democracy (political parties, Parliament, etc.) and the media (up to 88% of Hungarians distrust the institution, for example), which probably accounts for a preference, well above the EU average, for a “government of experts” (up to 86% of Slovaks and 85% of Hungarians support this form of governance, for example, versus an EU average of 62%).

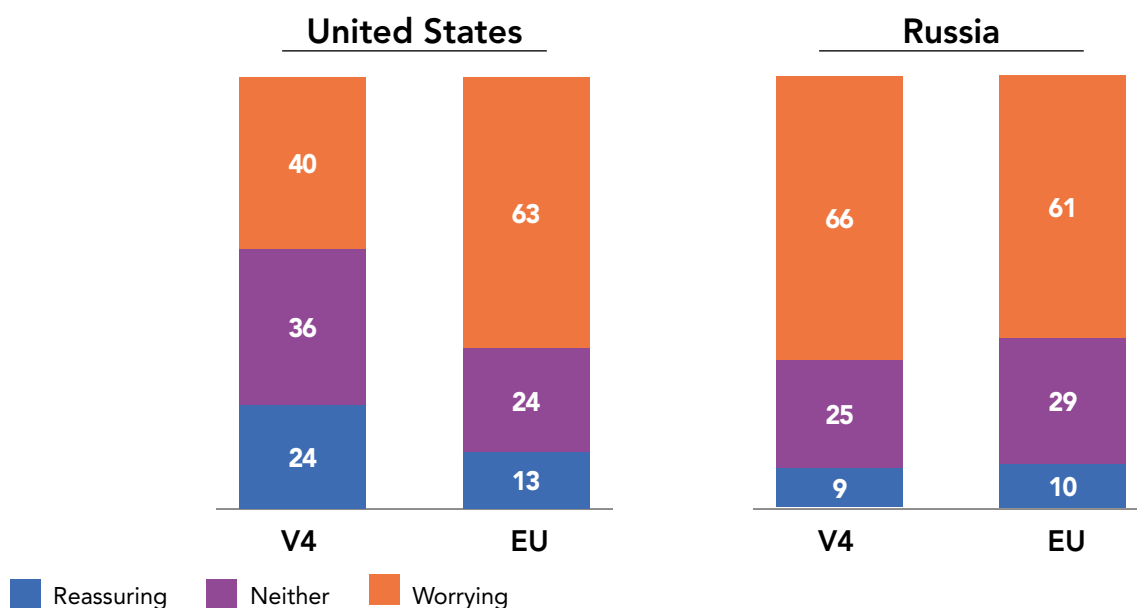
When asked if they think that their European Union membership weakens, strengthens or has no effect on democracy in their country, the answers vary according to the countries of the Visegrád Group. The Slovaks adopt a rather neutral position (39% think that it has no effect on democracy in their country, 30% believe that it weakens it), the Czechs consider that it weakens the state of their democracy (46%) and Hungarians and Poles tend to think that belonging to the European Union is beneficial for their democracy (respectively 42% and 48%). For these two countries, belonging to the European Union can be seen as a safeguard against an “illiberal” internal drift.

1. The following countries fall into this category: Bulgaria, Croatia, the Czech Republic, Estonia, Hungary, Latvia, Lithuania, Poland, Romania, Slovakia and Slovenia.

In regard to economic and societal issues, there are interesting differences between the countries of this group and Western Europe. The strong economic position of the Visegrád Group countries, with stable growth and declining rates of unemployment, is reflected in the survey results since less than a quarter (23%) of the inhabitants consider that their standard of living has deteriorated in recent years (compared to an average of 29% in the European Union). A certain degree of political “illiberalism” is combined with economic liberalism: on average, 69% of the inhabitants of the Visegrád Group think that the “role of the government in the economy should be limited and the freedom of enterprises should be strengthened”, against 52% in the European Union on average. Hungarians are the most in favor of this economic liberalism (78%) while Slovaks are more reserved (59%).

Regarding certain social issues, a more conservative trend exists compared to the West of Europe. For example, the Visegrád Group respondents are much more likely to be in favor of the death penalty than the European average (57% and 43% respectively). A difference in outlook is also noticeable when it comes to the migration crisis. Since September 2015, the governments of these four countries have opposed the European quota policy. The survey shows that this reluctance has found an echo in these countries’ populations: while, on average, 62% of EU citizens think it is their duty to “welcome refugees fleeing war and poverty into [their] country”, this feeling is much less common among Poles (55%), Hungarians (48%), Slovaks (36%), and, above all, Czechs (22%). The main argument to justify this reluctance to welcoming refugees is that they “bring an increased risk of crime” (90% in the Czech Republic, 87% in Slovakia, 69% in Poland and 68% in Hungary, versus 61% for the European Union). However, inhabitants of the Visegrád Group are also very likely to think that “we cannot let in more refugees because we do not share the same values and that makes it hard to live alongside one another” (86% in the Czech Republic, 80% in Slovakia, 68% in Hungary and 59% in Poland, compared to a 53% average for the European Union). This can be put into perspective with the high rates of concern regarding Islam (86% of Czechs, 84% of Slovaks, 78% of Poles are worried about Islam, versus a 68% mean in the European Union). While these trends are European, they are more pronounced in the four Visegrád countries, even though they are not greatly impacted by the migration crisis. It seems that perception, largely derived from the images conveyed by Western Europe, takes precedence over the reality of the problem.

**For each of the following powers, indicate whether you think their posture on the international stage is worrying, reassuring, or neither**



© Fondation pour l’innovation politique/International Republican Institute – 2019

The fact that the inhabitants of the Visegrád Group countries are on average less worried about the United States goes hand in hand with their support for NATO, which is higher than the European average (58% and 47% respectively).

# SUPPORT FOR THE EURO PROTECTS EUROPE

KATHERINE HAMILTON AND DOMINIQUE REYNIÉ

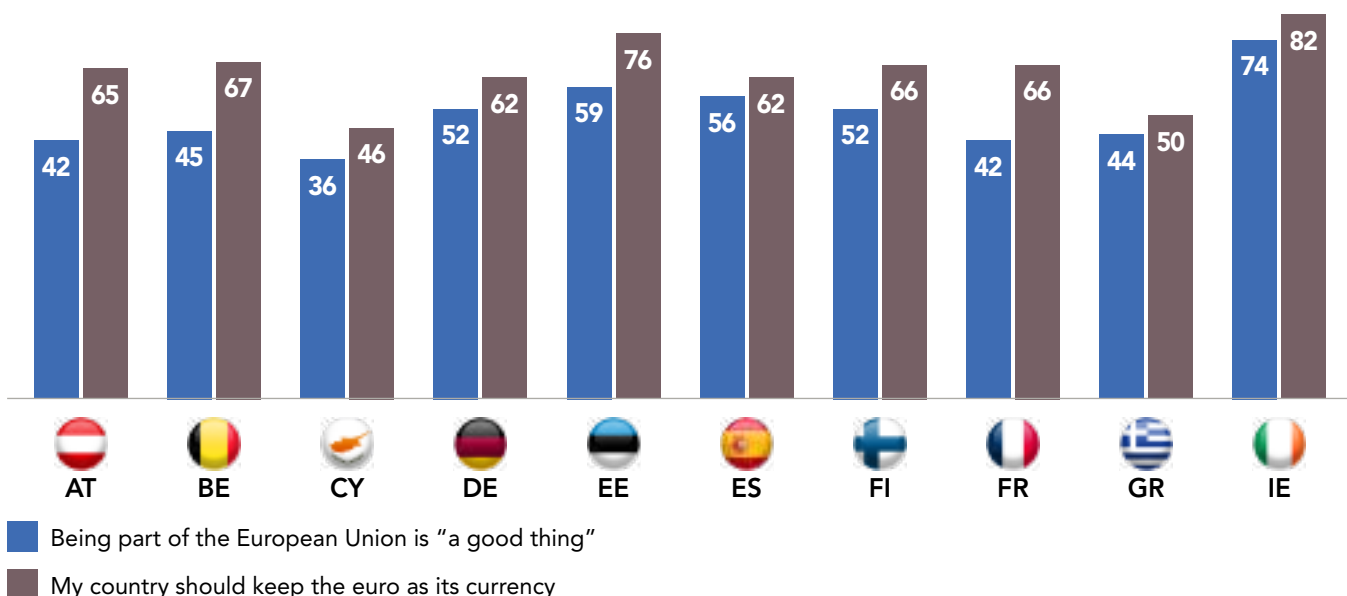
The majority of Europeans who responded to our survey want to keep the euro (62%), while less than a third (29%) believe that we should return to the national currencies and simultaneously feel that to do so is not possible. A small minority (9%) consider abandoning the euro both desirable and feasible. The single currency therefore remains popular. At a national level, the desire to keep the euro is a minority opinion in Lithuania (45%) and Cyprus (46%), but 43% of Lithuanians and 44% of Cypriots believe that, even if doing so would be desirable, returning to a national currency is not possible.

As we already observed during our previous survey in 2017<sup>1</sup>, in most countries, there is an even higher level of support for the euro than for Europe. Only Portugal and Lithuania are exceptions to this trend.

While support for the euro is massive among those who see globalization as an opportunity (73%), it remains significant among those who believe, conversely, that globalization is a threat (46%). Similarly, support for the euro is stronger among respondents who believe that their standard of living has improved (71%), but it remains the majority among those who feel that their standard of living has deteriorated (51%). Even those who believe that their country will be worse tomorrow than it is today are mostly in favor of the euro (53%). Support is particularly high among retirees (69%). It is very high across most social categories (74% among senior executives and intellectual professions, 61% among intermediate professions and skilled employees). It is only in the minority among unskilled employees and workers, but is still found among nearly half (49%) of respondents in this category. Attachment to the euro therefore appears to be strong and is a major element of electoral resistance to populist positions, including among the working classes.

Populist hostility to the euro is seen by voters as threatening their interests. Anti-European discourse may be well received because it is general, anti-system and hostile to the elites. It is an expression of protest that costs nothing; discourse against the euro, however, amounts to asking citizens to put their interests at risk. Such is the limit of populist undertakings. Parties that persist in fighting the euro are finding that their electoral base is limited; they can only expand by moderating their criticism of the euro... or by rallying to support the European currency!

In the Eurozone countries that experienced a strong surge in the populist vote between 2016 and 2018, opinion has remained strongly in favor of the European currency: in France (66%), Austria (65%), Slovenia (63%), Germany, Slovakia and the Netherlands (62%) and Italy (54%). The case of Italy is particularly revealing given that support for the euro was at just 45% in March 2017, one year before the general elections, only to climb to 54% eight months after the victory of a populist coalition, as if the Italians sought to declare the



© Fondation pour l'innovation politique/International Republican Institute – 2019

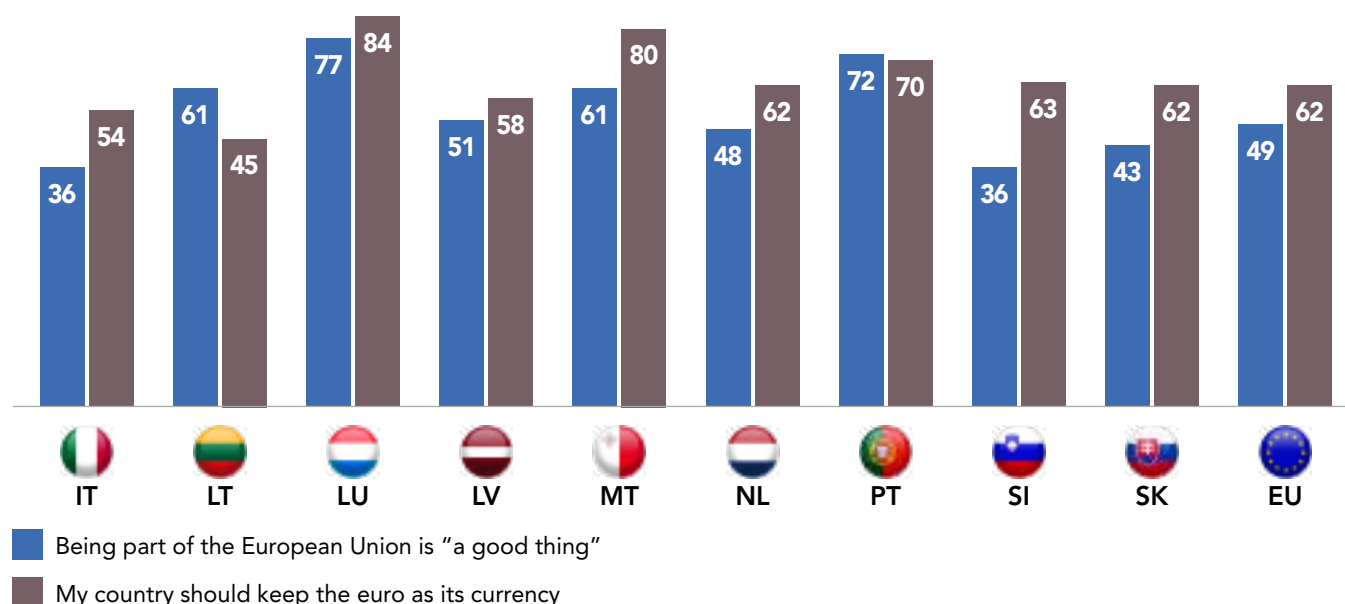
1. Dominique Reynié (ed.), *What next for democracy? An international survey by the Fondation pour l'innovation politique*, Paris, 2017, p. 265-267.

		Regarding the euro, which of the following opinions do you agree with most?		
		Your country should keep the euro as its currency	Your country should go back to using its national currency but you don't feel that that is possible	Your country should go back to using its national currency and you think it's possible
Sex	Men	64	26	10
	Women	59	32	9
Age	Under 35 y.o.	62	29	9
	35–59 y.o.	57	32	11
	60 y.o. and over	68	25	7
Occupation	Senior executives	73	20	7
	Intellectual or scientific professionals	75	20	5
	Intermediate occupations	66	27	7
	Skilled employees	48	40	12
	Retirees	69	23	8
Place of residence	Cities of under 15,000 inhabitants	59	31	10
	Cities of 15,001 to 100,000 inhabitants	62	29	9
	Cities of 100,001 to 500,000 inhabitants	66	28	6
	Cities of more than 500,000 inhabitants	66	26	8

© Fondation pour l'innovation politique/International Republican Institute – 2019

limits of governmental populism. The euro therefore confirms its role as a great protector of the European political order. It effectively reduces the political risk that the national general elections have tended to reintroduce in recent years.

Lastly, it should be noted that the euro is generating interest in some candidate countries, where public opinion already supports abandoning the national currency in favor of the European currency, such as Albania (61%) or Bosnia and Herzegovina (66%). On the other hand, the idea of joining the Eurozone in the event of accession to the Union is a minority position in Serbia (47%) and North Macedonia (46%).



© Fondation pour l'innovation politique/International Republican Institute – 2019

# BREXIT IN THE UK: A DIVIDED NATION\*

SOPHIA GASTON

The choices and challenges presently gripping Westminster since the vote to leave the European Union are coming to a head. Another turbulent political year, astonishing for its dramatic series of unprecedented events, provided an exhausting backdrop for a nation struggling to articulate a shared pathway forward. As this survey demonstrates, citizens remain tremendously conflicted about the state of the nation, with perspectives on Brexit continuing to play a critical role in shaping how Britons view the country's past, present and future trajectory.

Reflecting on their standard of living over the past few years, a small majority of Britons (51%) feel that – in the immortal words of Theresa May – “nothing has changed”, however a quarter believe their circumstances have improved (25%), with around the same number recognizing a decline (24%). Those who mark themselves as on the left of the political spectrum are most likely to feel negative about their personal situation (28%), reflecting the alignment between respondents' political affiliation, their views on the Brexit process, and the legacy of the austerity era of Conservative rule.

While around half the country is optimistic that Britain will remain “as good as it is now” in the near future (49%), 41% of Britons fear the country faces decline. Again, those who consider themselves to be on the right of the political scale are more likely to be optimistic about the country's future (18%) than those on the left (4%) – although even their optimism is limited to maintaining, rather than improving, standards.

Public opinion surveys over the two-and-a-half years since the referendum have consistently been influenced by respondents' voting position. Broadly, before June 23rd 2016, those who would go on to vote for Brexit were the most pessimistic and those who would vote for Remain were more optimistic that the country was on the right track. In the immediate months after the vote, their perspectives shifted, indicating the significance that was ascribed to this referendum as marking out the dividing lines of who is on the “right” or “wrong” side of history. As the negotiations and the domestic political situation have sputtered and stalled, more economically precarious Brexit voters have begun to absorb some of the Remainers' pessimism – although the percentage of those motivated to change their vote continues to be relatively small.

## Would you say that the United Kingdom will be...



© Fondation pour l'innovation politique/International Republican Institute – 2019

\* This article was written before the decision to postpone the date of Brexit, initially scheduled for March 30th 2019.

This survey captures the enduringly polarized nature of public opinion regarding the vote itself, with 37% of Britons believing the country will be “better off without the EU”, and 45% believing it will be “worse off”. Less than a fifth of the population believe that nothing will change as a result of leaving the EU (18%). Despite the chaos in Westminster during 2018, these results have only shifted infinitesimally since 2017.

While there has been much discussion of the new dividing lines carved out in British politics around the Brexit Referendum, it is clear that the old allegiances continue to play a role. 76% of those on the left of the political spectrum believe the country will be “worse off” without the European Union, compared to just 22% of those on the right.

The tremendous gulfs in opinion between demographics, present in the referendum vote of 2016, have also been maintained. Older Britons are considerably more likely to believe the country will thrive outside the EU (47%), compared to those under 35 (28%) and managers and professionals (33%). Those who regard globalization as a threat rather than an opportunity (47%) also perceive there will be a “Brexit dividend”<sup>1</sup>, with those who favor international connectivity markedly more pessimistic (32%).


These results demonstrate that while public opinion on Brexit may fluctuate temporarily as a result of short-term political events, this very rigid dichotomy of a divided nation continues to hold.

## “BRITAIN HAS HAD ENOUGH OF EXPERTS”

Given the complexity of the issues flowing from the outcome, there have been many discussions in the referendum’s aftermath regarding whether or not the campaign provided sufficient information to adequately enable citizens to exercise their democratic right. With the relationship between education and democracy becoming highly politicized, 41% of Britons support the notion of restricting voting to those citizens with a prescribed level of political knowledge. Is this a consequence of Brexit? Half of those under 35 years-old favor an “epistocratic” model (53%), compared to only a third of those aged 60 and over (32%). More than half of managers and professionals (55%) agree, compared to around a third of those in lower-skilled professions (37%).

### Is granting the right to vote only to citizens with a sufficient level of knowledge a good or a bad way of governing?

Total responses: “very good” and “good”



© Fondation pour l’innovation politique/International Republican Institute – 2019

1. Theresa May’s government promised that leaving the EU would be financially beneficial since the budget ascribed to the EU would be redistributed into the British economy, thereby creating a “Brexit dividend”.

Cabinet Minister Michael Gove made headlines during the 2016 referendum campaign when he declared that “Britain has had enough of experts”. Indeed, this survey shows that 60% of Britons believe citizens would be better placed to lead the country than politicians, endorsing the form of direct democracy the referendum has so consequentially promoted. Nonetheless, it appears that 55% of Britons would in fact also trust “experts” to run the country more than politicians, suggesting that the anti-establishment sentiment Minister Gove identified is more vehemently directed towards Westminster than Whitehall<sup>2</sup>.

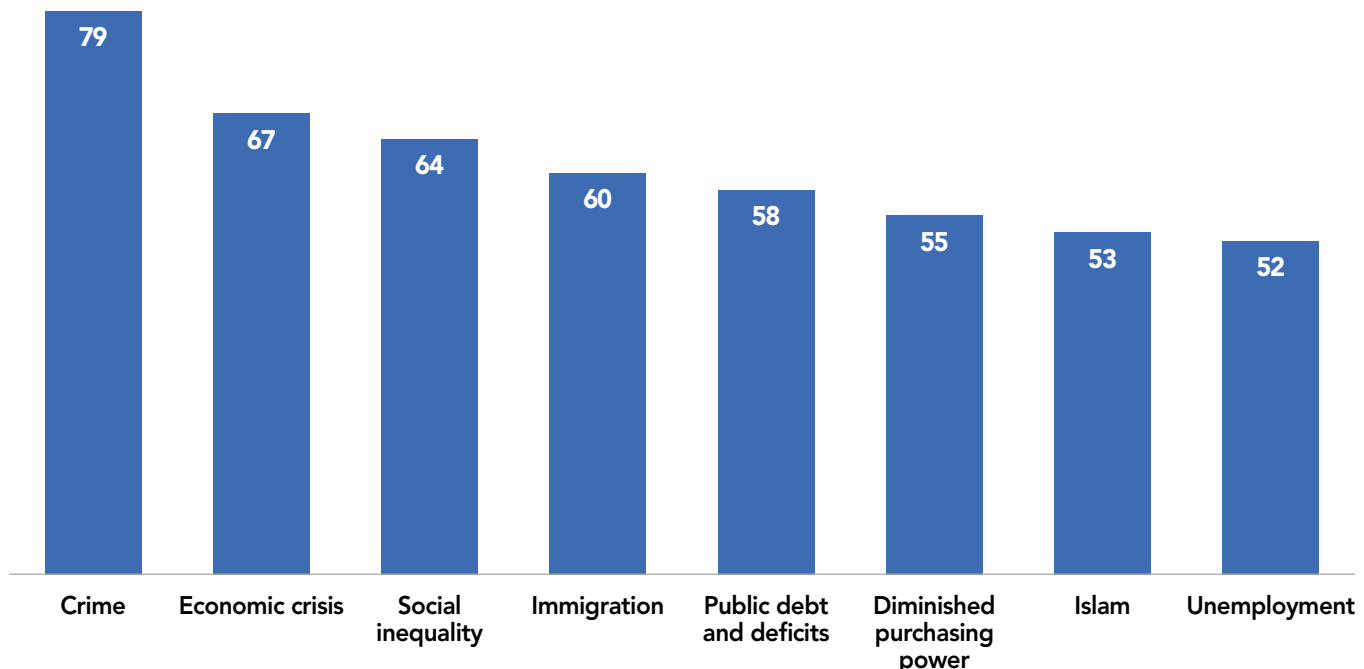
Turning outwards, this survey also captures Britons’ views on some of the most pressing international issues of our age. Since taking office, Theresa May’s government has continued to champion the rhetoric of the Leave campaign, in adopting the language of “Global Britain” to imagine the country’s place in a post-Brexit world. This sweeping term, which broadly suggests Britain playing a more active and widespread role in global defense policy, diplomacy, and trade, obscures many unanswered questions – not least related to the contradictions inherent in public opinion on these topics.

Overall, 62% of Britons support their country’s membership of NATO. However, despite the resonance of concerns about the EU’s porousness on terrorism and unlawful migration, a slightly higher figure (65%) are skeptical of the concept of an EU army. This likely reflects the legacy of the diffuse but potent Euroscepticism that has permeated large sections of the British media over decades, with the notion of an EU army distilling widespread concerns about Brussels’ “overreach” and the risks involved in Britain becoming more tied to the fate of its European neighbors.

Britain’s new-found independence will compel new public debates about the kind of leadership the country wishes to take on the world stage, and how it sees its role as part of a European regional community.

### Indicate whether you are worried or not about each of the following topics

Total responses: “very worried” and “worried”



© Fondation pour l’innovation politique/International Republican Institute – 2019

2. In this instance, Whitehall means the idea of Government as a whole (including the ministries and its bureaucracy), while Westminster refers to the Parliament and Downing Street.

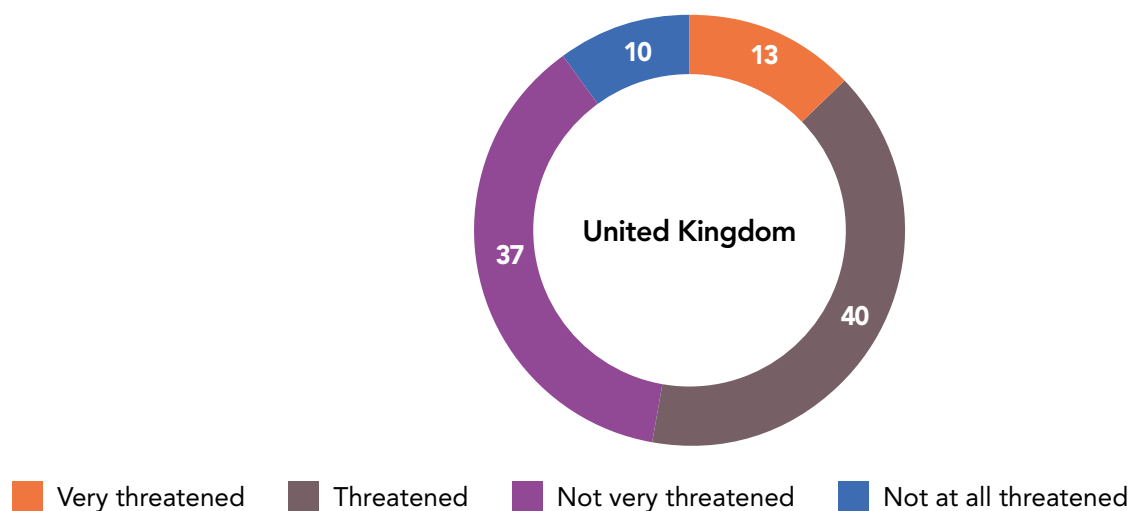


## THE ISSUE OF IMMIGRATION REMAINS CONTROVERSIAL

Intrinsic to the referendum campaign and a palpable force in Britain's national conversation for the past decade, the issue of immigration remains divisive amongst the population, with 60% of citizens continuing to express concern. While around the same number recognize a "duty to welcome refugees fleeing war and poverty into the country" (59%), there are stark differences in views between political persuasions. Those who consider themselves to be on the political right are split down the middle on this question (47% agree while 53% disagree), while those on the left are overwhelmingly supportive of accepting refugees (82%). Overall, however, a majority of Britons are concerned about the potential threat posed by refugees in terms of crime (52%), terrorism (55%) and the economy (51%), and just under half consider they pose a risk to social cohesion (47%).

The sense of fear ascribed to incoming migrants reflects a broader, more diffuse sense of national insecurity underpinning the febrile atmosphere in British politics, reflected in the fact that a majority of Britons believe the country's way of life is under threat (53%). This is a common contemporary feature of many Western democracies, with citizens' concerns about the future of their valued traditions and culture activating a level of defensive, reactionary terror, with serious political consequences. Only 10% of Britons perceive no threat "at all" to their way of life, indicating that even progressives consider that significant change lies on the horizon. Even in this question, however, we can see the impact that Brexit is having on the national psychology, with those who consider themselves on the political left even more acutely concerned (61%) than those on the right (47%).

### Would you say that your lifestyle or the way of life in your country is now threatened?



© Fondation pour l'innovation politique/International Republican Institute – 2019

One of the ironies of the Brexit vote is that its all-consuming consequences have made it difficult for the government to find space to address many of the issues that underpinned the result. As Britain careers towards its new life outside of the European Union, pressure will return to the government to carve out space for a radical new domestic program of policy-making, focused on tempering social injustices and confronting citizens' deepening insecurities.

In the aftermath of an increasingly fractious public debate over recent years, there is also an urgent need to bring citizens together around a new program of national consensus. Some reassurance can be found in the fact that, despite the dangerously escalating rhetoric in Westminster, three quarters of Britons claim they are comfortable with encountering other political opinions (73%). After years of political sclerosis and upheaval, the conversation must move on and Britain must unite, and rebuild.

# BREXIT – A LITMUS TEST FOR GENERATIONAL DIVISIONS?

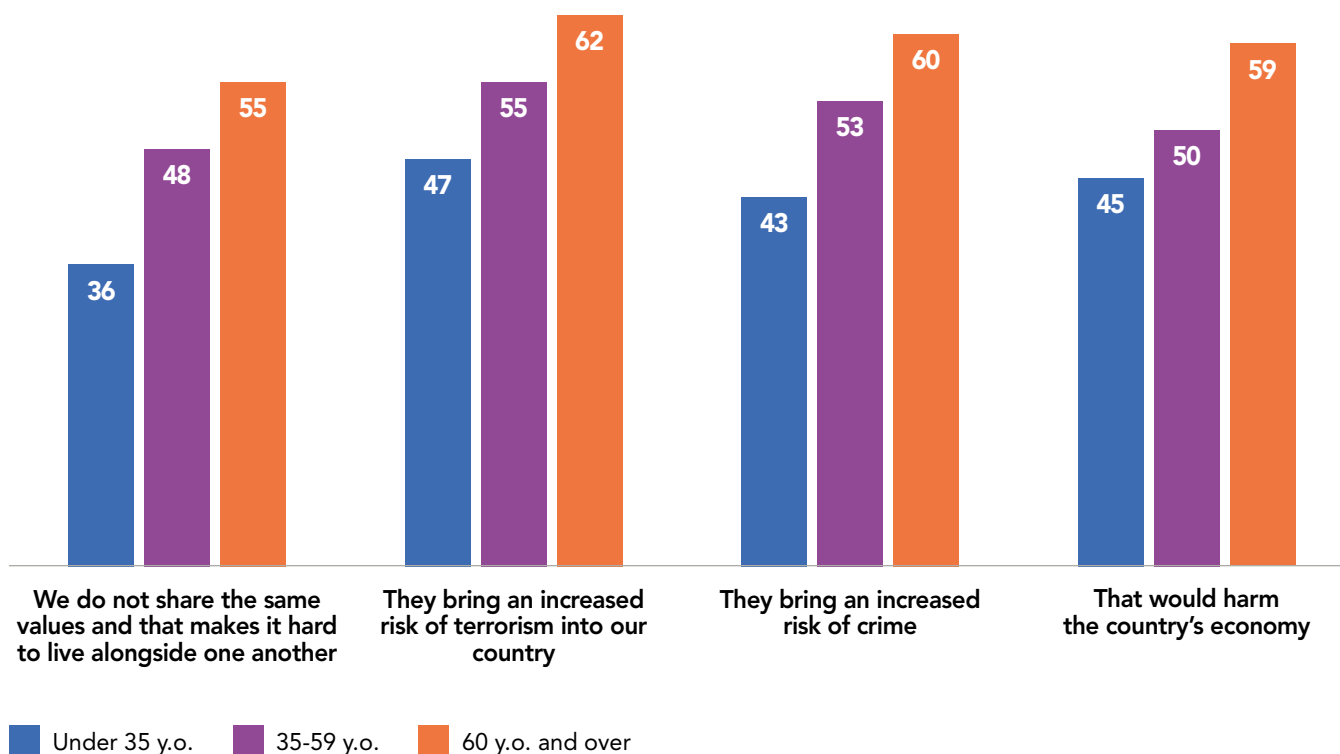
MAUDE PAILLARD-COYETTE

In the United Kingdom, the Brexit vote highlighted the existence of a deep generational divide: 71% of voters aged between 18 and 34 voted to remain in the European Union, while 64% of voters aged 60 and over voted to leave<sup>1</sup>. One year after this historic referendum, the 2017 general elections confirmed the division of the British electorate by age groups, with these undoubtedly playing a more decisive role than in any other vote since the 1970s<sup>2</sup>. Our study confirms this trend: only 28% of 18-34 year-olds believe that the United Kingdom will do better outside the European Union, compared to 37% of 35-59 year-olds and 47% of those aged 60 and over.

It has often been argued that attitudes towards immigration played an important role in the outcome of the referendum. There are also major generational differences here. While half of 18-34 year-olds (51%) state they are concerned about immigration, this proportion rises to 62% of 35-59 year-olds and 65% of those aged 60 and over. Younger people are also more open to welcoming refugees than their elders: 70% of those aged under 35 believe that it is their duty to welcome “refugees fleeing war and poverty” to their country, compared to 50% of those aged 60 and over (and 57% of those aged 35-59).

## We cannot let in more refugees because...

Total responses: “strongly agree” and “agree”



© Fondation pour l'innovation politique/International Republican Institute – 2019

1. See “YouGov Survey Results on EU referendum vote, 23-24 June 2016” ([https://d25d2506sfb94s.cloudfront.net/cumulus\\_uploads/document/oxmidrr5wh/EUFinalCall\\_Reweighted.pdf](https://d25d2506sfb94s.cloudfront.net/cumulus_uploads/document/oxmidrr5wh/EUFinalCall_Reweighted.pdf)).  
2. See Ipsos Mori, “How Britain voted in the last general election”, June 20th 2017 ([www.ipsos.com/ipsos-mori/en-uk/how-britain-voted-2017-election](http://www.ipsos.com/ipsos-mori/en-uk/how-britain-voted-2017-election)).

In light of these results, it is clear that Nigel Farage’s iconic slogan promising that leaving the European Union would allow Britain to “take back control of its borders” did not have the impact that populists hoped for on younger generations. Perhaps this relative failure on the part of the Leave campaigners can be explained by young people’s concerns about their economic and social future. Indeed, in addition to the subject of immigration, one of the main promises of the Leave campaign was that it would improve the United Kingdom’s economic situation. However, the data from our survey show a more widespread concern among younger people.

### Indicate whether you are worried or not about each of the following topics

Total responses: “very worried” and “worried”

	Under 35 y.o.	35-59 y.o.	60 y.o. and over
Unemployment	58	53	44
Social inequality	69	66	56
Diminished purchasing power	55	55	55
Economic crisis	70	66	66

© Fondation pour l’innovation politique/International Republican Institute – 2019

Opinions regarding globalization are linked to opinions on Brexit: 47% of British people who see globalization as a threat (and not an opportunity) feel that the UK will do better outside the European Union. If we consider the age of respondents, 70% of under 35 year-olds see globalization as an opportunity, compared to 64% of 35-59 year-olds and 60% of those aged 60 and over. Respondents’ perspectives on globalization, which is more often positive among young British people than among their elders, are one of the factors explaining the British vote in general and the vote among young British people in particular.

### Would you say that the United Kingdom will be...

	Globalization is an opportunity			Globalization is a threat		
	Under 35 y.o.	35-59 y.o.	60 y.o. and over	Under 35 y.o.	35-59 y.o.	60 y.o. and over
<b>Better</b> off without the European Union	22	33	41	40	45	57
<b>Neither better nor worse</b> off without the European Union	23	17	13	20	24	10
<b>Worse</b> off without the European Union	55	50	46	40	31	33

© Fondation pour l’innovation politique/International Republican Institute – 2019

Note for the reader: Among the 18-34 year-olds who consider globalization as an opportunity, 22 % think that the United Kingdom would be better off without the European Union.

Among respondents aged 60 years and over who consider globalization as a threat, 57% think that the United Kingdom would be better off without the European Union and 33% think that it would be worse off without the European Union.

# THE BALTIC STATES, BETWEEN DEMOCRATIC IDEALS AND AUTHORITARIAN TEMPTATIONS

MANTAS ADOMĖNAS

All the Baltic societies are fairly content with their countries' recent developments. While none feel threatened in their way of life, Estonians feel the least threatened (84%) compared to Lithuanians (67%) and Latvians (61%). On average, only 46% of EU citizens feel the same. Optimism prevails in Estonia where one-third of respondents (34%) think their country will be better tomorrow than it is now, whereas one quarter (25%) think it will not be as good. In Latvia, optimistic anticipations (39%) exceed pessimistic ones (35%). Conversely, Lithuanians are slightly more pessimistic (28% and 31% respectively).

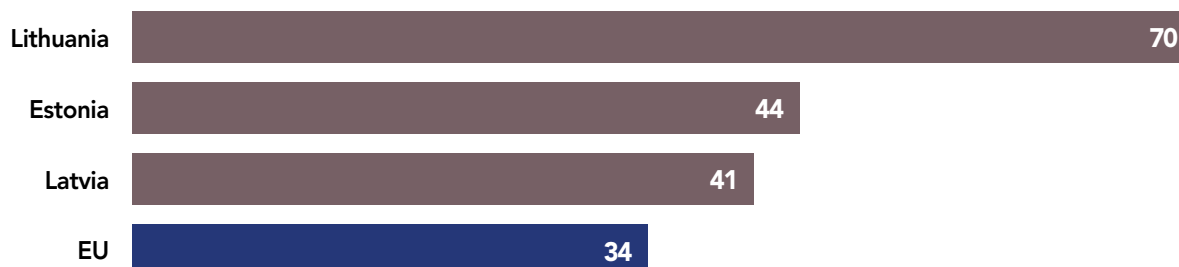
Estonians' trust in their political institutions is striking: 52% trust their government (only 36% in Lithuania and 28% in Latvia), 53% of Estonians trust their Parliament (only 29% in Lithuania and 32% in Latvia), and 68% of Estonians trust their judicial system (only 46% in Lithuania and 42% in Latvia). Political parties are met with a very high level of distrust, though they still command considerably higher trust in Estonia than in its neighboring states: one-fifth trust them (21%), as opposed to 11% and 13% in Lithuania and Latvia. Widening this divide, only one-third of Estonians think it would be a good thing for experts to govern (31%) – whereas 80% in Lithuania and 70% in Latvia support a political system made up of experts.

On the question of freedom versus order, all three prefer order, even at the detriment of freedom. Estonia is the most moderate, though still over half of the population prefers order over freedom (56%), followed by Latvians (64%), and Lithuanians are the most vehement supporters of order (72%). In all three societies, a generation gap exists, as the older generations (60 years-old and over) overwhelmingly favor order (75% in Estonia and in Latvia, and 85% in Lithuania), while the youth (under 35 years-old) have mixed views on the question (66% in Estonia, 48% in Lithuania, and 46% in Latvia).

The authoritarian temptation is ever present but it dominates in Lithuania. The question about whether having a "strongman who does not have to worry about elections or Parliament" as head of government is a good or bad idea most clearly brings out the underlying differences.

## Is being led by a strongman who does not have to worry about Parliament or elections a good or a bad way of governing?

Total responses: "very good" and "good"

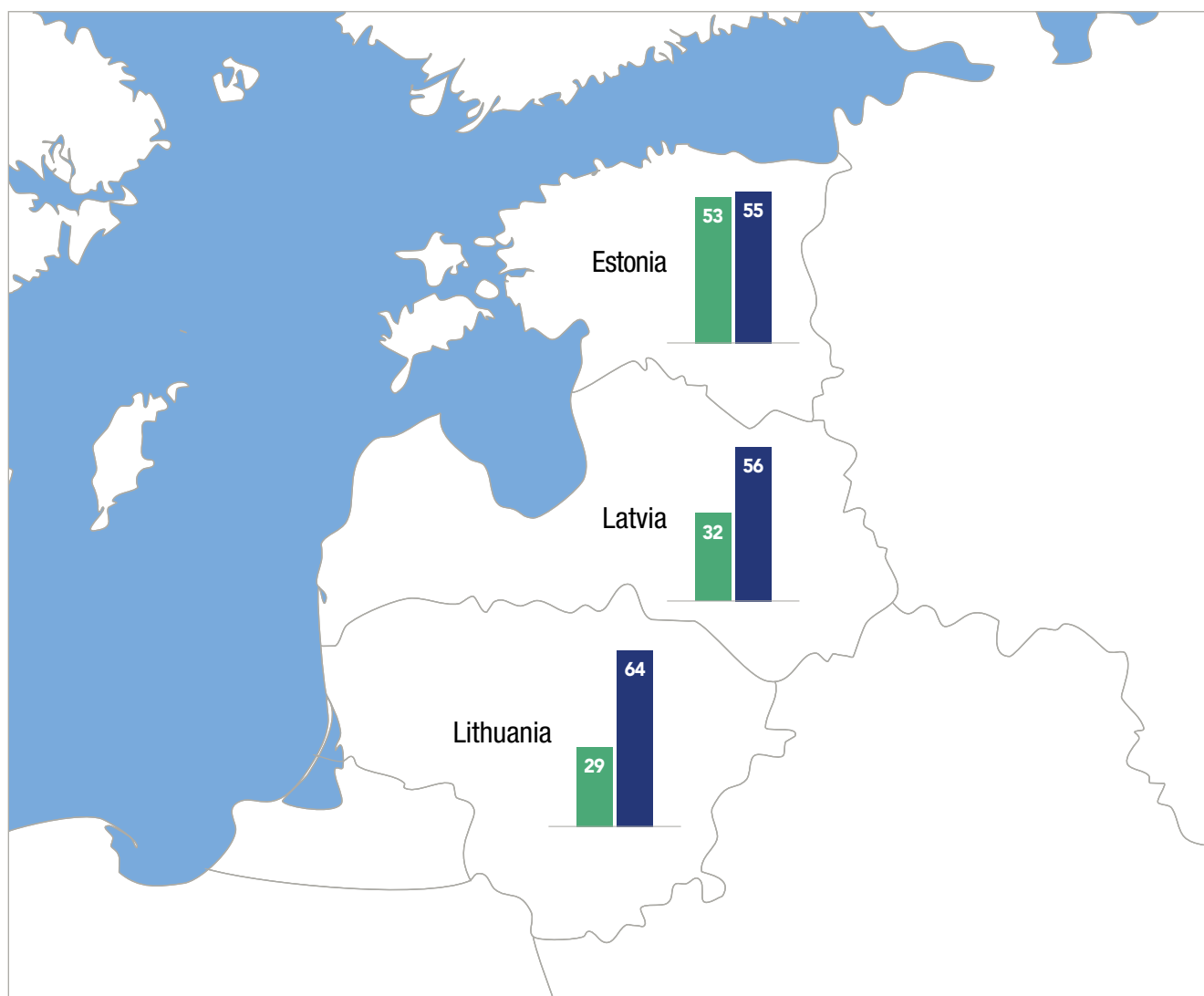


© Fondation pour l'innovation politique/International Republican Institute – 2019

The three Baltic countries are also in favor of Europe since their country's membership of the EU is supported by a majority of Lithuanians (61%), Estonians (59%) and Latvians (51%). Moreover, European institutions benefit from considerable trust. Indeed, as in other countries of the EU, citizens from the Baltic States trust the European Parliament more than their own national Parliaments.

## Trust in national Parliaments and the European Parliament

Total responses: "entirely trust" and "somewhat trust"



■ National Parliament ■ European Parliament

© Fondation pour l'innovation politique/International Republican Institute – 2019

Concerning attachment to the euro, which has become Baltic states' currency, the longer a country has been in the Eurozone, the more amenable it is to the euro: three-quarters of Estonians (76%), who joined the Eurozone in 2011, think the euro should be kept as their national currency, but only 58% of Latvians (joined in 2014) and 45% of Lithuanians (joined in 2015) believe the same.

With regard to foreign policy, all three are also pro-NATO: 75% in Estonia, 71% in Lithuania, and 55% in Latvia (compared to 50% for NATO countries on average, without the U.S.). Product of history, this support for NATO comes from compared judgments of both great powers, the United States and Russia. A significant proportion of the populations in the three Baltic States consider the posture of the United States on the international stage to be "worrying": 48% of Estonians, 42% of Latvians and 33% of Lithuanians. However, all three are more worried about Russia's influence: 80% of Estonians, 74% of Lithuanians and 66% of Latvians.

Explaining the state of public opinion on democracy in the Baltic States is clear-cut economic liberalism. Most of Estonians (67%) and Latvians (66%) believe the role of the government in the economy should be limited and the freedom of enterprises should be strengthened. Conversely, a majority in Lithuania (58%) consider that "the role of the government in the economy should be limited and the freedom of enterprises should be strengthened". Overall, Estonia most consistently presents the features of Nordic democracies, while Lithuania seems to be on the brink of autocratic tendencies à la Visegrád countries – with Latvia hovering in the middle.

# IN THE FACE OF NEW THREATS, THE REVIVAL OF THE IDEA OF A EUROPEAN ARMY

VICTOR DELAGE

The idea of an army common to all Member States is not new. In the aftermath of the Second World War, an initial attempt was made by Germany, France, Italy and the three Benelux countries (Belgium, the Netherlands and Luxembourg). This European Defense Community (EDC) project included supranational institutions, a common budget and common armed forces under the supreme command of the North Atlantic Treaty Organization (NATO). However, on August 30th 1954, the rejection of the treaty by the French Assembly spelled the end of the project.

## SIX OUT OF TEN EUROPEANS FAVOR THE ESTABLISHMENT OF A EUROPEAN ARMY

Current geopolitical upheavals have revived the idea of a European army. Admittedly, the security of citizens is the primary duty of states and military forces are an essential expression of national sovereignty. However, Europeans know that their national power is no longer enough to protect them from new threats. As our survey shows, terrorism (83%), war (72%), immigration (69%), but also the way the United States (63%), Russia (61%) and China (40%) act on the international scene arouse strong concerns among citizens and feed a demand for increased security. When asked about their desire to see the European Union acquire “a joint army for all Member States, in addition to national armies”, a majority (59%) of Europeans are in favor. Moreover, the approval brings together a majority of respondents in 20 of the 27 Member States.

## TRIUMPH OF THE EUROPEAN IDEA: GERMANS AND FRENCH CONVERGE IN FAVOR OF A COMMON ARMY

The main resistance to the creation of a European army is notably in countries hostile to a defense-oriented Europe in Scandinavia (57% of Danes and Swedes are against it, as well as 51% of Finns), but also in Ireland (64%), Croatia (56%), and the Czech Republic (52%). The United Kingdom's exit from the European Union, a country traditionally opposed to the strengthening of a European defense cooperation, could foster the emergence of a European army. Relunched in 2015 by Jean-Claude Juncker, President of the European Commission, following the crisis in Crimea, the idea of building a common defense force is currently promoted by France and Germany, which are increasingly issuing official declarations to that effect. On the occasion of the November 11th 1918 Armistice centenary, French President Emmanuel Macron called for the creation of a European army, supported a few days later by German Chancellor Angela Merkel speaking in front of the European Parliament. More recently, the new Franco-German treaty, signed on January 23rd 2019 by the two heads of state in Aachen, aims to contribute to the creation, in time, of a “European army”, according to the terms of the German Chancellor. As our survey results show, the citizens of these two countries are in favor of this idea: nearly two-thirds (64%) of the French and half of Germans (50%) are in favor of the formation of an army common to all Member States. However, it is impossible not to take into account the pacifism rooted in German political culture and the will to steer away from the conflicts that agitate the world, as well as the attachment of this country to NATO.

The four other founding countries of the European Union also express their support for the project of a European army: nearly two-thirds (65%) of Belgians and Italians, a large majority (62%) of Luxembourgers and even a majority (51%) of Dutch respondents. In Southern Europe, strongly impacted by the migration crisis, respondents are overwhelmingly in favor of this new step for the European Union: Greeks (68%), Italians (65%), Portuguese (62%) and Spaniards (60%).

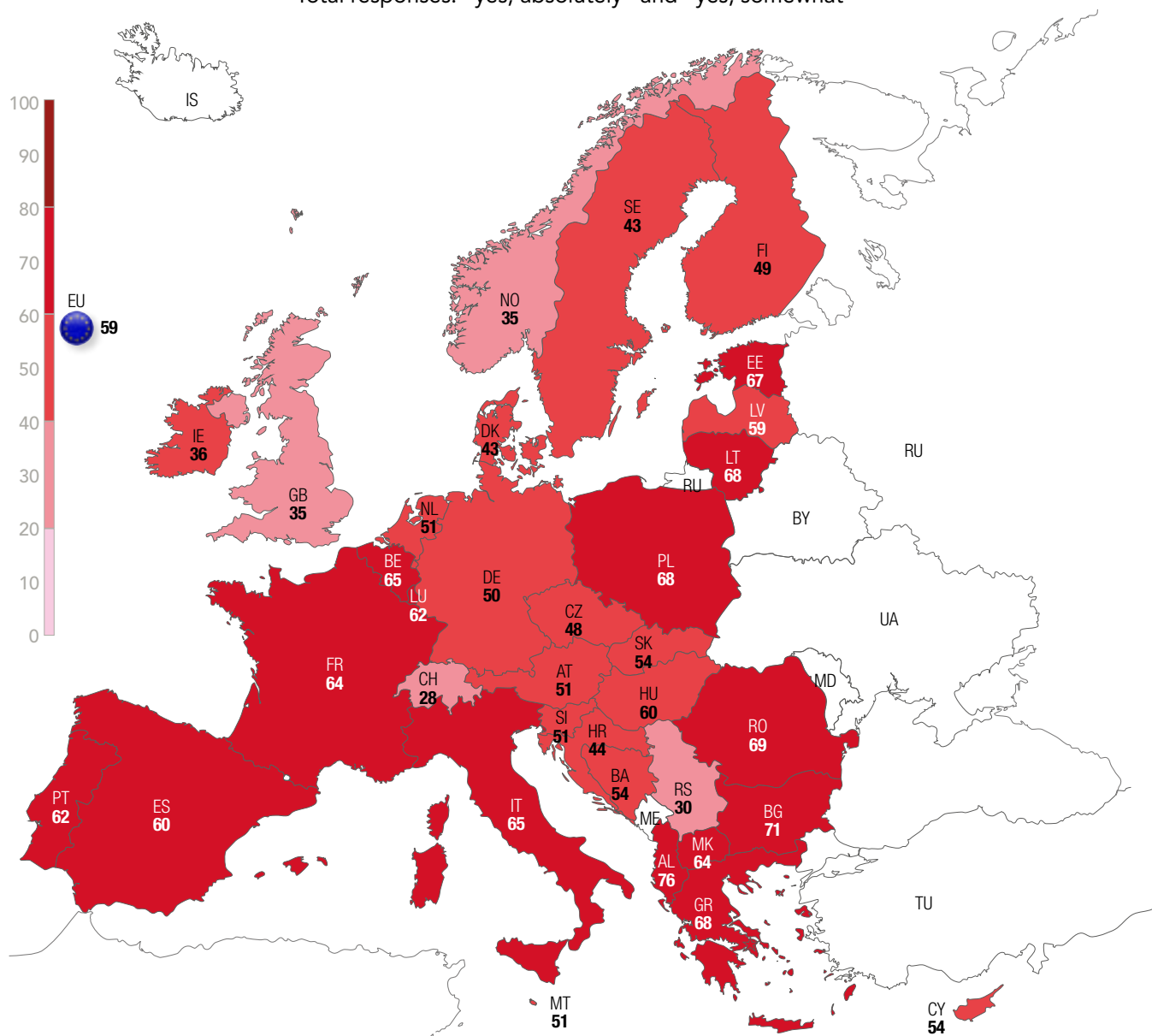
## IN THE EAST, A EUROPEAN ARMY IS WIDELY SUPPORTED

In Central and Eastern Europe, public opinion in most countries majorly favors a European army. Of course, this sensitivity to the issue of security, especially in the Baltic States, is largely due to the geographical proximity to Russia, with a historically traumatic past and an ever-present threat, as shown by the annexation of Crimea in 2014. It should be noted that, in February 2018, Russia deployed nuclear-capable Iskander missiles to Kaliningrad, a militarized enclave between Poland and Lithuania, before carrying out its largest post-Soviet military exercise in September of that year: a simulation of a major land war involving 300,000 soldiers. Undoubtedly, there is a connection between the fact that 80% of Estonians, 74% of Lithuanians and 66% of Latvians consider Russia's posture on the international scene as worrisome and the support of the populations of these three Baltic States for the creation of European army: 68% of Lithuanians, 67% of Estonians and 59% of Latvians. Comparing these results with those of our previous survey from 2017, we note that Estonia is the country where the share of citizens favoring the formation of a common army most clearly progresses (by 25 percentage points).

Among the other former communist Member States, opinion in favor of a European army is in the majority among Bulgarians (71%), Romanians (69%), Poles (68%), Hungarians (60%), Slovaks (54%) and Slovenians (51%). Only Croatians and Czechs seem more reserved, as the level of approval does not reach a majority of respondents (44% and 48% respectively). Further to the East, the Albanians, driven by their dream of joining the European Union and almost thirty years after the fall of one of the most severe communist dictatorships in the history of modern Europe, strongly support (76%) the idea of a common army.

### Would you like the European Union to form a joint army for all Member States?

Total responses: "yes, absolutely" and "yes, somewhat"

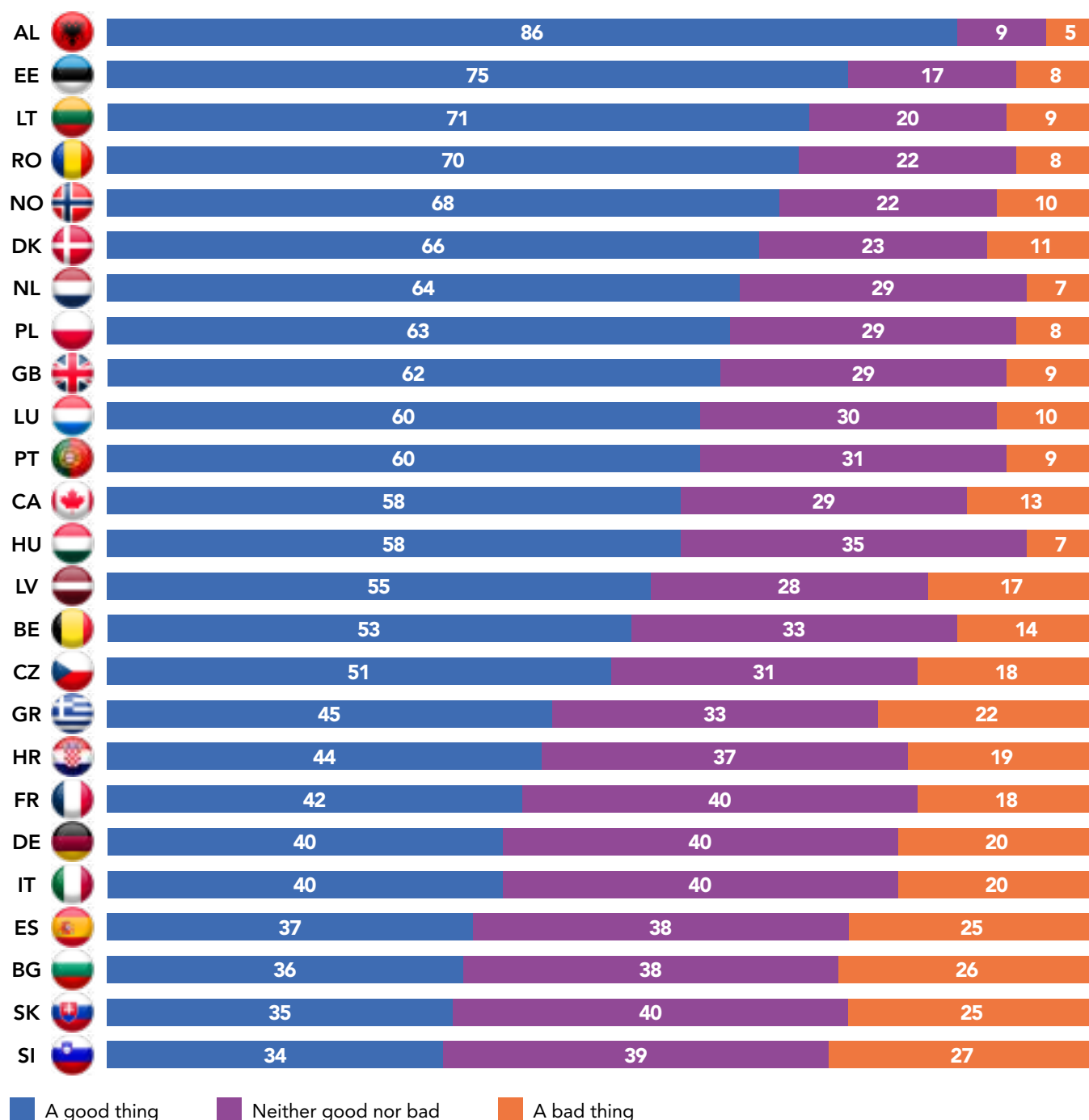


## THE EUROPEAN ARMY AND NATO ARE NO LONGER DEEMED INCOMPATIBLE

For a long time, these Eastern countries, historically very attached to NATO since the fall of the Soviet bloc, exhibited a certain level of skepticism regarding the implementation of a parallel military structure. Many feared that the construction of a European army would lead to the weakening of NATO, which, along with the United States, was considered to be the guarantor of their security. Now, these two structures do not appear antinomic anymore. On average, in the eleven former communist Member States, nearly two-thirds (63%) support the idea of a European army, compared to a European average of 59%; at the same time, a large majority (58%) believe that membership of NATO is a good thing, versus the European average of 47%.

The data collected in our survey show that in most democracies in the European Union, the establishment of an army common to all Member States is widely endorsed by the majority of respondents. This can certainly be interpreted as a combination of the fears of an era, the new threats hovering over the Old Continent and the effects of President Trump's foreign policy that has given rise to concerns in Europe, unheard of since the end of the Second World War.

### Your country's membership in a military alliance with the United States (NATO) is...





# EUROPEANS AND THE NEW PUBLIC SPACE: THE MEDIA, SOCIAL MEDIA & THE INTERNET

ALEX TARASCIO

In our study, two-thirds (66%) of respondents distrust the media. On the contrary, new means of information and communication are favorably perceived by a very large majority of Europeans: 83% of EU respondents think that the Internet and social media “are good because they offer people the possibility to get informed by themselves”.

Favorable attitudes toward social media are generally consistent across demographic categories, with one notable exception: the older generations (aged 60 and over). They are significantly fewer than 18-34 year-olds to approve of the idea that the Internet and social networks “are good because they help you meet new people” (69% versus 79%).

Despite the split in attitudes toward traditional and digital media, it is not clear if EU citizens reject traditional journalism as such, or if they are only getting their news from social media. However, the shift over the last quarter century in how information flows to consumers means people have the freedom to curate their news diet from a variety of sources and perspectives.

Within the European Union, the populations of the former communist bloc<sup>1</sup> are more in favor of the Internet and social media than those of Western Europe<sup>2</sup>. In Western Europe, 80% of respondents view the Internet and social media positively because “they offer people the possibility to get informed by themselves”. In the former communist Member States 92% said the same. There are persistent gaps between Western Europe and former communist Member States in the responses to subsequent questions on the positives and negatives of social media.

## The Internet and social media are...

Response: “agree”

	Western Europe	Former communist bloc countries members of the EU
Are good because they <b>help people to express themselves more freely</b>	67	81
Are good because they <b>offer people the possibility to get informed by themselves</b>	80	92
Are good because they <b>help you meet new people</b>	72	85
Are bad because they give others (businesses, governments, friends and family) <b>too much information about our personal lives</b>	72	65
Are bad because they <b>facilitate the spread of false information</b>	74	69
Are bad because they encourage us to <b>communicate exclusively with those who share our views</b>	32	24

© Fondation pour l’innovation politique/International Republican Institute – 2019

1. The following countries fall into this category: Bulgaria, Croatia, Czech Republic, Estonia, Hungary, Latvia, Lithuania, Poland, Romania, Slovakia and Slovenia.

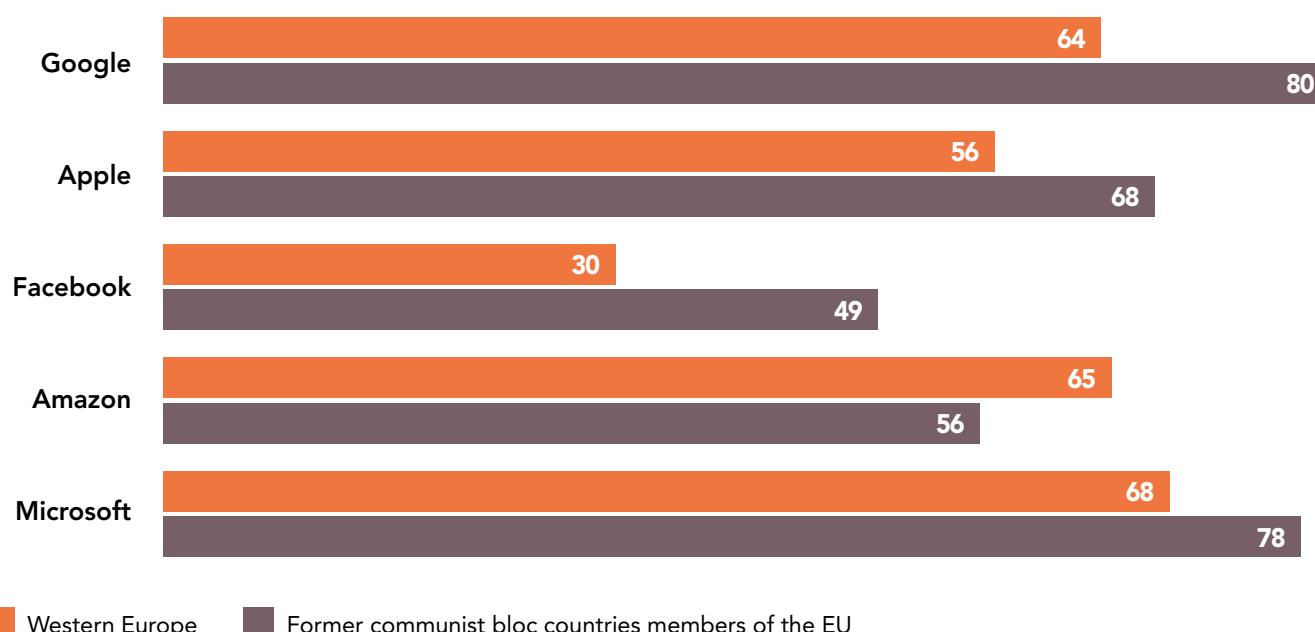
2. The following countries fall into this category: Austria, Belgium, Cyprus, Denmark, Finland, France, Germany, Greece, Ireland, Italy, Luxembourg, Malta, Netherlands, Portugal, Spain and Sweden.

## MIXED VIEWS TOWARD BIG TECH IN EUROPE

Companies such as Google, Apple, Facebook, Amazon and Microsoft exert considerable influence, but Europeans judge each of these companies differently.

**For each of the following companies, indicate whether you entirely trust, somewhat trust, distrust, or entirely distrust them**

Total responses: "entirely trust" and "somewhat trust"



© Fondation pour l'innovation politique/International Republican Institute – 2019

Facebook is viewed less favorably, trusted by just 30% of Western Europeans. Despite the fact that it remains the most popular social media platform in Western Europe, Facebook's reputation suffered following a series of damaging revelations in recent years about how it collects and handles user data. In 2018, a very public discussion of Facebook's ties to the political consulting firm Cambridge Analytica and how it enabled the unauthorized sharing of 87 million users' data that Cambridge Analytica began collecting in 2014, famously led to increased public scrutiny of the company. For Facebook, the unfortunate timing of the scandal breaking concurrently with the rollout of the sweeping EU General Data Protection Regulation (GDPR) resulted in a storm of negative attention from both governments and users. This context offers a likely explanation why Western Europeans regard it so much worse than other big tech companies.

This 30% of Western Europeans who trust Facebook is in stark contrast with citizens of former communist Member States, nearly half of whom trust the company (49%) – a 19 point difference. With the exception of Amazon, which benefits from greater trust in the West (65%) than in the East (56%), the populations of former communist Member States are always more trustful of these big tech companies than in Western Europe. Apple (68% in the East versus 56% in the West), Google (80% versus 64%) and Microsoft (78% versus 68%) all enjoy a trust margin above 10 points.

In the recent past, most were exposed only to state-controlled media for news in former communist Member States. Today, social media and the Internet allow citizens to define the public space for themselves and contribute to public discourse in an unfettered and decentralized manner. Considering this history, it may be that former communist Member State respondents believe the benefits linked to digital platforms are more important than any potential negative consequences.



The background of the image is a dark, moody scene of a storm. The sky is filled with heavy, dark clouds, and a thick layer of rain falls diagonally across the entire frame, creating a sense of intense pressure and movement. Below the horizon, the ocean is a deep, turbulent blue with white-capped waves, suggesting a powerful and unforgiving environment. The overall atmosphere is one of crisis and conflict.

# THE DEMOCRATIC WORLD ON THE DEFENSIVE



- **The United States, China, Russia and the European Union: friends or enemies?** | Samuel Johannes and Thibault Muzergues ..... 132
- **Brazil: a tolerant society faced with democratic disillusionment** | Octavio de Barros ..... 139
- **The Anglosphere: economic and political liberalism** | Graham Scott ..... 142
- **Trust and mistrust in democratic societies** | Thibault Muzergues ..... 144
- **Military intervention to defend democratic values is unpopular** | Alex Tarascio ..... 148

# THE UNITED STATES, CHINA, RUSSIA AND THE EUROPEAN UNION: FRIENDS OR FOES?

SAMUEL JOHANNES AND THIBAUT MUZERGUES

The United States has been the leading world power since the beginning of the twentieth century, and, as a result, democracy has become a model of governance worldwide. Though the democratic system may be threatened, it has resisted and prevailed over totalitarianism. Between the end of World War II and 1991, the so-called “Cold War”, the democratic world, led by the United States, prevailed against a communist takeover led by Soviet Russia. The collapse of communism, from the fall of the Berlin Wall in 1989 to the demise of the USSR in 1991, seemed to mark the definitive victory of democracy and the triumph of the United States. The twenty-first century could be viewed as the new century of democracy. Today, one would have reason to be doubtful. Of course, the USSR is no longer, communism has appeared discredited for a long time, and Russia, despite its authoritarian rule, its military style and its interference in the lives of European democracies, remains an average economic power with an ageing population. Nevertheless, the democratic world is not convinced it can sit back and savor its victory.

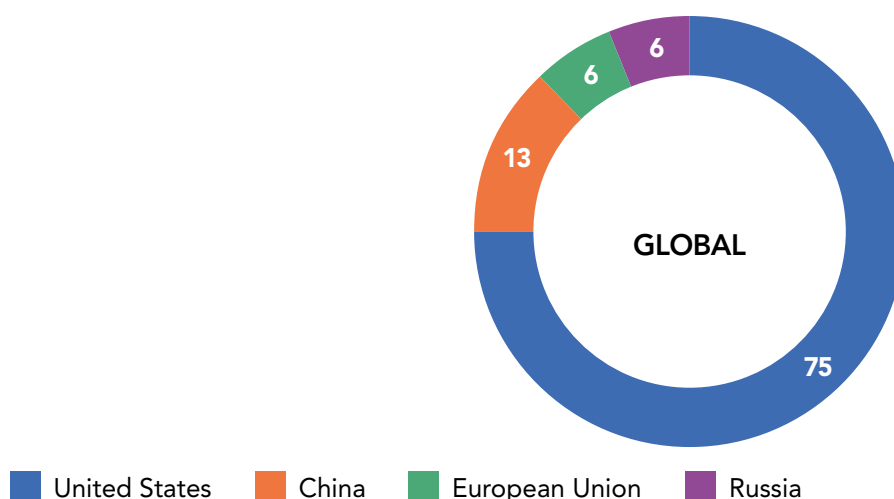
Paradoxically, Russia’s decline is also driving China’s rise, which exported a new political model combining the political and state organization of communism with the development of a capitalist economy. China is growing richer thanks to its global trade while strengthening its power through scientific and technical innovations. The democratic world is once again confronted with an alternative, authoritarian political model. In this context, it is important to examine the way democracies view the role of the United States, China and Russia on the international stage.

The European Union is also a topic of debate, since the emergence of this transnational democratic organization is one of the major political events of the late twentieth century. Growing from 6 to 28 members between 1957 and 2013, including 11 countries from the former Soviet bloc, the European Union is an additional illustration of how this historical period has been particularly favorable to democracy.

The first element used to assess these perceptions is asking respondents to rank these powers in terms of influence, by asking the question: “Which of the following powers do you feel is most influential in the world [the United States, China, Russia, the European Union]?”<sup>1</sup>

## Which of the following powers is the most influential in the world?

Response: firstly



© Fondation pour l’innovation politique/International Republican Institute – 2019

1. In answer to this question, the people interviewed had to rank the different powers: first, second, third. The total tally of mentions gives us the percentage of respondents who cited the power in question among the three largest powers, regardless of order.

For each of the following powers, indicate whether you think their posture on the international stage is worrying, reassuring or neither

		United States			China			Russia		
		Worrying	Neither	Reassuring	Worrying	Neither	Reassuring	Worrying	Neither	Reassuring
	AL	24	17	59	25	37	38	51	25	24
	AT	76	17	7	39	50	11	49	37	14
	AU	59	21	20	57	32	11	68	25	7
	BA	52	25	23	14	43	43	31	30	39
	BE	73	16	11	38	44	18	67	25	8
	BG	61	26	13	19	59	22	26	29	45
	BR	53	29	18	39	47	14	47	45	8
	CA	76	13	11	50	38	12	71	22	7
	CH	75	17	8	49	41	10	66	26	8
	CY	24	55	21	69	21	10	42	38	20
	CZ	49	32	19	44	44	12	51	31	18
	DE	75	17	8	38	50	12	59	30	11
	DK	68	17	15	46	42	12	77	17	6
	EE	48	28	24	31	61	8	80	15	5
	ES	70	21	9	44	48	8	63	32	5
	FI	66	25	9	36	53	11	69	27	4
	FR	71	21	8	48	45	7	65	28	7
	GB	64	20	16	45	45	10	82	14	4
	GR	69	21	10	29	58	13	42	40	18
	HR	63	27	10	25	64	11	48	40	12
	HU	44	37	19	37	54	9	56	33	11
	IE	77	11	12	41	48	11	78	17	5
	IL	22	19	59	27	58	15	64	26	10
	IT	58	27	15	44	44	12	48	38	14
	JP	69	18	13	91	8	1	77	20	3
	LT	33	25	42	31	54	15	74	19	7
	LU	84	11	5	42	50	8	66	28	6
	LV	42	36	22	23	62	15	66	23	11
	MK	37	32	31	16	59	25	29	43	28
	MT	44	38	18	61	23	16	59	29	12
	NL	72	19	9	37	50	13	77	19	4
	NO	67	24	9	42	54	4	74	23	3
	NZ	67	18	15	47	38	15	65	26	9
	PL	32	39	29	35	54	11	77	19	4
	PT	71	16	13	46	41	13	69	24	7
	RO	38	35	27	27	58	15	68	27	5
	RS	67	27	6	9	40	51	12	32	56
	SE	70	22	8	35	59	6	74	23	3
	SI	73	22	5	39	51	10	42	43	15
	SK	70	23	7	27	63	10	36	39	25
	UA	36	34	30	13	68	19	75	16	9
	US	43	20	37	59	31	10	72	22	6
EU		63	24	13	40	49	11	61	29	10
GLOBAL		56	23	21	49	40	11	65	27	8

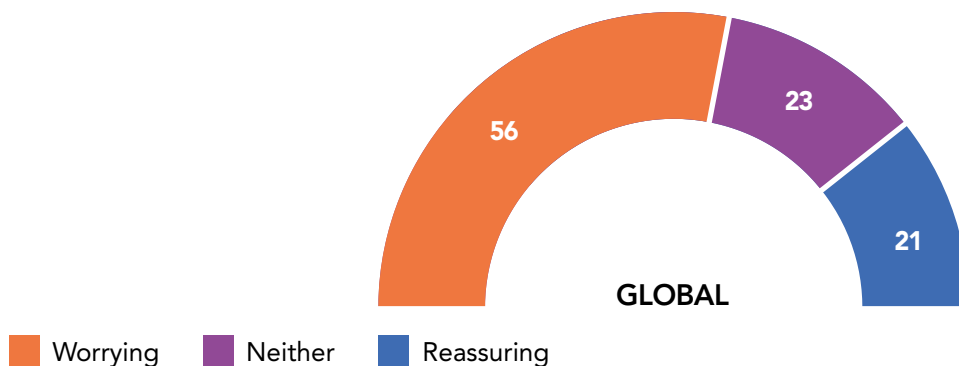
## THE UNITED STATES IS STILL CONSIDERED THE WORLD'S LEADING POWER

The results reveal that in the democratic world, the U.S. is still considered by far (75%) the most influential power. However, a very small minority of respondents consider China (13%) or Russia (6%) to be the most influential countries. But, from the point of view of the democratic world, the power considered the most influential after the United States is a non-democratic country: China.

In addition to respondents' assessment of the influence of these powers, a question enabled us to specify the nature of their perception of each country, by asking whether, for each of these powers, its posture on the international stage is "worrying", "reassuring" or "neither".

## UNITED STATES: LEADER OF THE DEMOCRATIC WORLD AS SEEN BY THE DEMOCRATIC WORLD

Indicate whether you think the United States' posture on the international stage is worrying, reassuring or neither



© Fondation pour l'innovation politique/International Republican Institute – 2019

Concern measured by the survey can reflect different realities, particularly when it comes to the U.S. in 2019. Public opinion can be divided, often because of strong opposition to the current government. Thus, if part of American society (43%) is worried about their country's international posture when responding to our survey, should this be an expression of real systemic concern or opposition to President Trump's (foreign or domestic) policy? Outside the U.S., a sense of concern can also be understood as a reaction to some of the Trump administration's foreign and trade policy discourse and decisions, which may fuel a sense of further disruption in an already uncertain world.

For example, in North America, three quarters of Canadians surveyed (76%) say they are worried about their neighbor's posture on the international stage, a concern shared by 53% of Brazilians. In Israel, on the other hand, a clear majority (59%) consider the behavior of their powerful ally reassuring, a result of a traditionally strong connection which has been further strengthened by the relocation of the American Embassy in Israel from Tel Aviv to Jerusalem.







### ISRAEL

The unique relationship that Israel has had with the United States since the creation of the Jewish State in 1948 is reflected in the results: 59% of Israelis say they are reassured by the United States' international posture. This closeness was strengthened by Donald Trump's decision to move the U.S. Embassy in Israel to Jerusalem and withdraw from the Iranian nuclear agreement in May 2018. The willingness of the Europeans to maintain trade relations with Iran, Israel's great adversary, despite the American withdrawal from the agreement may explain the fact that Israelis are, among the 42 democracies, those who most often say that they "worry" about the European Union's posture on the international stage (41%, compared to 23% on average).



## In Western Europe’s democracies, rising concerns about the U.S.

Comparing the figures of our surveys from 2017 to 2019, we observe a significant increase in the proportion of respondents who expressed concern about the attitude of the United States internationally, particularly in historically allied countries.

Indicate whether you think the United States’ posture on the international stage is worrying, reassuring or neither	2017	2019
Response: “worrying”		
 Belgium	59	73
 France	57	71
 Germany	64	75
 Greece	51	69
 Italy	44	58
 Netherlands	62	72

© Fondation pour l’innovation politique/International Republican Institute – 2019

It is perhaps the strength of these ties that explains the growing concern of Western Europeans. Donald Trump’s foreign policy, characterized by isolationism, is expressed in the phrase “America first”. Old allies seem to fear being left on their own in an increasingly threatening international context.

Among the populations most concerned about the attitude of the United States are the Luxembourgers (84%), Irish (77%) and Swiss (75%), who have long offered American businesses and individuals (legal) tax benefits. With the Tax Cuts and Jobs Act of 2017, which notably provided for the repatriation of profits made abroad by U.S. companies, Luxembourg and Ireland, which house the head offices of several of the big tech companies, have seen their positions weaken.

## In the former communist bloc, the history of American interventionism guides perceptions

For the countries freed from Soviet communism and domination who are now members of the European Union<sup>2</sup>, American power is seen as a reassuring democracy facing up to the threat of a militaristic and authoritarian Russia. Opinion is largely favorable towards NATO. The majority of Hungarians (58%), Lithuanians (71%), Poles (63%) and Romanians (70%) believe that being part of a military alliance with the United States (NATO) is a “good thing”.

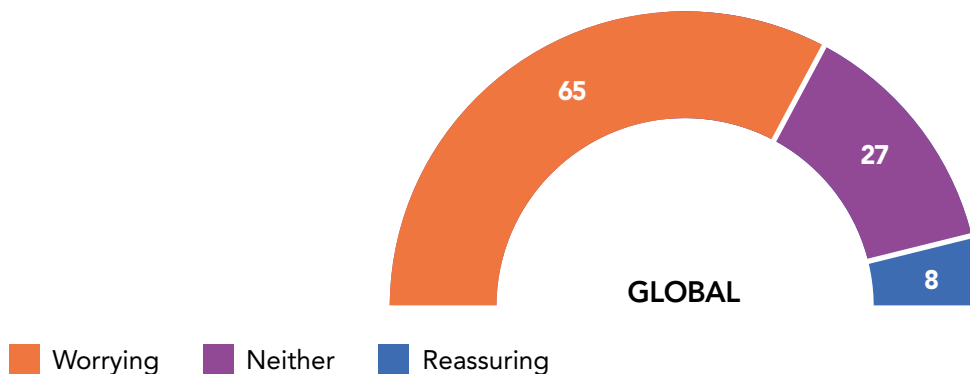
Overall, these countries are less likely to see U.S. foreign policy as a concern (43%, compared to 56% for all countries), which is even more significant given that it is not known whether these concerns are partly a result of a fear of Trump’s U.S. turning its back on Europe. However, significant disparities likely exist between these countries. For example, Slovakia’s complex relations as part of the Austro-Hungarian Empire and its sensitivity to Pan-Slavism may explain a higher level of concern regarding the U.S. (70%). The idea of a sort of “third way” between the West and the East – shared by part of the population – has long encouraged Slovaks to seek a neutral position. However, the Slovak State’s commitment to the United States remains unmistakable. This was made clear by the government’s decision to buy fourteen new U.S. F-16 fighter planes.

In the Balkans, the memory of American intervention in regional conflicts on the eve of the twenty-first century has left a lasting mark in the minds of the people. Its intervention in favor of the Albanian Kosovars during the Kosovo War probably explains the fact that 59% of Albanians find the international position of the United States reassuring. But this is not the case in the other Balkan countries surveyed, as 67% of Serbs say they are worried about American attitudes, along with 63% of Croatians and 52% of Bosnians. The U.S. bombing of Serbian targets during the Yugoslav wars explains the distrust of Serbia, but also of Bosnia, which has a large population of Serbs. The worry felt by Slovenians (73%) may reflect current events, as recent U.S. tariffs on steel and aluminum may have a significant impact on the Slovenian economy.

2. The following countries fall into this category: Bulgaria, Croatia, Czech Republic, Estonia, Hungary, Latvia, Lithuania, Poland, Romania, Slovakia and Slovenia.

## RUSSIA: JUDGED AS WEAK BUT NEVERTHELESS CONCERNING

Indicate whether you think Russia's posture on the international stage is worrying, reassuring or neither



© Fondation pour l'innovation politique/International Republican Institute – 2019

Paradoxically, it is evident that Russia is perceived as one of the least influential powers: only 6% of respondents cited it first, the same rate at which the European Union was chosen. Within democracies, however, Russia is considered the most worrying by two-thirds (65%) of respondents, compared to 56% for the United States and 49% for China. The trauma caused by Soviet imperialism in the aftermath of World War II and throughout the Cold War, and revived by belligerent contemporary politics, largely explains the sense of concern regarding Russia. The details of the data reveal traces of history: 72% of those aged 60 and over feel that Russia's attitude is worrying, compared to 57% of those under 35.

### Russia's current use of hard power increases mistrust

Concern is widespread in Western Europe as the Luxembourgers (66%), Belgians (67%), Dutch (77%), and British (82%, 7 points higher than in 2017) say they are worried about Russia's behavior. Increasingly aggressive actions, such as the poisoning of Sergei Skripal in the UK, along with cyber-attacks on the Organization for the Prohibition of Chemical Weapons and the strong suspicions of cyber-attacks and the spread of fake news with the intent of interfering in electoral processes, are fueling this massive concern among Western Europeans.

Similarly, and again for specific reasons, most Danes (77%), Swedes (74%) and Finns (69%) are concerned about Russia's behavior, which can be attributed to their geographical and strategic position and the fact that Russia has been increasing its maritime activities in the Baltic Sea in recent years.

### UKRAINE

The situation in Ukraine makes it difficult to analyze the results concerning Russia, due to the military occupation of the Donbass region and the resulting conflict in the east of the country. The recent clash in the Azov sea between Ukrainians and Russians, as well as the Orthodox Church of Ukraine's declaration of its independence from the Moscow Patriarchate, illustrate the rising tensions between Ukraine and Russia, as these clashes continue within Ukraine itself. Thus, 75% of Ukrainians say they are worried about Russian posture on the international stage. So far, the U.S. nevertheless does not appear to be an openly protective power. The Ukrainian population is divided into thirds: those who say they are worried about the posture of the United States (36%), those who say they are reassured by it (30%) and those who respond that they are neither worried nor reassured (34%). The European Union is found to be more reassuring (35%) than the United States, but it mostly shows indifference among Ukrainian respondents, 42% claiming to be neither worried nor reassured. For its part, China arouses some apathy, with 68% of Ukrainians surveyed saying its posture on the international scene is neither worrying nor reassuring.

## Russia worries the democracies of the former Eastern bloc

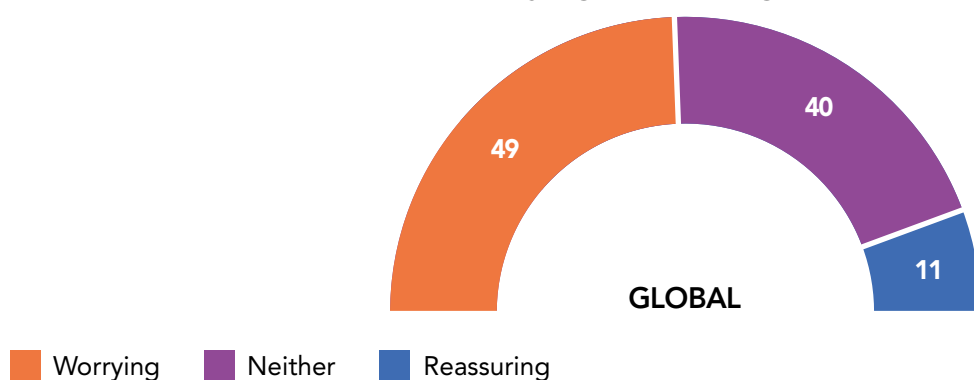
Democracies that have experienced Russian imperialism are particularly worried. This is the case for Romania (68%) but above all for Poland (77%), which was recently affected by Russian military exercises in Kaliningrad on the Polish border.

Russia is also a major source of worry for the Baltic populations (80% of Estonians, 74% of Lithuanians, 66% of Latvians), especially since the annexation of Crimea in 2014. These high levels of concern may stem from fears that Russia will continue to use its neighboring countries as testing grounds for hybrid warfare tactics, as has been the case in the Baltic countries since 2015, through cyber-attacks targeting energy and communications infrastructure.

Among the former members of the Eastern bloc, not all share the same concern about Russian power. This stems from historical, religious (Orthodox Church), or economic proximity of certain countries to Russia. A majority of Serbs (56%) consider Russia reassuring. They are the only country where this is the case. The same sentiment is expressed at a relatively high rate among Bulgarians (45%) and, to a lesser extent, in Bosnia and Herzegovina (39%), because of the many Serbs living there.

## CHINA: DESPITE GROWING INFLUENCE, PUBLIC OPINION IS NOT VERY WORRIED

Indicate whether you think China's posture on the international stage is worrying, reassuring or neither



© Fondation pour l'innovation politique/International Republican Institute – 2019

Despite Putin's efforts to influence the world, China is seen as twice as influential as Russia. Moreover, China is a source of much less concern: while it is considered the second most influential country after the United States, a significant share of respondents (40%) suspend judgement on the quality of that influence, expressing that they are neither reassured nor concerned. This ambivalent judgement about a major power, despite it not being democratic, is also the result of the efficient use of "soft power", thanks to which China is able to increase its influence considerably without raising alarm.

### However, concerns are increasing

We are likely entering a pivotal moment in terms of Western democracies' assessment of China. While public opinion is still largely ambivalent, there is growing concern in Western Europe. Compared to 2017, the concern caused by China increased by 6 points in Germany (from 32% to 38%) and in France, where it is now at nearly half of the population (from 42% to 48%), and by 8 points in Austria (from 31% to 39%). The surge was spectacular in Finland, where concern increased by 14 points compared to 2017, from 22% to 36%. We must recall that the Finns are China's fifth-largest trading partner in Europe, behind the United Kingdom, Germany, France and Italy. China, which is firmly committed to deploying its own power, is likely to run up against less favorable opinions among democratic societies.

In the democracies of Central and Eastern Europe, ambivalence regarding China is even more widespread (56%). However, there are changes in opinion. As such, likely as a result of its rapprochement with Russia, China is a source of far more concern among the populations of the Baltic States than it was in 2017: 31% of Estonians (15 points higher than in 2017), 31% of Lithuanians (12 points higher) and 23% of Latvians (5 points higher).

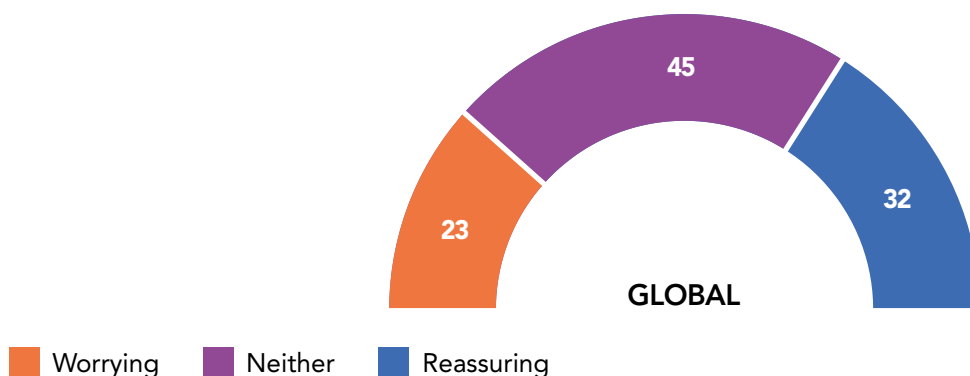
On the contrary, it is in the Balkans that the largest proportion of respondents find China's posture on the international stage reassuring. In fact, the majority of Serbs find China reassuring (51%), as well as a significant portion (43%) of Bosnians, Albanians (38%) and Macedonians (25%). As a counterpoint, let us recall that, at the level of the 42 democracies, only 11% of respondents say they find China's posture on the international stage reassuring.

## JAPAN

Japan is the country most worried about China (91%). This is the result of a history marked by Japanese control, and this concern is also regional as it is shared by 57% of Australians. In Japan, the majority of respondents (77%) also expressed concern about Russia's international posture. Current events are fueling concerns about China and Russia in Japan, with the resurgence of military activity in the region on the part of both countries.

## THE EU: A REASSURING YET WEAK PRESENCE

Indicate whether you think the European Union's posture on the international stage is worrying, reassuring or neither



© Fondation pour l'innovation politique/International Republican Institute – 2019

The European Union cannot be considered a power in the same way as the other three. It is indeed credited as a kind of power, but one which does not work with the same tools. China, Russia and the U.S. are states, while the European Union is not. They are global military powers, whereas the European army does not exist. Moreover, after World War II, Europeans moved away from nationalism while the three other powers continued to use it in their struggle for influence. As an international entity, the European Union exercises soft power. It is not set up for "hard power", which it has learned, on the contrary, to avoid. The type of organization and forms of influence which characterize the European Union explain why so few (6%) among the respondents see it as influential. On the other hand, of the four powers submitted for judgement by the democracies, the European Union is the one that is most often deemed "reassuring" (32%), far ahead of the United States (21%), China (11%) or Russia (8%). The European Union thus appears to be a reassuring presence in a world of weakened democracy.

In this uncertain context, it is interesting to note that a clear majority of Europeans (59%) are favorable to the creation of a common army, in addition to that of each country. This favorable attitude could be linked to the perception that in fact, in the European Union, nearly two-thirds (62%) of respondents who are in favor of a European army consider the posture of the United States "worrying".

# BRAZIL: A TOLERANT SOCIETY FACED WITH DEMOCRATIC DISILLUSIONMENT

OCTAVIO DE BARROS

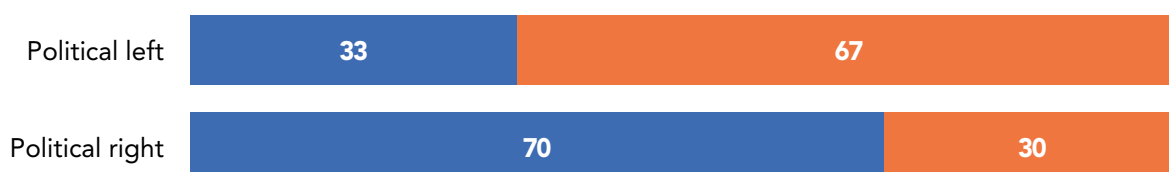
Our survey was conducted in September 2018, just weeks before the October 2018 general election that marked a turning point in the Brazilian political scene. Brazil's shift to the extreme right was characterized by the vertiginous growth of the Social Liberal Party (PSL). Its presidential candidate, ex-military officer Jair Bolsonaro, was elected in the second round with 55.1% of the vote. The PSL, which had only one MP in 2014, is now the second group in the Chamber of Deputies with 52 representatives. These elections constitute a historic political shift, occurring after four terms in office of the Workers Party (PT) and a campaign punctuated with theatrics. This includes the dismissal of President Dilma Rousseff (PT) in 2016, the imprisonment of former president and presidential candidate Luiz Inácio Lula da Silva (PT), accused of corruption and money laundering, and the attack on Bolsonaro of September 6th 2018.

## SOCIAL AND ECONOMIC ISSUES ARE CORE CONCERNS

Endemic violence and corruption largely explain Brazil's current disillusionment with their democratic system. After twenty-one years of military dictatorship, from 1964 to 1985, the consolidation of democracy initiated in 1985 was based more on the conquest of corporatist civil rights than on the reinforcement of democratic values. Compared to its Latin American neighbors, Brazil is an under-politicized country and politics do not generate much enthusiasm among the population. According to our study, only one in two Brazilians (50%) claims to be interested in politics.

One of Brazil's major problems is the immutability of its social inequalities. Among the populations of the 42 democracies surveyed, Brazilians are the most worried about social inequalities (94%). We are witnessing a severe deterioration of the welfare state created by the 1988 constitution and consolidated by the successive governments of Lula da Silva and Dilma Rousseff. Now, the model of the Brazilian welfare state is impractical from a taxation perspective and the limits of its functioning – rigid and socially unjust – give rise to a widespread level of frustration. Our survey shows that almost all Brazilians (94%) are worried about the future of social program funding. It is indeed crucial and necessary to conduct more efficient social policies and the welfare state must quickly reinvent itself through new objectives, new financing methods and new definitions of its beneficiaries in order to improve its functioning. By the same token, though the idea that the structural tendencies of Brazil's economic decline (dysfunction of public services, social security deficit, deteriorating tax system, etc.) are almost exclusively due to corruption is widely agreed upon, the underlying issue is obviously deeper and more related to low levels of productivity.

### Do you believe that a return to military rule in Brazil would be the best solution to address the country's problems?\*



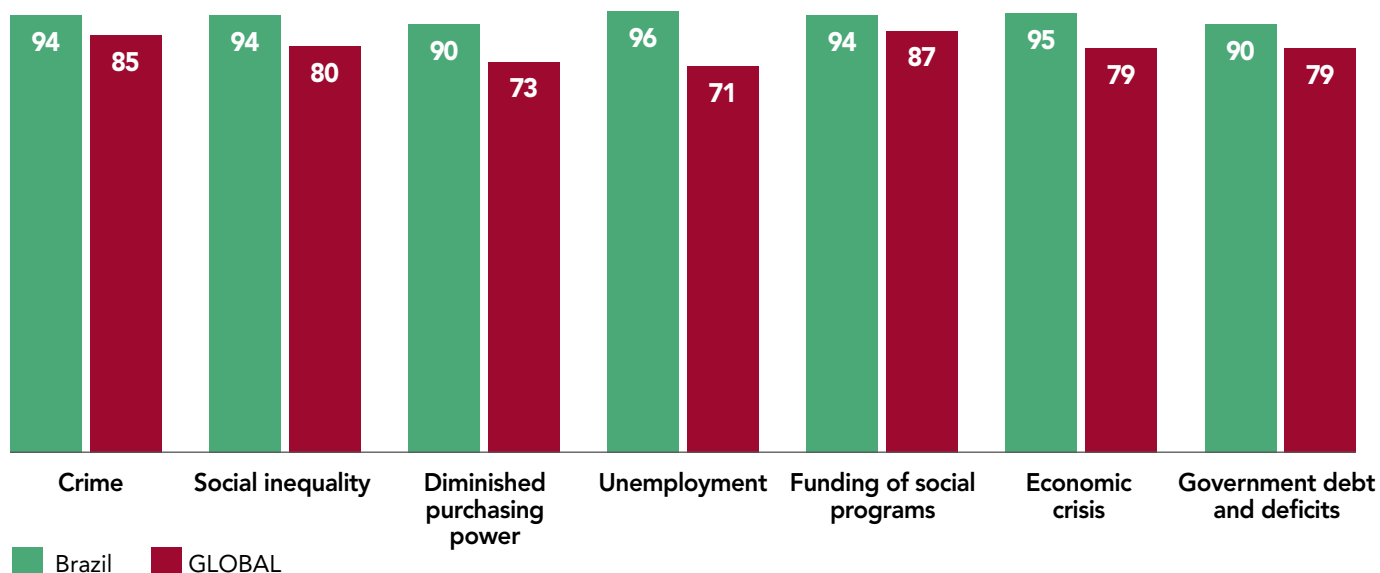
■ Total responses: "yes, absolutely" and "yes, somewhat"    ■ Total responses: "not really" and "not at all"

\* Question asked in Brazil only.

© Fondation pour l'innovation politique/International Republican Institute – 2019

## Indicate whether you are worried or not about each of the following topics

Total responses: "very worried" and "worried"



© Fondation pour l'innovation politique/International Republican Institute – 2019

## INSECURITY THREATENS DEMOCRATIC SENTIMENT

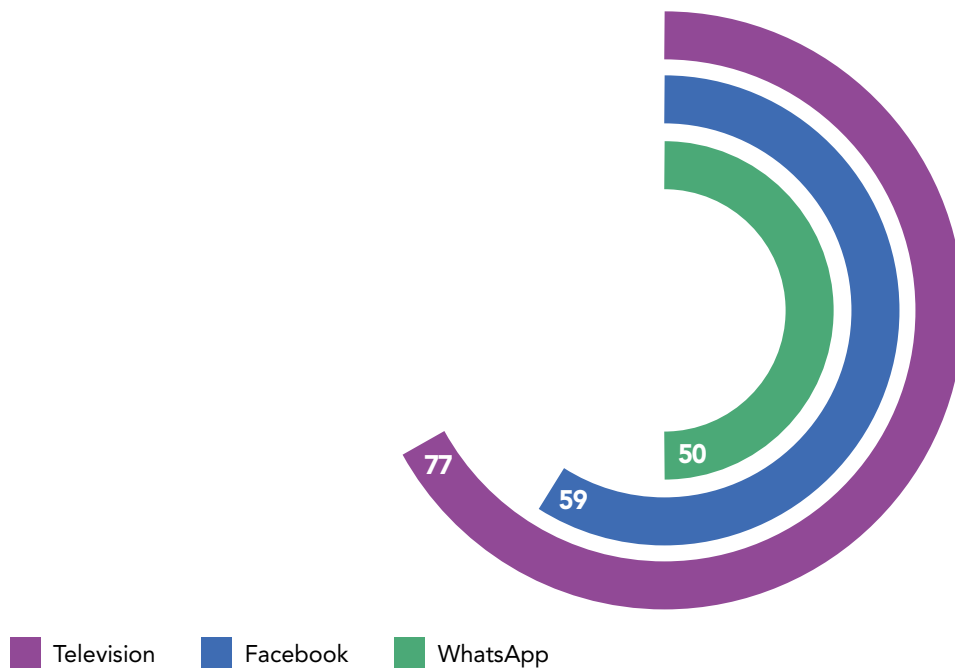
The issues of delinquency and crime – particularly grave in the outskirts of big cities – have recently had a major political impact in Brazil which has one of the highest homicide rates in the world: in 2016, there were some 60,000 murders, a rate of 29.53 homicides per year per 100,000 people, compared to 5.35 in the United States and 1.35 in France<sup>1</sup>. The violence is mainly linked to drug trafficking that mostly proliferates in disadvantaged social environments. The fight against crime has taken on a political dimension conducive to the hardening of an electoral discourse that preaches for the elimination of criminals and the legal protection of police officers involved in homicides while on duty. Violence and corruption have therefore become essential to understanding Brazil's recent electoral behavior.

Brazilian opinion is the second among those of the 42 countries surveyed to "prefer more order even if it means less freedom" (73%, compared to 81% for Bulgaria, 60% on average for the European Union, 57% on average for all 42 countries and 41% for the United States). Brazilians are among those who have the least trust in political parties (96%), Parliament (90%), the media (83%), unions (80%) and the judicial system (69%). Brazil is also among the countries whose population considers the most that democracy works poorly (77% compared to an overall average of 49%). It is therefore one of the countries whose citizens are most in favor (81%) of forms of direct democracy such as a system wherein "citizens decide what is best for the country, rather than the government" to the detriment of intermediate bodies. Only Hungarians (84%), Albanians (83%) and Ukrainians (82%) are on par with Brazilians in their demand for this type of government.

In addition, the survey shows that Brazil is the country where public opinion is most favorable to the idea of seeing the army in power (45%) and one of the most favorable to economic interventionism (52%, 11 points above the average of the 42 countries). Notably, one-third of the new government ministers and about a hundred of strategic leaders of the Bolsonaro administration are ex-military members. It should also be noted that Brazil has always been marked by a strong state presence through the creation of large state-owned companies, as well as by significant interventionism and protectionism, unlike other Latin American military dictatorships. This contrasts with the ultraliberal direction given by the Minister of Economy of the new government. However, it is still too early to assess the impact and restrictions associated with this type of economic policy within an inherently interventionist government.

1. The World Bank "Intentional homicides (per 100,000 people). UN Office on Drugs and Crime's International Homicide Statistics database", worldbank.org, 1995 to 2016 (<https://data.worldbank.org/indicator/vc.ihr.psrc.p5>).

## Means by which you are used to following political news and debates\*



\* Question asked in Brazil only.

© Fondation pour l'innovation politique/International Republican Institute – 2019

## RELIGION AND SOCIAL MEDIA AT THE CENTER OF BRAZILIAN SOCIETY

It is also worth mentioning the strong surge of evangelical Christianity in the context of rising conservatism. This survey shows that Brazil is one of the countries that trusts religious authorities the most (43%) and is therefore most opposed to abortion (65%, the fourth population most hostile to this right). Evangelical voters played a decisive role in the election of Jair Bolsonaro. Paradoxically, however, Brazil is among the most open countries in terms of its tolerance for people with different religious opinions (90% versus the overall average of 78%), different sexual orientation (85% versus the overall average of 77%) and different political opinions than their own (86% versus the overall average of 73%). This seems to contradict the new president's homophobic and intolerant rhetoric, particularly during the election campaign.

Our survey also reveals Brazilians' enthusiasm for social media, as well as low concern about their social impact and the risk of manipulating public opinion. For example, most respondents (92%) believe that the Internet and social media are "good because they offer people the possibility to get informed by themselves" and, in comparable proportions (82%), believe that they are "good because they help people to express themselves more freely". When responding to the question regarding "the means by which you are most used to following political debates and news", Brazilians answered television (77%), Facebook (59%) and WhatsApp (50%). It should be noted here that the intense use of social networks as a campaign tool by the candidate Jair Bolsonaro represented a considerable competitive advantage for him.

The results of our survey thus provide a better understanding of the Brazilian vote, which seems to be, above all, the manifestation of a rejection of previous governments, particularly the Workers' Party. While it has allowed for undeniable social progress, this party has been heavily discredited by corruption scandals, the controversial condemnation of former president Lula, economic decline and rising unemployment. An electoral tidal wave also marked the legislative elections, both at national and state-level, with a record number of newly elected officials and a clear rejection of traditional parties. The ousting that characterized these elections clearly favored the advance of populism and its discourse, based on the idea of an appeal to a "savior of the homeland".

Through these results, it is possible to affirm that, despite a resurgence of conservatism, Brazilian society remains profoundly tolerant, though it seems to have prioritized the restoration of a certain type of public morality, of a supposedly forgotten ethic, and of the fight against violence and delinquency.

# THE ANGLOSPHERE: ECONOMIC AND POLITICAL LIBERALISM

GRAHAM SCOTT

This analysis focuses on differences and similarities on perceptions of democracy by the citizens of Australia, Canada, the United States, Ireland, the United Kingdom and New Zealand, regrouped under the term “Anglosphere”. We’ll supplement this study with a comparison of these six countries with the European Union. With Brexit underway, this survey does not treat the UK as part of the EU. Ireland is considered to be both part of the Anglosphere and the European Union.

On average, respondents in the Anglosphere are more likely to feel that their “standard of living has gotten better over the past few years” than respondents in the European Union (36% compared to 23%). Public opinion in these democracies holds a more positive view of the past and is more optimistic about the future. Over one-third of respondents in the Anglosphere believe their country will be worse off tomorrow than it is today (36%), compared to half of EU respondents (50%). Within the Anglosphere, the U.S. leads in perceptions of improvements in the standard of living (40%) and optimism for the future (24%). Australia and the UK have the lowest percentage of respondents who believe that their standard of living has improved (22% and 25% respectively) or that their country will be better off tomorrow (7% and 10% respectively).

One of the most intriguing differences between the Anglosphere and the EU is the level of concern for future of the “way of life”: the Europeans are indeed much more concerned about Islam than the Anglosphere populations in average (68% of EU citizens are worried compared to 54% of Anglosphere respondents); they are also more worried about immigration (69% versus 57%).

## STATE OF DEMOCRACY AND DEMOCRATIC VALUES

Respondents in the Anglosphere express stronger support for democratic values than EU citizens. Over half of Anglosphere citizens prefer “more freedom even if it causes less order” (55%) compared to just 39% of EU citizens. Similarly, a greater majority of respondents from the Anglosphere (75%) oppose being led by a “strongman who does not have to worry about Parliament or elections”, 9 points higher than EU citizens (66%). The previously mentioned high level of concern among EU citizens likely drives this increased preference for order. Taken together, these results show greater security, or at least perceptions thereof, in the Anglosphere. New Zealand is an exception to this trend within the Anglosphere, as 49% of respondents say that “other political systems might be just as good as the democratic system”, well above the 33% average for the Anglosphere. This result is especially peculiar considering New Zealanders’ evaluation of their country’s democracy. Over three quarters say their country’s democracy works well (79%) – at the same level as Canada (80%), which leads the Anglosphere in terms of confidence in its democracy. New Zealand also has the highest proportion of respondents expressing trust in their government (72%), Parliament (70%) and political parties (57%).

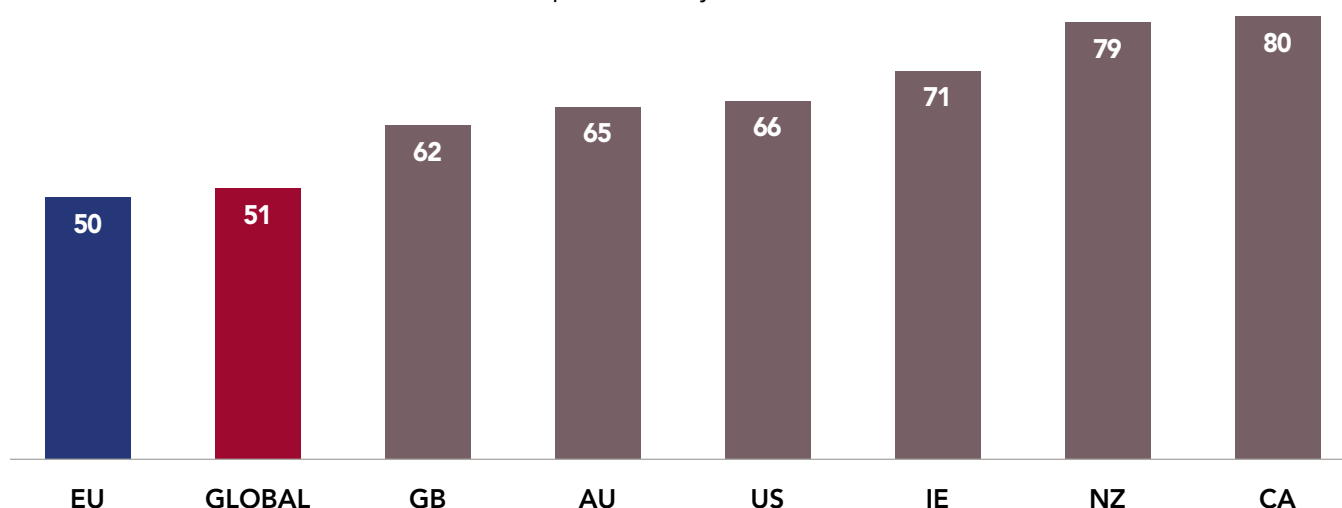
While the UK has the lowest proportion of citizens who say that democracy is working well in their country (62%), the figures for all Anglosphere countries are higher than the European average of 50%. It is essential to a functioning democracy that people are freely able to participate in the democratic process, whether through voting, protest or other forms of public expression, and whether these actually influence lawmakers. Thus, it is no surprise that a higher percentage of Anglos than Europeans feel they are free to express themselves (80% compared to 63%), and feel that voting can make a difference (80% versus 66%).

Within the Anglosphere, Canada ranks at the top and Australia at the bottom for these last two questions – 85% of Canadians feel free to express themselves compared to 75% of Australians. A 20-point difference separates the two on the perception of voting, with more Canadians thinking that “voting is worthwhile because elections can make a difference” (84%) compared to Australians (64%).



## Would you say that democracy in your country works...

Total responses: "very well" and "well"



© Fondation pour l'innovation politique/International Republican Institute – 2019

On average, Anglosphere citizens show greater trust in all institutions presented in the study than European citizens. The largest gaps in trust between Anglo and EU countries exist for the judicial system (75% of Anglosphere respondents trust it compared to 50% of Europeans), the armed forces (88% and 65% respectively), and non-profit organizations (82% compared to 55%). The higher levels of trust in institutions within the Anglosphere seem plausibly linked to the more optimistic attitude that is evident in these countries.

## MIGRATION AND SOCIAL COHESION

The survey shows a diversity of opinions on immigration and issues related to social cohesion within the Anglosphere. The Irish appear to be the most tolerant of other ethnicities while the Australians are the least (13% are bothered by people of a different ethnicity compared to 23%). The same dynamic exists for religious tolerance of Muslims: only 17% of Irish respondents have a negative reaction when they learn that a person is Muslim, compared to 34% of Australians. While roughly the same proportion of EU citizens and Anglosphere citizens are bothered by people of other ethnicities (19% vs. 17%), a greater percentage of EU citizens have a negative reaction towards Muslims than their Anglo counterparts (31% vs. 24%).

A majority of respondents from Canada (70%), Ireland (69%) and New Zealand (68%) feel that it is their duty to welcome refugees into their countries. This contrasts with the slim majority of Australians (52%) who say the same, as their government opted to deter illegal refugees from trying to reach the country by sea in 2013. The Anglosphere average of 63% who hold this view toward refugees closely aligns with the EU average of 62%.

New Zealanders are also the least likely of Anglos to say their lifestyle is threatened: less than one-third hold that sentiment (31%). In sharp contrast to New Zealand, more than half of respondents from both the UK (53%) and the U.S. (51%) say their way of life is threatened. In both the UK and the U.S., those on the political left are more likely to feel threatened (61% and 64% respectively) than those on the right (47% for both countries), possibly a reaction to the political situation in their respective countries. In the UK, Brexit is likely a major driver of insecurity, where the left is also much more likely to think the UK will be worse off without the EU than the right (76% vs. 22%).

# TRUST AND MISTRUST IN DEMOCRATIC SOCIETIES

THIBAUT MUZERGUES

In his global history of political order and decay in modern times<sup>1</sup>, Francis Fukuyama makes the case that high-trust societies, i.e. societies with high levels of trust in one's neighbor, environment, and institutions, make political systems resilient. On the contrary, a society of distrust is characterized by increased anxiety among citizens, ultimately leading to the rejection of institutions, the judicial system, the government, trade unions or businesses. This worldwide study of democracy gives us a remarkable opportunity to study trust in democratic societies, and understand how weak points of trust could pave the way for political decay.

## THE MORE AN INSTITUTION APPEARS TO BE NEUTRAL OR NON-POLITICAL, THE MORE TRUSTED IT IS

One striking feature of this global analysis is the extent to which overtly political institutions are distrusted: overall, government (64%), Parliament (59%), political parties (77%), unions (55%), but also the media (66%) are distrusted by a majority of respondents. The more an institution appears to be neutral or non-political, the more it appears essential to address citizens' fundamental needs and the more trusted it is: state-owned or welfare state institutions, such as the police (70%), the armed forces (71%), schools (75%) and hospitals/medical professions (81%) top the rankings as the most trusted institutions. The judicial system (57%) and NGOs (60%) also obtain a majority level of trust.

This relationship associating trust and proximity, provided services and political neutrality is shown in regard to citizens' level of trust in companies. In most countries, they widely distrust large companies (59%) yet tend to trust small and medium-sized businesses (78%).

While most respondents say they do not trust big businesses, Google, Apple, Facebook, Amazon and Microsoft, some of the most powerful companies in the world, inspire high levels of trust, close to that of small and medium-sized businesses. A vast majority of respondents say they trust Microsoft (77%), Google (75%), Amazon (71%) and Apple (69%). Only Facebook generates a majority level of mistrust (58%). Mark Zuckerberg's company has recently been involved in numerous controversies including its influence in politics, its association with fake news, and its handling of users' personal data for electoral influence seen on an unprecedented scale. Facebook is also the only company among these five that provides a platform for public partisan political action, which perhaps results in citizens viewing the social network as more directly linked to political debate and action.

## TRUST SEEMS STRONGER AMONG CULTURALLY-PROTESTANT DEMOCRACIES

Many culturally-Protestant countries can be viewed as high-trust societies. In the North of Europe, Swedes express strong trust in their Parliament (65% vs. 41% for the average of the 42 democracies surveyed), their judicial system (65% vs. 57%) and for political parties (46% vs. 23%). The Danish figures for trust in various institutions are equally high (64% for Parliament, 84% for the judicial system, 53% for political parties, but also 70% for the unions versus 45% on average in the democracies studied). Uniquely, in Norway, one institution, grouped together under the term "religious authorities", received a majority level of distrust (72%). As the table on the following page shows, Germany, the Netherlands, Luxembourg and Switzerland are indeed the biggest high-trust societies: the confidence expressed by their citizens in regards to the sixteen institutions of the survey is, with few exceptions, very clearly above average.

1. See Francis Fukuyama, *Political Order and Political Decay: From the Industrial Revolution to the Globalization of Democracy*, New York: Farrar, Straus & Girou, 2014.

Anglosphere democracies also exhibit high levels of trust in their institutions. Australians, British, Canadians and New Zealanders have a higher than average level of trust than the rest of democratic world for each of the institutions cited in the survey. We can also name the United States a high-trust society, even though a majority of respondents expressed mistrust towards large companies (53%), the media (56%) and political parties (65%).

## DISTRUST: AN AFFLICTION FOR DEMOCRACIES

In Hungary, compared to the overall average, institutions do not inspire much trust from the surveyed population. Just under a quarter (24%) of respondents say they trust the Hungarian Parliament. It should also be noted that this mistrust affects community-based institutions that typically enjoy strong public trust, such as schools and hospitals: less than half of Hungarians (46%) trust schools (compared to 75% on average), representing the lowest level of trust among the 42 democracies surveyed, and nearly two-thirds (64%) trust hospitals and medical professions (16 points less than the overall average of 81%).

Similarly, in former communist Member States<sup>2</sup>, citizens strongly mistrust the cited institutions. This lack of trust is particularly noticeable for political institutions: the Parliament (22% trust on average for the eleven countries, compared to 41% for the global average), the judicial system (38% compared to 57%), the police (55% compared to 70%), the armed forces (66% vs. 71%) and political parties (12% vs. 23%). However, this lack of trust remains true for schools (67% vs. 75%) and hospitals and medical professions (60% vs. 81%). Among these nations of the former Communist bloc, Bulgaria stands out: the majority mistrust all national institutions, with the exception of the armed forces (trusted by 59% of Bulgarian respondents) and schools (65%).

In the Balkan countries applying for membership in the European Union<sup>3</sup>, the levels of distrust remain well above the EU average for Parliament (73% vs. 60%), the judicial system (68% vs. 50%), the police (49% vs. 28%) and unions (70% vs. 57%). These countries, on the other hand, are more inclined to trust religious authorities (43% compared to an average of 24% for the European Union). In Ukraine, only the armed forces (53%), hospitals and medical professions (54%), schools (66%) and small and medium-sized businesses (74%) hold a majority level of respondents' trust.

The same is true for the countries of Mediterranean Europe, which are getting closer to the low-trust societies, as the Spanish, Italian, Portuguese and Greek populations are generally less trusting of their institutions than the average of the 42 democracies studied. France appears to be in an intermediate situation: while the French express strong mistrust toward certain institutions (72% for the media, compared to 66% on average in the 42 democracies, 50% for the judicial system versus 43%; 67% for large companies, compared to 59%), they are on average more trusting of Parliament, schools, hospital and medical professions, the armed forces, the police, small and medium-sized businesses and NGOs.

It should be underlined that national variations can largely depend on the histories of the surveyed countries. For example, a majority of Japanese respondents trust large companies (52%) but many fewer trust the military (41%). In Israel, on the contrary, the armed forces enjoy a massive level of trust (90%). The latter country is characterized more as a high-trust society, both for the level of trust attributed to its political institutions (58% trust Parliament, 67% trust the judicial system, 35% trust political parties) as well as that attributed to its civil institutions.













































Lastly, the case of Brazil confirms the link between the rise of low-trust societies and the crisis of democracy. While the questionnaire for this survey was administered in September 2018, only a few weeks before the general elections of October 2018 that marked a turning point for the Brazilian political scene, the extremely low levels of trust Brazilians exhibit towards their political institutions is striking. Only 4% trust political parties, 10% trust Parliament, and less than half of the population trust the police (47% compared to 70% for the 42 democracies studied).

2. The following countries fall into this category: Bulgaria, Croatia, Czech Republic, Estonia, Hungary, Latvia, Lithuania, Poland, Romania, Slovakia and Slovenia.

3. The following countries fall into this category: Albania, Bosnia and Herzegovina, North Macedonia and Serbia.











































## Trust in institutions

Total responses: "entirely trust" and "somewhat trust"

		Government	Parliament	Judicial system	Political parties	Media	European Parliament	European Commission
	AL	38	29	36	23	55	–	–
	AT	43	51	69	27	28	39	38
	AU	45	42	66	26	39	–	–
	BA	30	33	39	21	46	–	–
	BE	38	47	55	24	41	44	41
	BG	19	10	17	9	27	50	50
	BR	7	10	31	4	17	–	–
	CA	60	66	75	42	62	–	–
	CH	74	70	77	40	35	–	–
	CY	43	51	61	28	46	54	52
	CZ	36	30	49	19	25	29	27
	DE	50	54	64	35	44	48	46
	DK	57	64	84	53	45	52	49
	EE	52	53	68	21	41	55	52
	ES	20	35	40	11	31	46	43
	FI	42	45	75	27	62	43	40
	FR	29	44	50	12	28	40	36
	GB	46	51	76	34	35	–	–
	GR	17	20	45	6	8	31	26
	HR	16	24	22	7	42	52	49
	HU	26	24	42	13	12	54	53
	IE	57	61	76	41	51	69	65
	IL	55	58	67	35	43	–	–
	IT	34	33	40	12	24	34	34
	JP	37	38	72	24	29	–	–
	LT	36	29	46	11	47	64	64
	LU	71	76	76	49	44	65	64
	LV	28	32	42	13	42	56	55
	MK	44	42	38	31	53	–	–
	MT	69	66	55	48	37	58	54
	NL	55	63	71	50	51	49	49
	NO	63	73	82	53	50	–	–
	NZ	72	70	76	57	45	–	–
	PL	24	23	41	13	37	54	54
	PT	33	36	41	15	34	50	51
	RO	15	16	35	8	37	55	56
	RS	21	18	24	3	9	–	–
	SE	55	65	65	46	39	41	39
	SI	22	21	29	9	25	28	26
	SK	20	19	27	12	33	40	41
	UA	16	11	23	7	35	–	–
	US	51	63	75	35	44	–	–
	EU	34	40	50	20	34	45	43
	GLOBAL	36	41	57	23	34	45	43

## Trust in institutions (continued)

Total responses: "entirely trust" and "somewhat trust"

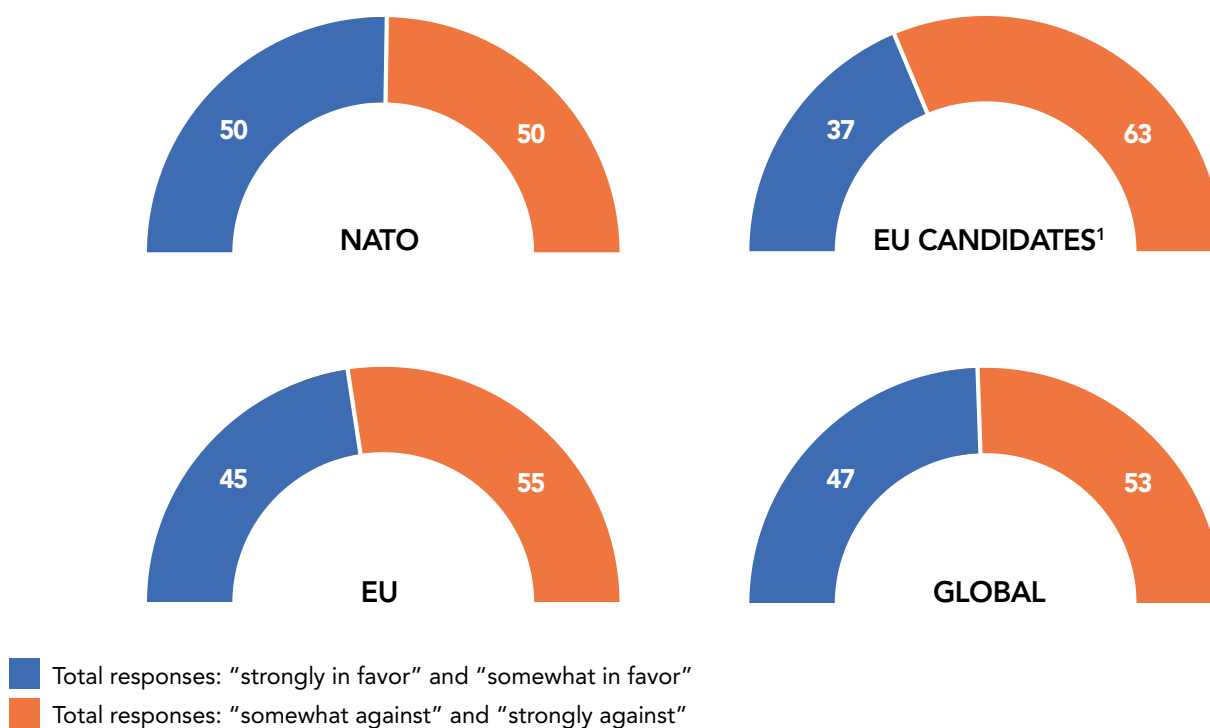
		Armed forces	Police	Schools	Hospitals/ Medical professions	Unions	Small and medium-sized businesses	Large companies	Non-profit organizations	Religious authorities
 AL	63	64	75	57	<b>29</b>	64	55	<b>43</b>	<b>53</b>	
 AT	56	83	77	87	63	82	<b>29</b>	53	20	
 AU	87	88	88	95	<b>47</b>	90	<b>44</b>	78	36	
 BA	61	59	78	73	<b>44</b>	67	52	55	<b>58</b>	
 BE	72	77	85	89	50	61	<b>40</b>	69	20	
 BG	<b>59</b>	34	65	<b>49</b>	<b>26</b>	<b>26</b>	<b>42</b>	<b>28</b>	28	
 BR	70	<b>47</b>	74	70	<b>20</b>	68	<b>34</b>	<b>43</b>	43	
 CA	85	85	90	91	56	89	<b>47</b>	82	41	
 CH	61	85	81	87	62	85	<b>37</b>	63	22	
 CY	64	56	71	64	<b>43</b>	82	<b>47</b>	66	<b>54</b>	
 CZ	73	72	80	82	60	83	<b>49</b>	51	20	
 DE	52	82	76	83	62	80	<b>23</b>	56	18	
 DK	79	87	81	89	70	<b>44</b>	58	79	23	
 EE	80	86	87	88	68	79	50	57	30	
 ES	57	72	70	90	<b>25</b>	65	<b>26</b>	51	18	
 FI	86	87	89	91	63	69	<b>49</b>	61	34	
 FR	78	78	77	87	<b>39</b>	86	<b>33</b>	69	25	
 GB	85	82	86	92	58	88	43	81	39	
 GR	65	49	60	61	<b>12</b>	63	<b>22</b>	<b>20</b>	33	
 HR	65	58	81	53	<b>40</b>	81	<b>23</b>	<b>43</b>	28	
 HU	63	57	<b>46</b>	64	<b>47</b>	71	<b>43</b>	<b>43</b>	25	
 IE	87	75	89	87	64	88	50	77	33	
 IL	90	67	78	86	64	73	<b>45</b>	57	34	
 IT	61	74	59	74	<b>23</b>	<b>46</b>	<b>38</b>	<b>45</b>	31	
 JP	<b>41</b>	65	61	81	<b>43</b>	72	52	<b>35</b>	6	
 LT	71	77	77	72	53	66	28	41	38	
 LU	67	85	72	83	65	77	32	68	19	
 LV	73	67	81	75	54	79	56	54	<b>43</b>	
 MK	63	61	83	65	36	68	61	46	<b>56</b>	
 MT	82	73	95	93	63	83	44	77	<b>61</b>	
 NL	75	83	89	94	66	75	46	79	27	
 NO	80	83	81	89	74	88	59	75	28	
 NZ	87	86	90	93	70	89	58	84	44	
 PL	68	57	71	60	<b>44</b>	73	36	58	27	
 PT	64	72	80	82	<b>32</b>	51	33	<b>40</b>	26	
 RO	66	<b>42</b>	56	<b>45</b>	<b>24</b>	44	40	<b>33</b>	26	
 RS	65	<b>37</b>	60	<b>45</b>	<b>21</b>	55	<b>27</b>	<b>33</b>	28	
 SE	65	76	58	81	<b>49</b>	78	<b>49</b>	64	14	
 SI	54	65	75	76	<b>32</b>	79	51	<b>36</b>	13	
 SK	57	<b>40</b>	61	57	57	79	<b>29</b>	<b>48</b>	31	
 UA	53	<b>33</b>	66	54	<b>10</b>	74	48	<b>35</b>	28	
 US	89	83	83	90	63	95	<b>47</b>	83	60	
<b>EU</b>	<b>65</b>	<b>72</b>	<b>72</b>	<b>78</b>	<b>43</b>	<b>69</b>	<b>34</b>	<b>55</b>	<b>24</b>	
<b>GLOBAL</b>	<b>71</b>	<b>70</b>	<b>75</b>	<b>81</b>	<b>45</b>	<b>78</b>	<b>41</b>	<b>60</b>	<b>36</b>	

# MILITARY INTERVENTION IN DEFENSE OF DEMOCRATIC VALUES IS UNPOPULAR

ALEX TARASCIO

The conflict about the obligation to intervene has persisted for decades among Western foreign policy experts. Fifteen years after the invasion of Iraq, rising tides of nationalism and isolationism have pulled the policy pendulum away from military intervention, especially in defense of democratic values. Considering this, it was important to gauge global public opinion on the question of military intervention of democratic countries in order to defend democratic values. A majority of respondents (53%) from the 42 democracies surveyed said they were either somewhat against or strongly against using military interventions to support democratic values.

Are you in favor or against the military intervention of democratic countries in other countries in order to defend democratic values?



© Fondation pour l'innovation politique / International Republican Institute - 2019

NATO members are evenly split on this question at 50%. The two largest contributors to NATO mirror this as they take opposing views on military intervention, favored by 55% of people in the United States and opposed by 56% of Germans. Among NATO countries, excluding the United States, a majority of citizens support this type of military intervention in Albania (74%), Portugal (64%), Denmark (62%), Belgium (58%), the Netherlands (55%), Canada (55%) and France (52%). British and Luxembourgger citizens are evenly split on this question (50% in favor and 50% against).

Member countries of the European Union are slightly more opposed to interventions (55%) than the overall sample (53%). The fact remains that 45% of Europeans are favorable to this type of intervention.










1. The following countries fall into this category: Albania, Bosnia and Herzegovina, North Macedonia and Serbia.

## EUROPEAN DISCREPANCIES

Among Member States, public opinion in the countries of the former Western Europe<sup>2</sup> hold moderately more favorable views toward the exercise of military force in defense of democratic values (48% in favor and 52% against) compared to former communist Member States<sup>3</sup> (37% in favor and 63% against). Eight of the twenty-eight Member States have majority support for this proposition: Portugal (64%), Sweden (63%), Denmark (62%), Belgium (58%), Malta (56%), Finland (55%), the Netherlands (55%), and France (52%). Interestingly, a clear majority of respondents in these countries believe their domestic democracy functions well: 53% in France, 60% in Belgium, 62% in Portugal, 69% in Finland and in the Netherlands, 74% in Malta, 76% in Sweden and 83% in Denmark. With the exception of Portugal, these nations also share greater trust in institutions, such as the armed forces and Parliament, compared to the European Union on the whole.

### Trust in institutions

Total responses: "entirely trust" and "trust"

	Armed forces	Parliament
 Belgium	72	47
 Denmark	79	64
 Finland	86	45
 France	78	44
 Malta	82	66
 Netherlands	75	63
 Portugal	64	36
 Sweden	65	65
 European Union	65	40

© Fondation pour l'innovation politique / International Republican Institute - 2019

Regarding the perception of the United States' posture on the international scene, Western Europe tends to be on average more worried (69%) than former communist Member States (43%). They are also more likely to worry about China's posture on the international scene than former communist Member States (43% versus 32%). Only Russia incites similar levels of concern for both Western Europe (61%) and former communist Member States (63%).

The worrying influence of these undemocratic powers may be one of the driving factors for the appeal to create a European army, representing majority support in Western Europe (58%) and an even higher percentage in former communist Member States (63%).

Candidate countries to the European Union are as unsupportive of interfering militaristically to defend democratic values as former communist Member States, with the same 63% opposed to this type of action. Notably, in Albania, 74% support military interventions to defend democratic values, while most Serbs (81%) oppose such interventions. Recent history helps to explain why people in the two nations hold such divergent views on this question. Serbs can readily identify their experience being on the receiving end of NATO bombing campaigns during the Kosovo War, as precisely the kind of military intervention the question considers. During the Kosovo War in 1999, Albania strongly supported military intervention against Serbia to defend Kosovar Albanians. NATO's intervention cemented the positive benefit of a military defense of democratic values for Albanians. The results of our survey show that strong feelings can endure decades after the last guns fall silent, no matter how righteous the cause.

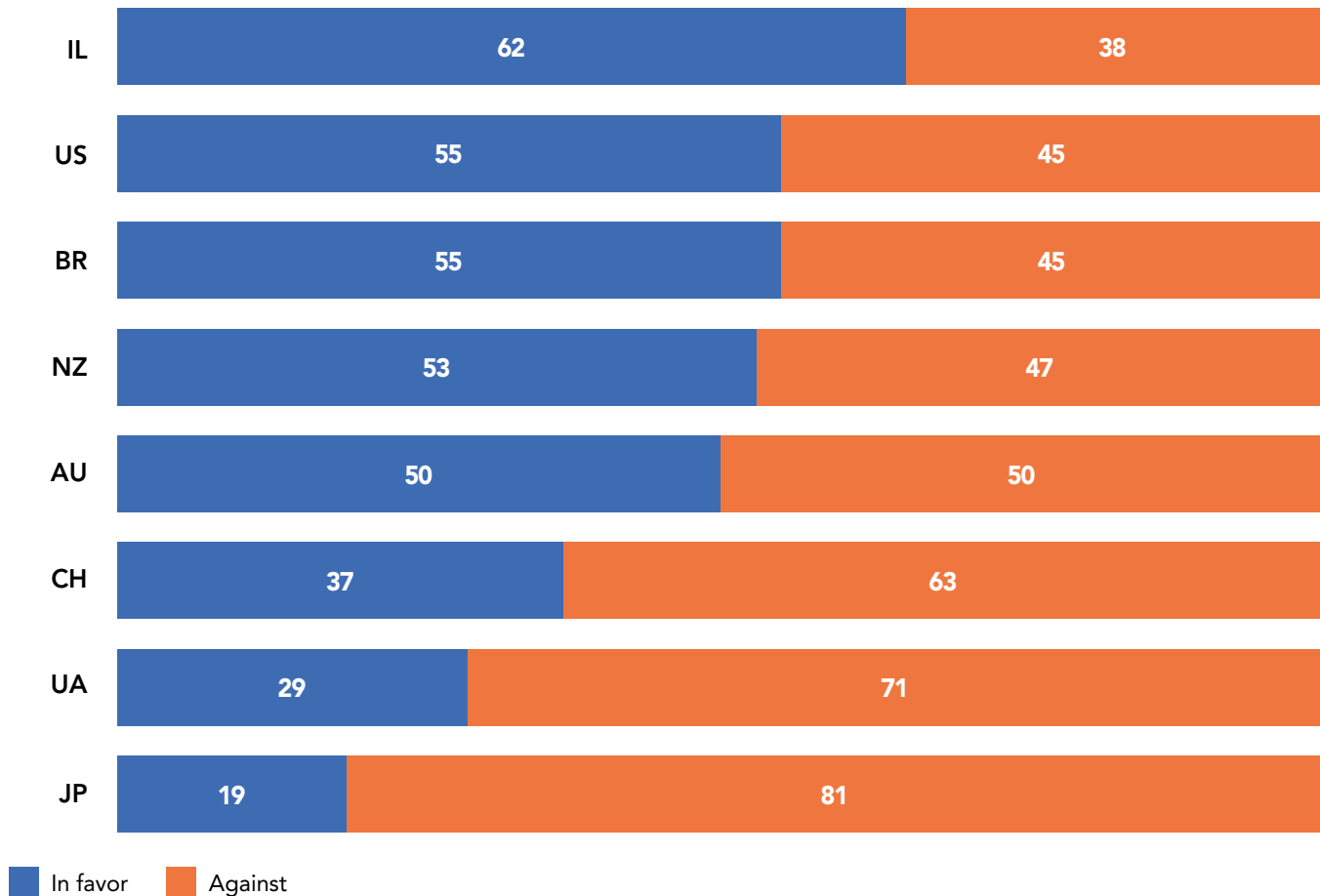
2. The following countries fall into this category: Austria, Belgium, Cyprus, Denmark, Finland, France, Germany, Greece, Ireland, Italy, Luxembourg, Malta, Netherlands, Portugal, Spain and Sweden.

3. The following countries fall into this category: Bulgaria, Croatia, Czech Republic, Estonia, Hungary, Latvia, Lithuania, Poland, Romania, Slovakia and Slovenia.

## HISTORY'S ROLE IN THE CURRENT-DAY LEVEL OF ATTACHMENT TO MILITARY INTERVENTIONISM

Military history and culture explain different attitudes regarding the degree to which democracies support or oppose military intervention in order to defend democratic values, and is discernible when looking at results for countries both outside of the European Union and of NATO.

**Are you in favor or against the military intervention of democratic countries in other countries in order to defend democratic values?**



© Fondation pour l'innovation politique / International Republican Institute - 2019

For instance, Japan's antimilitarism, enacted in its post-World War II Constitution, is reflected in its citizens' strong opposition (81%) to military intervention, putting the country on par with Serbia (81%) as the least supportive of military intervention out of the 42 democracies surveyed. Strikingly, seven out of ten respondents in Ukraine (71%) are against the idea of democratic countries intervening in other countries to defend democratic values. The confrontational relationship with neighboring Russia and the ongoing war in the Donbass region might otherwise suggest that Ukrainians would rely on strong support from the democratic world. One could also interpret the Israelis' strong support (62%) for military intervention as an echo of the strong relationship citizens have with the armed forces: an overwhelming majority trust them (90%), with 52% declaring they 'entirely trust' them, which is 31 points above the poll-wide average of 21%.





FONDATION POUR  
L'INNOVATION  
POLITIQUE  
fondapol.org

# Donation form

**Please return to:**  
Fondation pour  
l'innovation politique  
11, rue de Grenelle  
75007 Paris

**Contact :**  
Anne Flambert  
Administrative  
and Financial  
Director  
+33 (0)147536709

## Public debate needs the Foundation and the Foundation needs you!

In order to remain independent and work effectively in the public interest, the *Fondation pour l'innovation politique*, a civil society institution, needs the support of businesses and individuals. Every year, donors are invited to attend the General Convention at which the organisation's priorities are set out. The *Fondation pour l'innovation politique* moreover regularly provides donors with opportunities to meet its staff and advisers, discuss its work before anyone else, and attend its events.

*The Fondation pour l'innovation politique is a state-recognised organisation pursuant to the decree of 14 April 2004 and as such is entitled to receive donations and legacies from individuals and businesses.*

**I would like to support the Fondation pour l'innovation politique**  
I would like to contribute:

- 100 €     
  500 €     
  1 000 €     
  5 000 €  
 10 000 €     
  50 000 €     
  Other amount..... €

I am making this donation:

- In my own name  
 On behalf of the company:.....

Recipient of the receipt required for tax purposes:.....


Address:.....

Postcode:..... City:.....

By cheque made out to the Fondation pour l'innovation politique


By bank transfer dated:

To the account of the Fondation pour l'innovation politique at the Caisse des Dépôts  
et Consignations : IBAN : FR77 4003 1000 0100 0029 9345 216  
BIC : CDCGFRPPXXX



anne.flambert@fondapol.org





# A GLOBAL SURVEY

## 42 COUNTRIES, 33 LANGUAGES, 36 395 INTERVIEWEES

by the Fondation pour l'innovation politique  
and the International Republican Institute



Our survey on the state of public opinion in 42 democracies shows that: There is unanimous attachment to civil liberties • Democratic societies are tolerant • Democracy remains the best possible system, but... • Support for representative democracy prevails, despite the discrediting of elected powers • The legitimacy of universal suffrage has become contested • The democratic world is in favor of the death penalty • Though accepted by the majority, abortion prompts moral objections • Generational changes may lead to an erosion of democratic values • Islam incites concern • The welcoming of refugees is accepted in principle yet rejected in practice • The citizens surveyed are generally satisfied with their standard of living but feel that the way of life in their country is threatened • Law and order institutions (police, armed forces, etc.) are widely supported • There is a demand for authority • Democratic societies prefer more order even if it means less freedom • The Internet and social media offer citizens the possibility to inform themselves and express themselves more freely, while prompting fears of manipulation • Scientific and technological discoveries are seen as representative of progress • Big tech giants Google, Amazon, Apple and Microsoft are popular, but not so much Facebook... • Unlike Russia, China and the United States are seen as influential powers • Europeans are in favor of treating immigration at the European Union level • In the face of new threats, Europeans approve of the idea of a joint army • Attachment to the euro limits the rise of populism throughout Europe • In most of the 42 surveyed democracies, globalization is more of an opportunity than a threat...

All results available on  
**[fondapol.org](http://fondapol.org)** and **[iri.org](http://iri.org)**

