



Thailand National Public Opinion Survey:

Insights on Thailand's Political Conditions

October 10 – November 15, 2007





Survey Methodology and Socio-Demographics

Research Design

- ☀ Sample size: 1,119 respondents
- ☀ Location: Nationwide
- ☀ Margin of error: 3 percent
- ☀ Data collection method: Multi-stage Random Sampling
 - ❑ A random sampling method where recruitment of target respondents was conducted based on the proportion of population in each area
 - ❑ Random door-to-door method for Bangkok and Municipal areas
 - ❑ Random intercept interviews in non-municipal areas
- ☀ Respondent qualifications
 - ❑ Age: 18 and older
 - ❑ Must not be involved with politicians, parliament officials, election organisers and/or local administrative organisations
- ☀ Response rate: 20 percent

Research Methodology: Sample Size

**Total Sample
(N)**

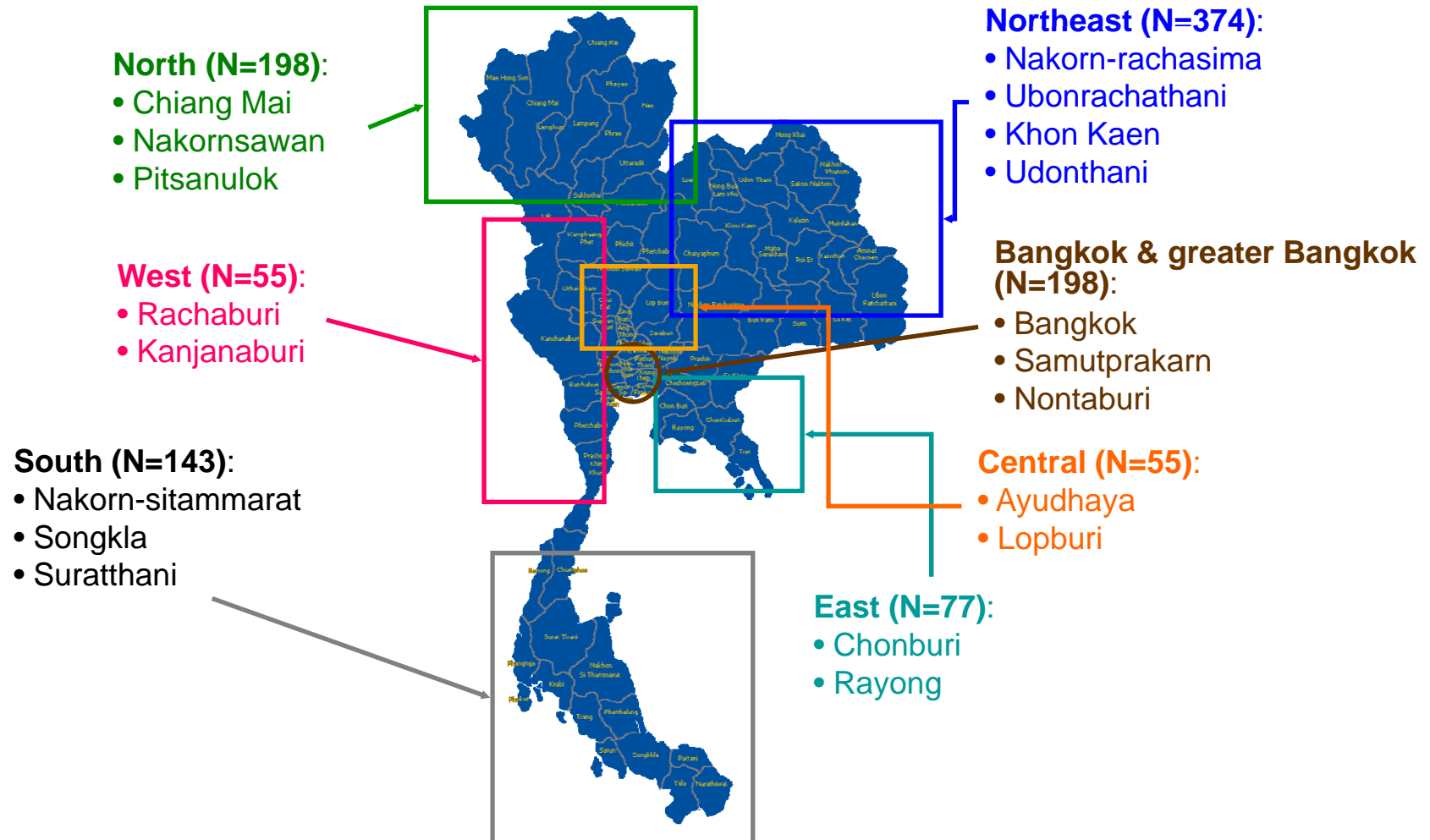
N = 1,119

Bangkok N=201 (18%)	Central N=56 (5%)	North N=201 (18%)	Northeast N=380 (34%)	East N=78 (7%)	West N=56 (5%)	South N=146 (13%)
----------------------------------	--------------------------------	--------------------------------	------------------------------------	-----------------------------	-----------------------------	--------------------------------



- Sample distribution was calculated based on the National Population Distribution Data of National Economic and Social Development Board, Office of the Prime Minister, as of 2006.
- The information in this report has been compiled in accordance with international standards for market and social research methodologies. Figures in charts and tables may not sum to 100 percent due to rounding error.

Research Methodology: Sampling Locations

For each region, provinces where fieldwork was carried out were selected below. Note that provinces selected are based on the population size as well as the nature of population in the province in order to be the best representation of the population for each region.



Socioeconomic Status

-  Five categories: A, B, C, D and E
-  Earnings per month

GREATER BANGKOK AND VINICITIES	
A	More than 50,000 baht
B	40,000 - 49,999 baht
C	20,000 - 39,999 baht
D	10,000 - 19,999 baht
E	Less than 10,000 baht

URBAN	
A	More than 40,000 baht
B	25,000 - 39,999 baht
C	10,000 - 24,999 baht
D	6,000 - 9,999 baht
E	Less than 6,000 baht

RURAL	
A	More than 20,000 baht
B	12,500 - 19,999 baht
C	6,000 - 12,499 baht
D	4,000 - 5,999 baht
E	Less than 4,000 baht

Conversion into U.S. Dollars

GREATER BANGKOK AND VINICITIES	
A	More than \$1,500
B	\$1,200 - \$1,500
C	\$630 - \$1,200
D	\$320 - \$630
E	Less than \$320

URBAN	
A	More than \$1,200
B	\$790 - \$1,200
C	\$320 - \$790
D	\$190 - \$320
E	Less than \$190

RURAL	
A	More than \$630
B	\$400 - \$630
C	\$190 - \$400
D	\$130 - \$190
E	Less than \$130

Socio-Demographic: Respondent Profile

GENDER	
Male	49%
Female	51%

AGE	
18 - 24	17%
25 - 34	25%
35 - 44	23%
45 - 54	15%
55 - 64	10%
65 and Older	9%

STRATA	
Urban	37%
Rural	63%

RELIGION	
Buddhism	97%
Islam	3%

SOCIOECONOMIC STATUS (earnings per month)

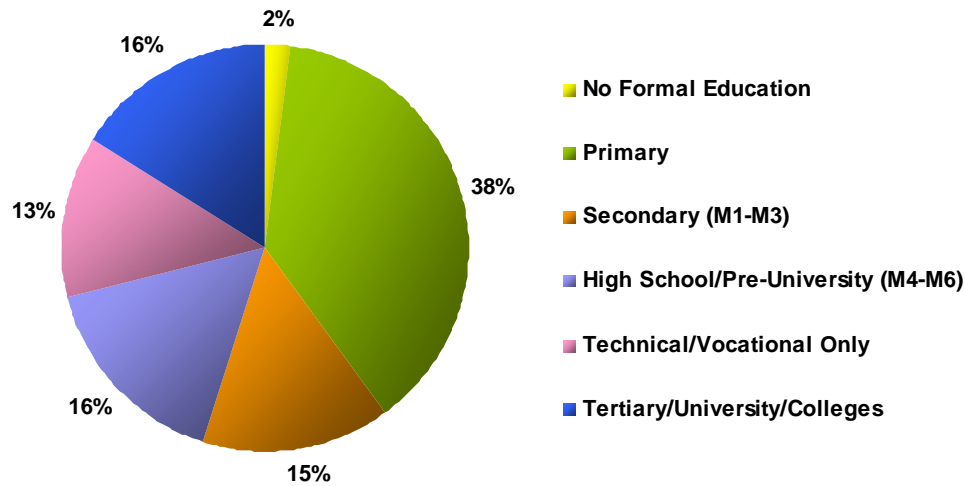
GREATER BANGKOK AND VICINITIES**	
More than 50,000 baht	8%
40,000 - 49,999 baht	11%
20,000 - 39,999 baht	24%
10,000 - 19,999 baht	37%
Less than 10,000 baht	20%

URBAN	
More than 40,000 baht	5%
25,000 - 39,999 baht	12%
10,000 - 24,999 baht	37%
6,000 - 9,999 baht	23%
Less than 6,000 baht	23%

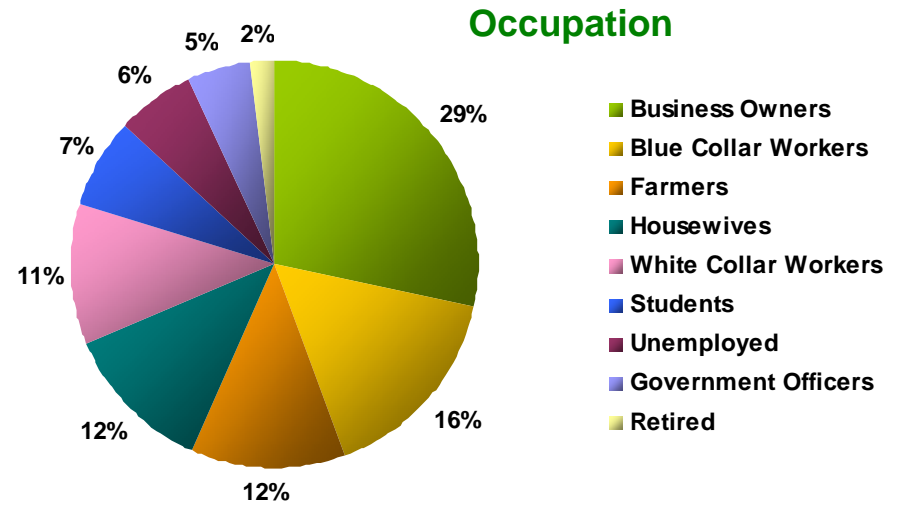
RURAL	
More than 20,000 baht	14%
12,500 - 19,999 baht	16%
6,000 - 12,499 baht	34%
4,000 - 5,999 baht	12%
Less than 4,000 baht	24%

**Greater BKK & Vicinities are split between Urban (N=142) and Rural (N=60)

Socio-Demographic: Respondent Profile



Education

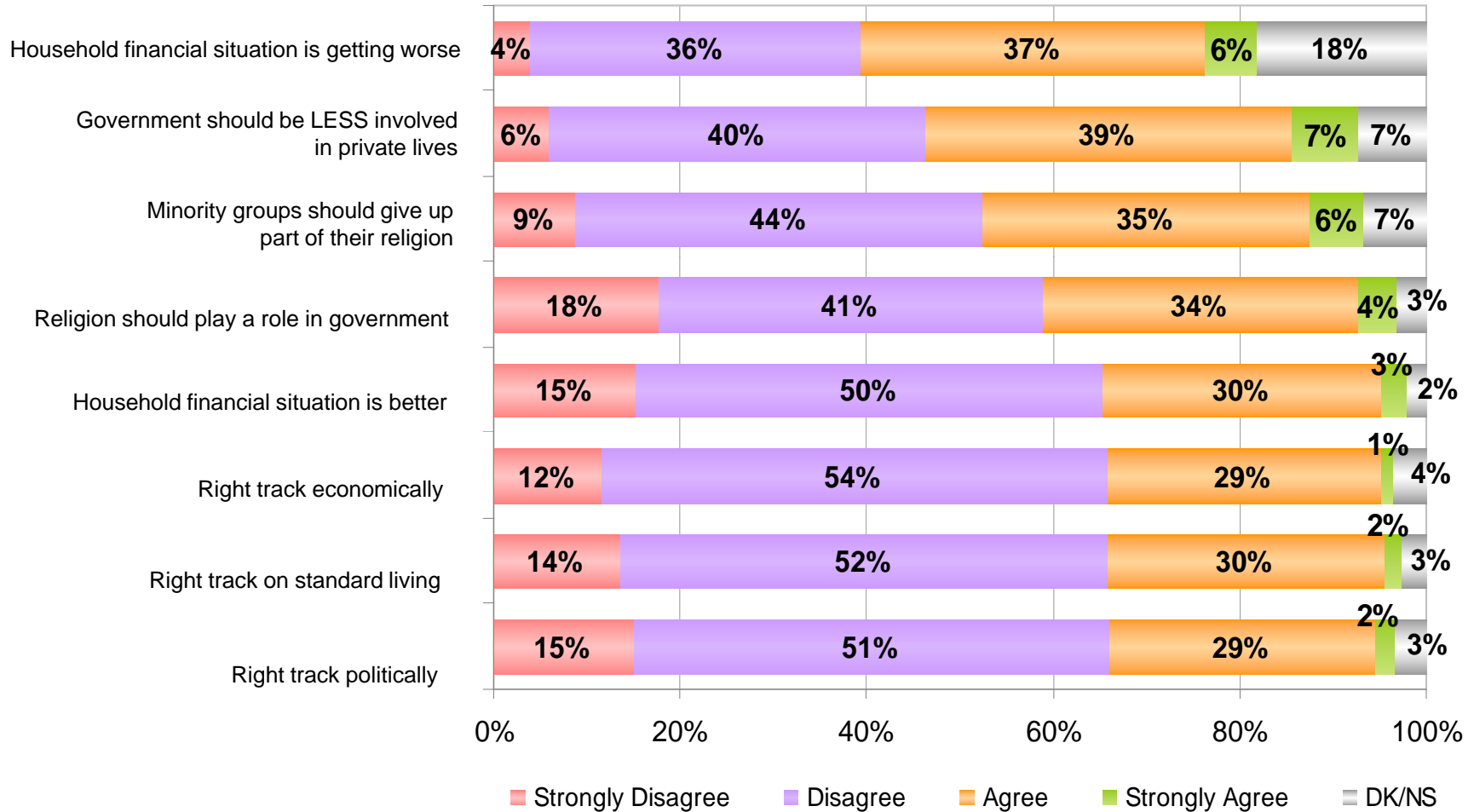


Occupation



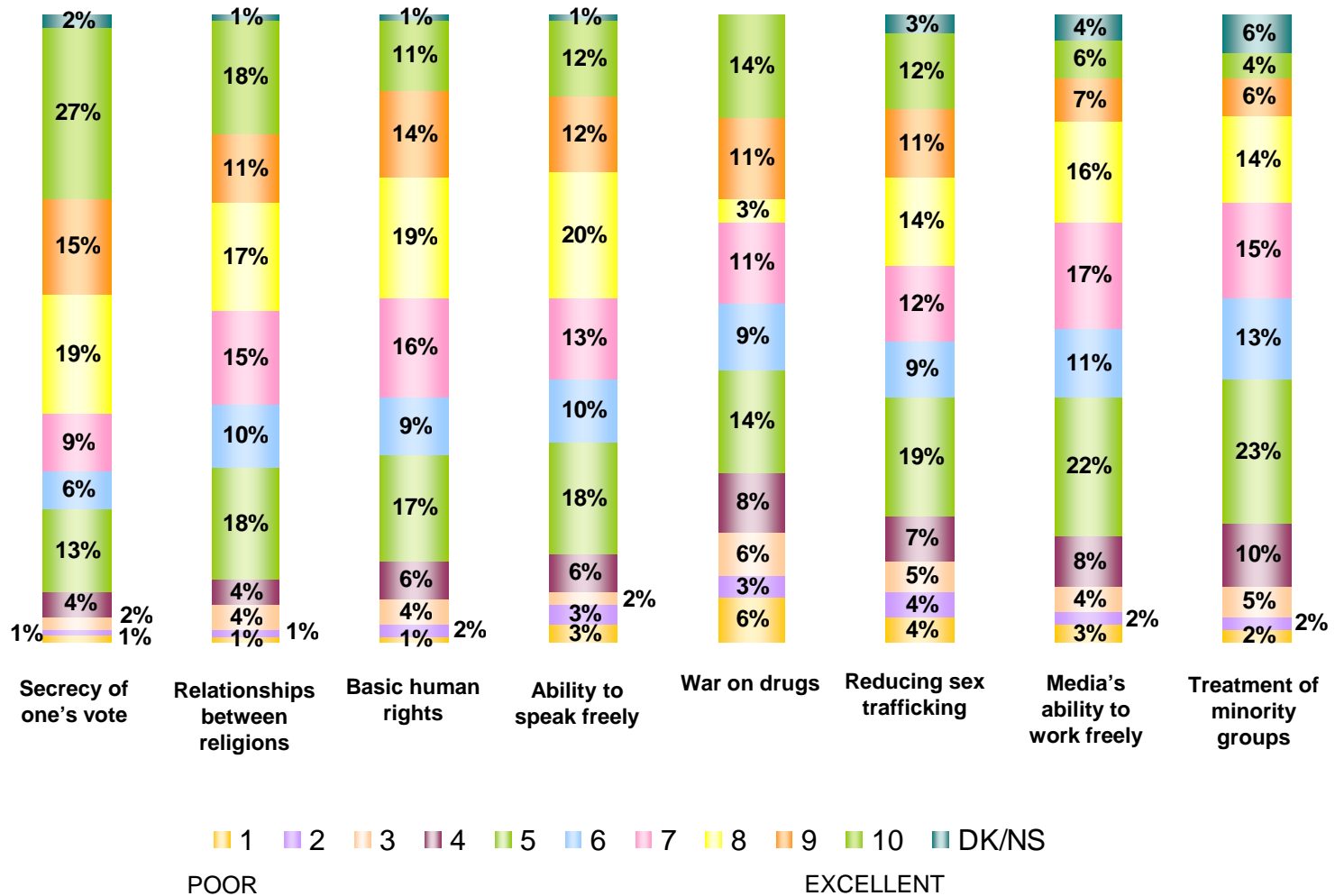
Mood of the Country

Do you agree or disagree with the following perceptions about Thailand's general direction?



DK/NS = Don't know/Not sure

Please rate Thailand's current conditions using the scale below.



What are the top three issues that need immediate solutions?

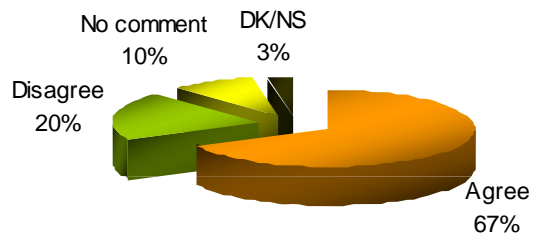
	1st mentioned	2nd mentioned	3rd mentioned	TOTAL
National Economy	50%	16%	10%	76%
Poverty Eradication	18%	23%	15%	56%
Better Education	4%	10%	14%	29%
Corruption	7%	10%	9%	26%
Unemployment	4%	9%	13%	26%
Politics	6%	9%	6%	21%
Agricultural Issues	5%	6%	8%	18%
Household Debt	1%	4%	8%	13%
Crime Rate	2%	3%	6%	11%
Social Welfare	0%	3%	4%	8%
Trade Relations	1%	3%	1%	5%
Environmental Issues	1%	2%	3%	5%
Child Prostitution	0%	1%	2%	3%
Foreign Affairs	0%	1%	1%	2%



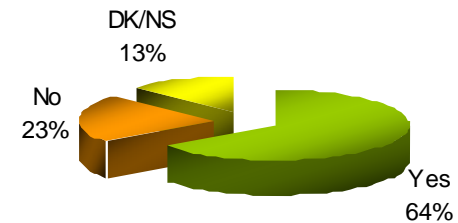
Views on the Constitutional Referendum and Voting

Acceptance Of August 2007 National Constitutional Referendum

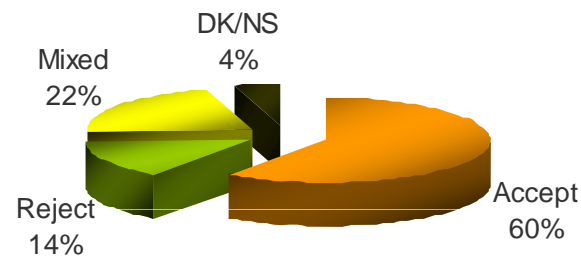
- Do you agree or disagree with the outcome of the national constitutional referendum?



- Was the constitutional referendum process implemented in a free and fair manner?



- Do most people in your area accept or reject the result?



What are your primary reasons for voting in the December 2007 National Assembly election?

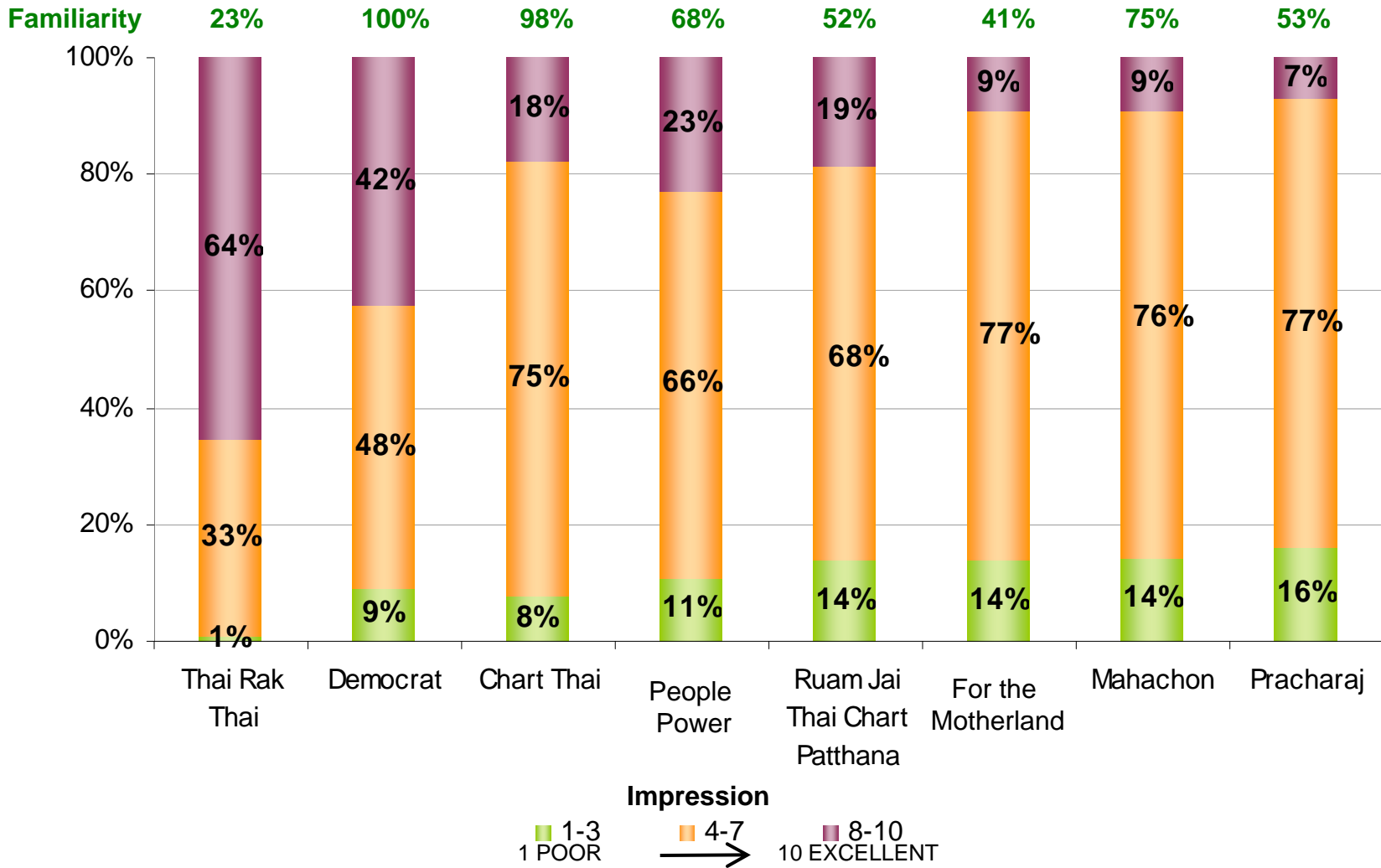
VOTER'S RIGHTS	60%	POLITICAL PARTIES	8%
Express my opinion/view	21%	Want to see more development within the party	2%
Voting is in accordance with the constitution	14%	Want a political party that can solve economic problems	2%
Individual's choice	10%	Want preferred political party to become the government	2%
Don't want to lose the right to vote	9%	Want a just political party that will perform well	1%
Elect the person who can best represent me	6%	Want to see if chosen political party fulfills promises	1%
POLITICIANS	35%	SOCIAL CONCERNS	10%
Want a good politician to run the country	14%	Want to live peacefully like in the "old days"	4%
Want a competent candidate to develop the country	11%	Want social order within the country	2%
Elect a good person to the parliament	7%	Want to see political turmoil solved soon	1%
Want members of parliament to develop the country	3%	Want a stable political atmosphere	1%
DEMOCRACY	14%	To stop the unrest in the South	1%
Citizen's responsibility to vote	9%	Want our country to develop	1%
Government should be elected by the people	3%	ECONOMY	6%
It's the "democratic" way	2%	For a stable economy	6%
NEW GOVERNMENT	10%	COUNTRY	3%
Want a new government	6%	For the good of the country	3%
Want a new government that is accepted by the public	2%	OTHER REASONS	1%
Want an elected Prime Minister	2%	To stop fake/invalid ballots	1%

N = 1,105



Familiarity and Impressions: Political Parties

What is your familiarity and impression of the following political parties using the scale below?

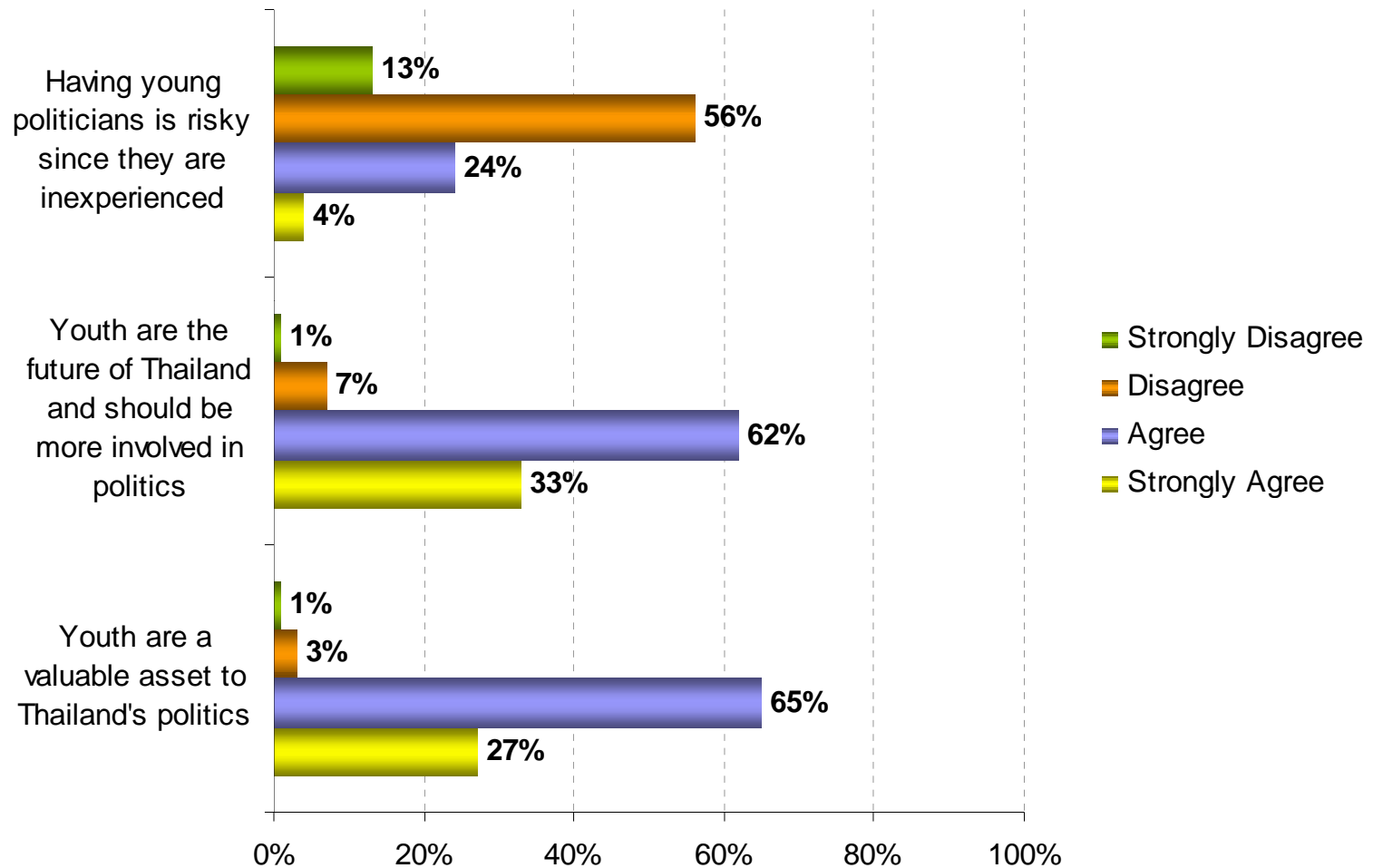




Roles of Youth and Women in Politics

Role of Youth in Politics:

Do you agree or disagree with the following statements?



Role of Youth in Politics: Breakdown

Youth in Politics	GENDER		URBAN/RURAL	
	Male	Female	Urban	Rural
Youth are a valuable asset in Thai politics	3.25	3.31	3.25	3.30
Youth should be more involved in politics	3.18	3.20	3.15	3.21
Having young politicians is risky	2.23	2.16	2.20	2.19

Youth in Politics	Socioeconomic Status (SES)**				
	SES A	SES B	SES C	SES D	SES E
Youth are a valuable asset in Thai politics	3.37	3.24	3.28	3.26	3.28
Youth should be more involved in politics	3.22	3.20	3.18	3.19	3.19
Having young politicians is risky	2.09	2.15	2.25	2.24	2.15

Youth in Politics	AGE					
	18 - 24	25 - 34	35 - 44	45 - 54	55 - 64	65 and Older
Youth are a valuable asset in Thai politics	3.29	3.28	3.27	3.33	3.24	3.24
Youth should be more involved in politics	3.19	3.18	3.16	3.23	3.18	3.22
Having young politicians is risky	2.15	2.17	2.20	2.17	2.28	2.30

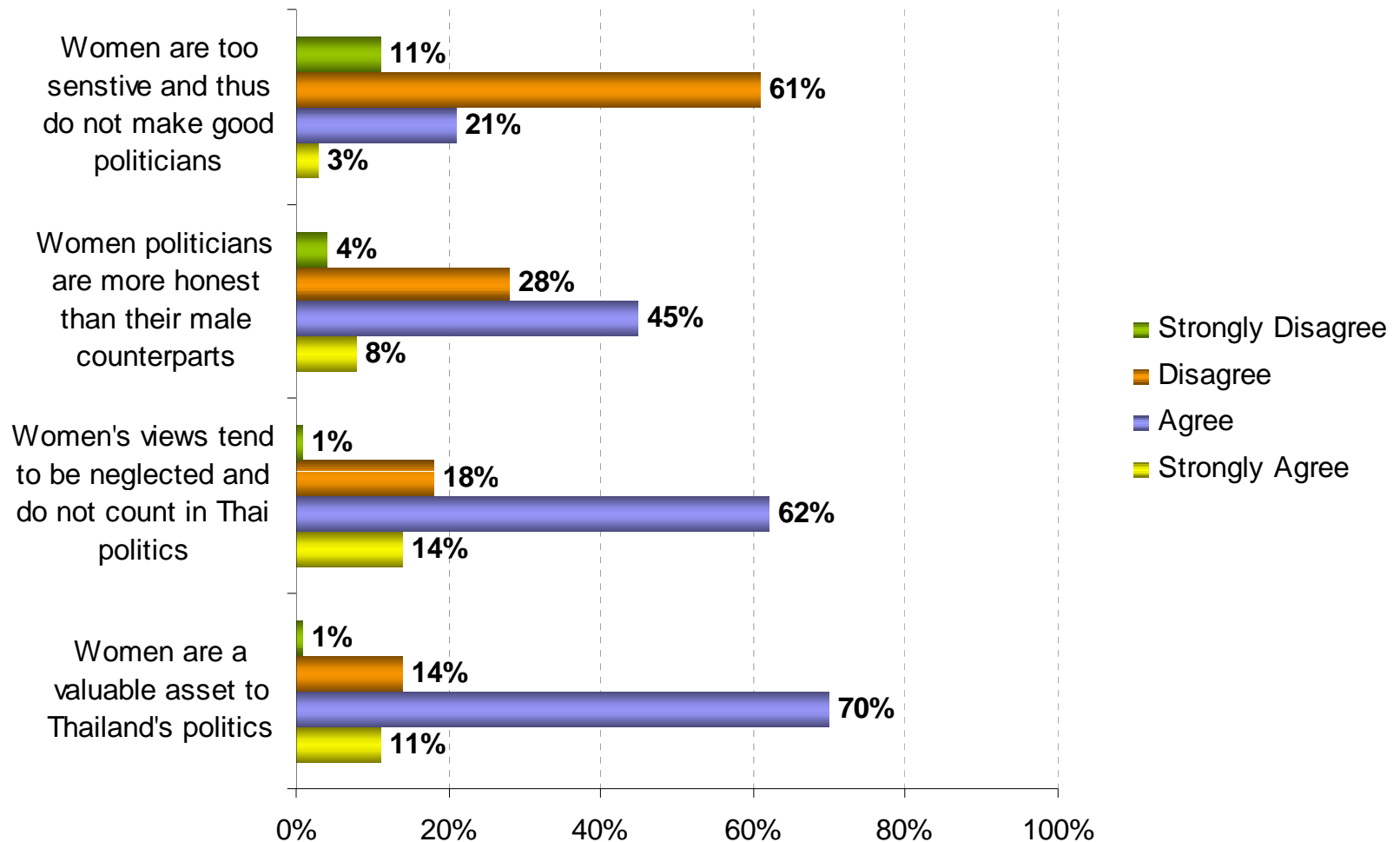
Note: Mean Scores calculated based on 4 point-scale system:

- 1 = **Strongly Disagree** with the statement
- 2 = **Disagree** with the statement
- 3 = **Agree** with the statement
- 4 = **Strongly Agree** with the statement

**** Total SES: Urban and Rural**

Role of Women in Politics:

Do you agree or disagree with the following statements?



Role of Women in Politics: Breakdown

Women in politics	GENDER		URBAN/RURAL	
	Male	Female	Urban	Rural
Women are a valuable asset in Thai politics	2.90	2.99	2.91	2.96
Women's views tend to be neglected	2.87	2.99	2.96	2.91
Women politicians are more honest	2.61	2.75	2.60	2.72
Women are too sensitive to be good politicians	2.23	2.09	2.15	2.17

Women in politics	Socioeconomic Status (SES)**				
	SES A	SES B	SES C	SES D	SES E
Women are a valuable asset in Thai politics	3.03	2.95	2.95	2.88	2.93
Women's views tend to be neglected	2.91	2.90	2.96	2.94	2.92
Women politicians are more honest	2.58	2.72	2.65	2.71	2.71
Women are too sensitive to be good politicians	2.07	2.12	2.18	2.18	2.19

Women in politics	AGE					
	18 - 24	25 - 34	35 - 44	45 - 54	55 - 64	65 and Older
Women are a valuable asset in Thai politics	2.90	2.98	2.91	2.97	2.96	2.91
Women's views tend to be neglected	2.91	2.89	2.91	2.97	2.99	2.99
Women politicians are more honest	2.54	2.67	2.67	2.69	2.76	2.89
Women are too sensitive to be good politicians	2.20	2.10	2.13	2.23	2.15	2.22

Note: Mean Scores calculated based on 4 point-scale system:

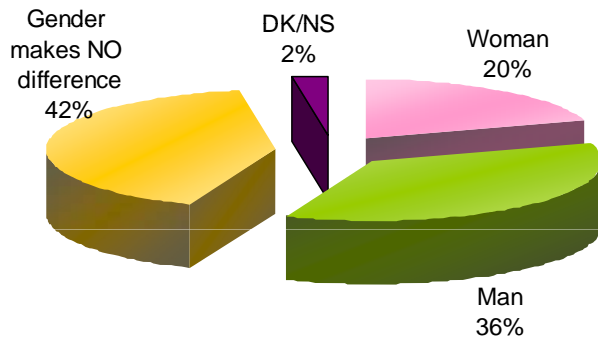
- 1 = **Strongly Disagree** with the statement
- 2 = **Disagree** with the statement
- 3 = **Agree** with the statement
- 4 = **Strongly Agree** with the statement

** **Total SES: Urban and Rural**

Gender Preference of Candidate for Public Office

There are two candidates with the same exact qualifications, but one is a man and the other is a woman: which candidate would you vote for?

TOTAL



	GENDER		URBAN/RURAL	
	Male	Female	Urban	Rural
Woman	18%	23%	17%	22%
Man	41%	31%	32%	38%
Gender makes NO difference	39%	44%	48%	37%
Don't know / Not sure	3%	2%	2%	3%

	Socioeconomic Status (SES)**				
	SES A	SES B	SES C	SES D	SES E
Woman	22%	22%	20%	21%	17%
Man	35%	32%	37%	35%	38%
Gender makes NO difference	40%	43%	40%	41%	43%
Don't know / Not sure	3%	3%	2%	3%	2%

	AGE					
	18 - 24	25 - 34	35 - 44	45 - 54	55 - 64	65 and Older
Woman	18%	23%	20%	19%	20%	20%
Man	35%	34%	35%	41%	38%	35%
Gender makes NO difference	45%	41%	44%	36%	40%	41%
Don't know / Not sure	2%	2%	1%	4%	3%	4%

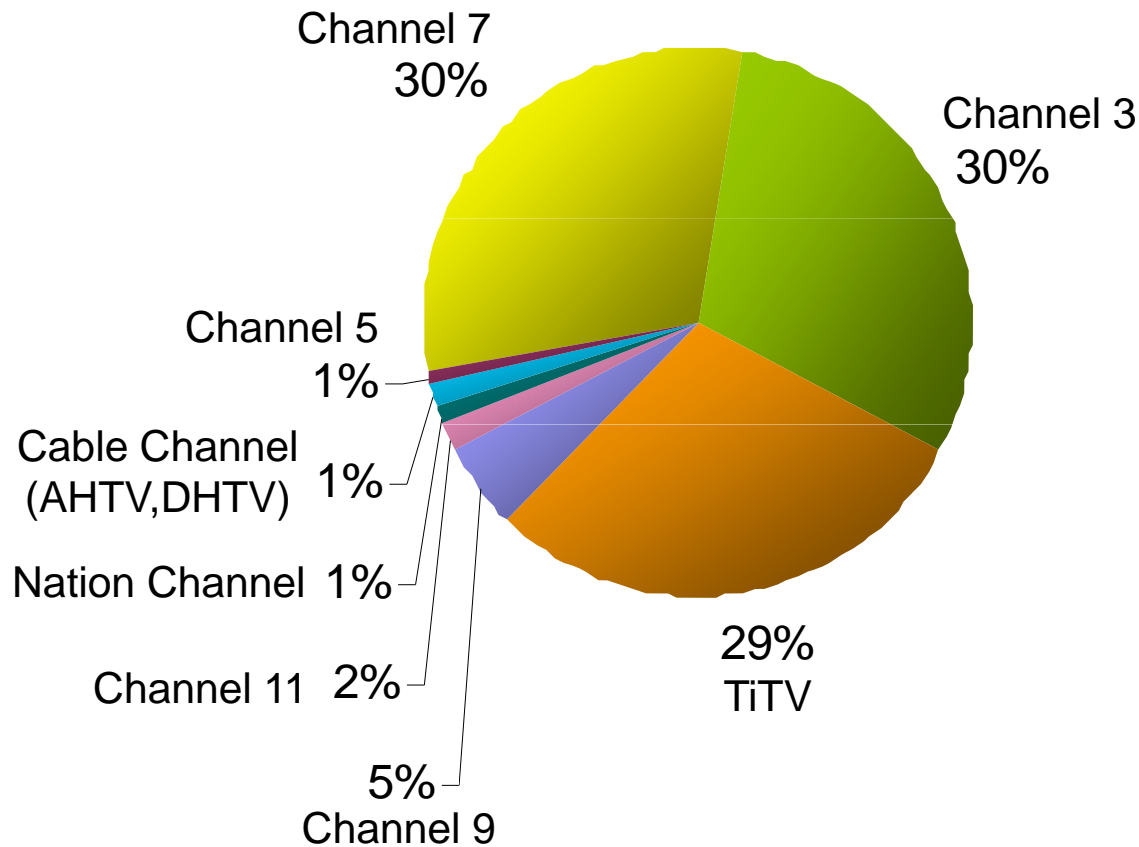
** Total SES: Urban and Rural



Media and Outreach: Sources of Information About Politics

Media: Television

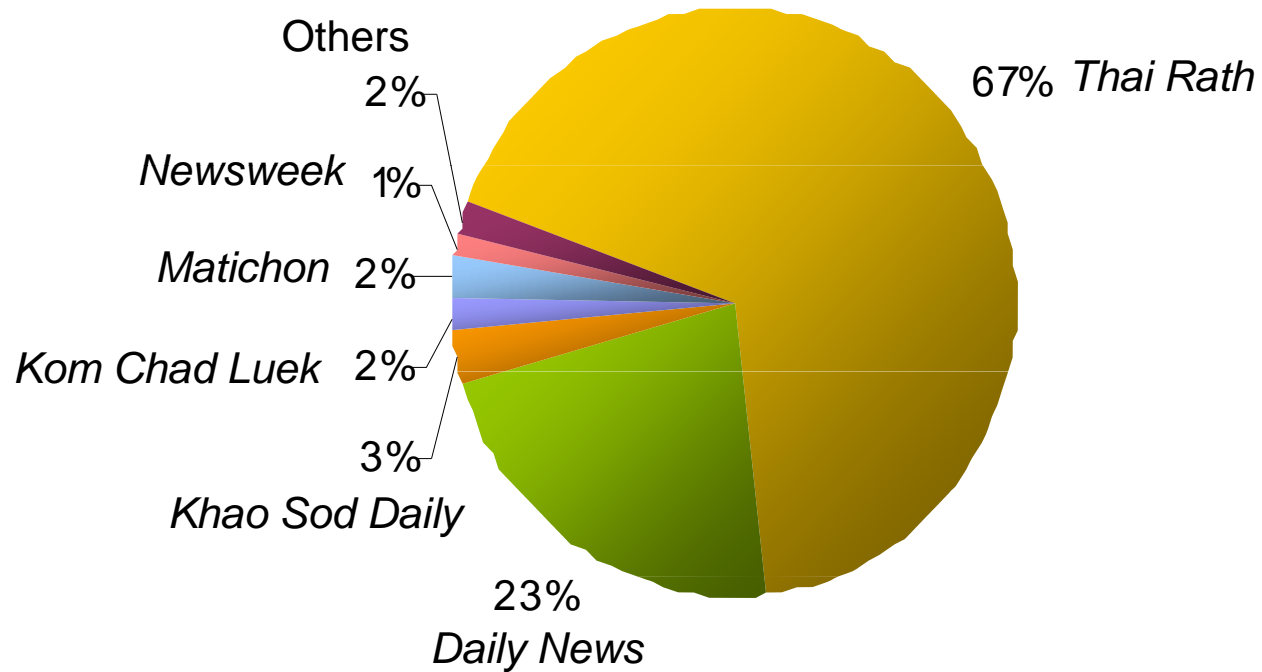
- What is the TV channel you watch most often to obtain information on politics in Thailand?



N = 1,106

Media: Print

- Which newspaper/magazine do you read most to get information on politics in Thailand?



N = 632

How do you prefer to obtain political information?

